

Dental Hygienist

Five Year Trend

Five Year Enrollment Change	-11.4%		FY 2008 FTEs	51.70
Five Year FTEs Change	-5.0%		FY 2009 FTEs	50.93
Five Year Graduate Change	20.0%		FY 2010 FTEs	47.33
FY 2007 Enrollee	114		FY 2011 FTEs	43.56
FY 2008 Enrollee	119		FY 2007 Graduate	10
FY 2009 Enrollee	116		FY 2008 Graduate	9
FY 2010 Enrollee	118		FY 2009 Graduate	7
FY 2011 Enrollee	101		FY 2010 Graduate	7
FY 2007 FTEs	45.86		FY 2011 Graduate	12

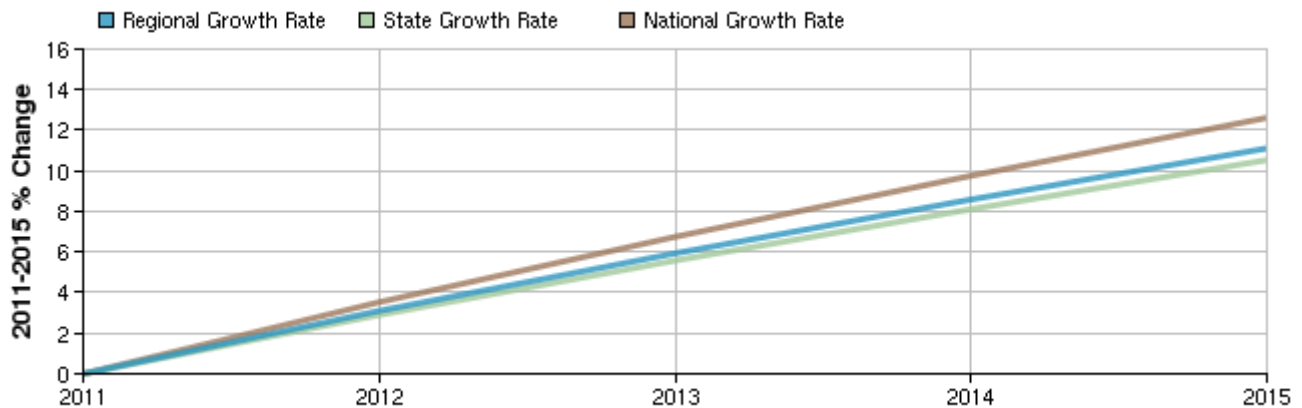
Selected Occupations

Occupation	Education Level
Dental hygienists (SOC 29-2021)	Associate's degree

Executive Summary

Basic Information	
2011 Occupational Jobs	254
2015 Occupational Jobs	282
Total Change	28
Total % Change	11.02%
Openings	51
2011 Median Hourly Earnings	\$28.51

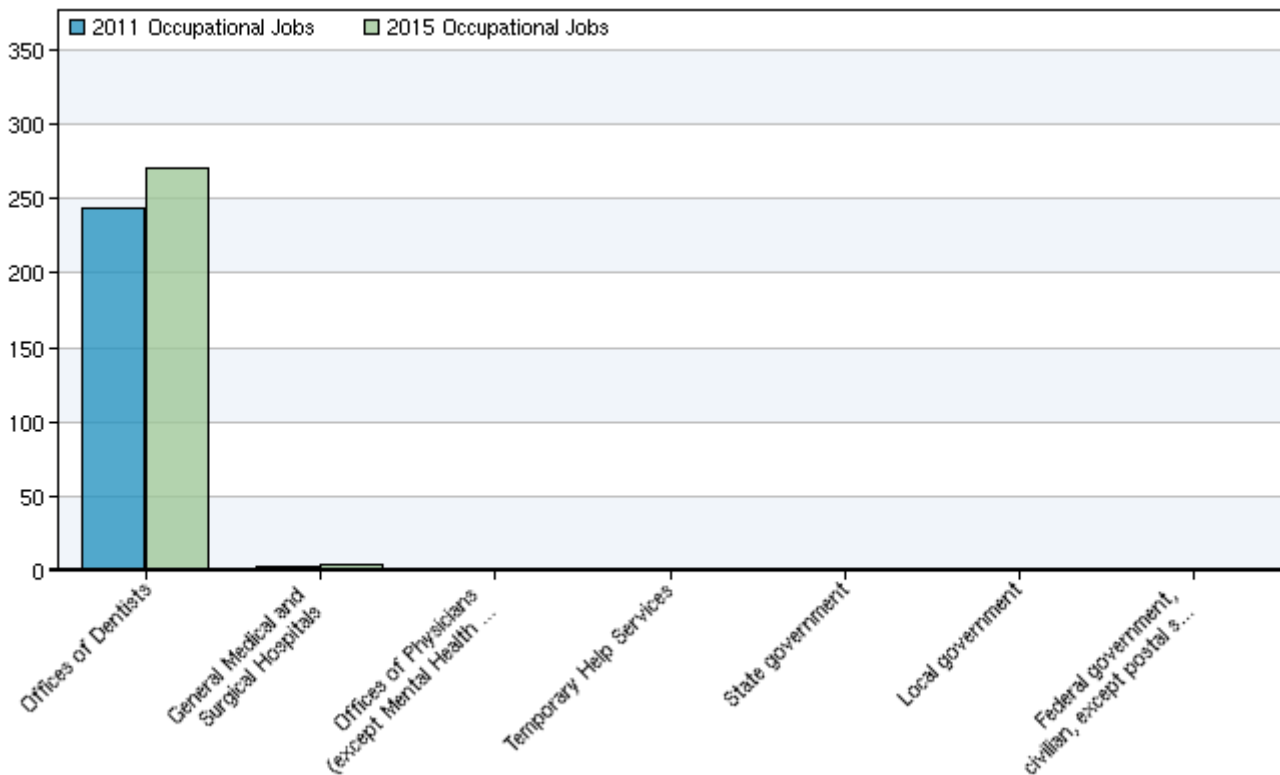
Occupational Change Summary



Region	2011 Jobs	2015 Jobs	Change	% Change	Openings	2011 Median Hourly Earnings
Regional Total	254	282	28	11%	51	\$28.51
State Total	4,965	5,488	523	11%	948	\$29.37
National Total	177,695	200,114	22,419	13%	37,186	\$32.37

Source: EMSI Complete Employment - 2011.3

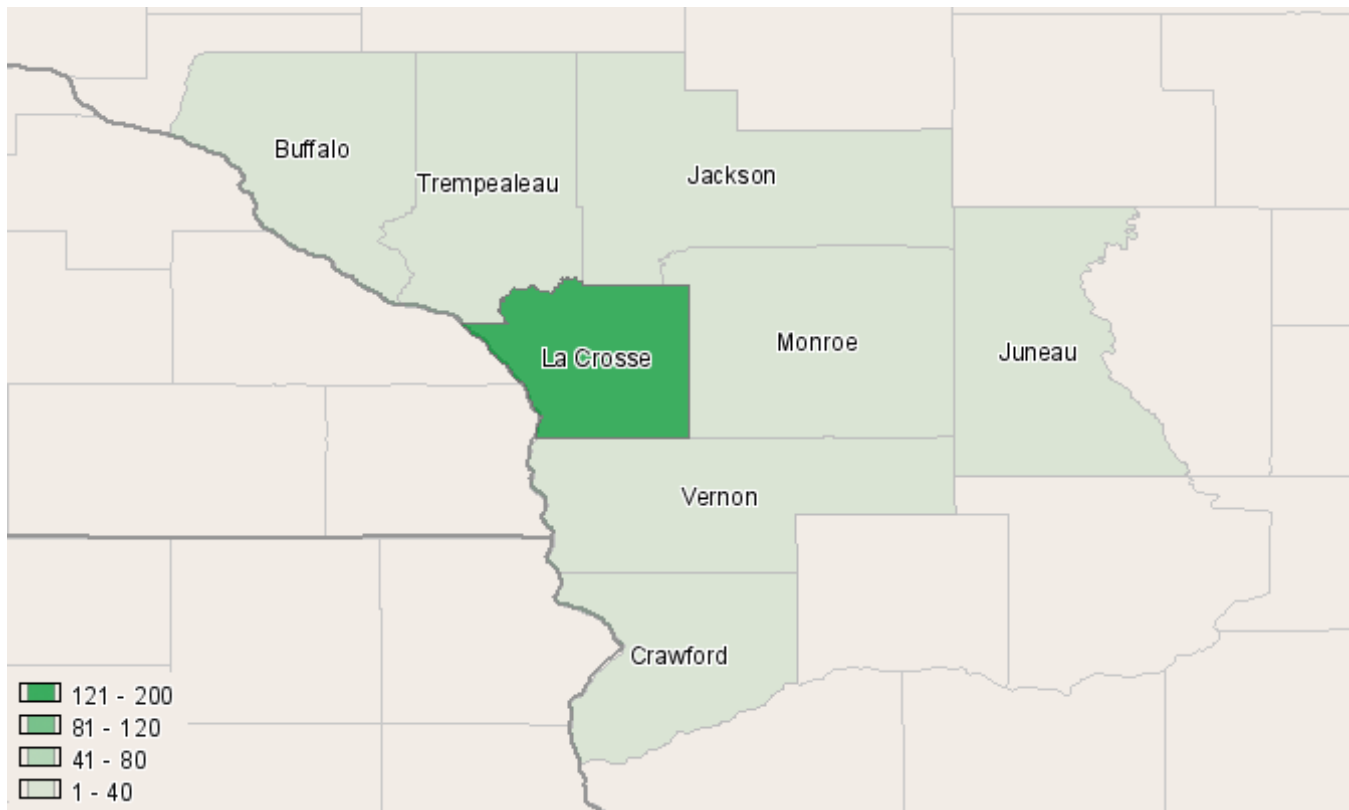
Top Industries for Selected Occupation



NAICS Code	Name	2011 Jobs	2015 Jobs	Change	% Change
621210	Offices of Dentists	243	271	28	12%
622110	General Medical and Surgical Hospitals	<10	<10	--	--
621111	Offices of Physicians (except Mental Health Specialists)	<10	<10	--	--
561320	Temporary Help Services	<10	<10	--	--
920000	State government	<10	<10	--	--
930000	Local government	<10	<10	--	--
911000	Federal government, civilian, except postal service	<10	<10	--	--

Source: EMSI Complete Employment - 2011.3

Occupation Distribution



County	2011 Jobs
La Crosse, WI (55063)	162
Monroe, WI (55081)	26
Jackson, WI (55053)	17
Vernon, WI (55123)	12
Crawford, WI (55023)	12
Trempealeau, WI (55121)	11
Juneau, WI (55057)	<10
Buffalo, WI (55011)	<10

Source: EMSI Complete Employment - 2011.3

Three Year Graduate Employers

Dental Hygienst

2007-2008

Graduates	9
Graduates Responding	8
Employed in Related Occupations	7
Employed in Non-Related Occupations	0
Seeking Employment	0
Not in Labor Market	1

Dental Hygienist	Main Street Dental, La Crosse, WI
Registered Dental Hygienist	Richland Family Dental, Richland Center, WI
Dental Hygienist	Logistics Health, La Crosse, WI
Dental Assistant	Oral Surgery Clinic of La Crosse, Onalaska, WI
Dental Hygienist	Cowgill Dental, Onalaska, WI
Dental Hygienist	Community Dental, Black River Falls, WI
Dental Hygienist	Gundersen Lutheran, La Crosse, WI

2008-2009

Graduates	8
Graduates Responding	8
Employed in Related Occupations	6
Employed in Non-Related Occupations	1
Seeking Employment	1
Not in Labor Market	0

Clinical Dental Hygienist	Deer Creek Dental, Tomah, WI
Dental Hygienist	Dr. Steven Schmidt, La Crosse, WI
Dental Hygienist	Marshfield Clinic, Neillsville, WI
Dental Hygienist	River Town Dental, Holmen, WI
Dental Hygienist/Assistant	The Lake Community Health Center, Ashland, WI
Office Coordinator	Orthodontic Specialists, Onalaska, WI

2009-2010

Graduates	8
Graduates Responding	6
Employed in Related Occupations	4
Employed in Non-Related Occupations	0
Seeking Employment	2
Continuing Education	0
Not in Labor Market	0

Dental Hygienist	Dr. Michael Colvin, Onalaska, WI
Dental Hygienist	Dental Express and Gundersen Lutheran Ped Dentistry, La Crosse, WI
Dental Hygienist	Dr. Kurt Hulse, Onalaska, WI
Dental Hygienist	Sparta Dental Center, Sparta, WI

Region Information

Region: Western Technical College District

Description: Western District Counties

County Areas: Buffalo, Wisconsin (55011), Crawford, Wisconsin (55023), Jackson, Wisconsin (55053), Juneau, Wisconsin (55057), La Crosse, Wisconsin (55063), Monroe, Wisconsin (55081), Trempealeau, Wisconsin (55121), Vernon, Wisconsin (55123)

Data Sources and Calculations

Industry Data

In order to capture a complete picture of industry employment, EMSI basically combines covered employment data from Quarterly Census of Employment and Wages (QCEW) produced by the Department of Labor with total employment data in Regional Economic Information System (REIS) published by the Bureau of Economic Analysis (BEA), augmented with County Business Patterns (CBP) and Non-employer Statistics (NES) published by the U.S. Census Bureau. Projections are based on the latest available EMSI industry data, 15-year past local trends in each industry, growth rates in statewide and (where available) sub-state area industry projections published by individual state agencies, and (in part) growth rates in national projections from the Bureau of Labor Statistics.

Occupational Data

Organizing regional employment information by occupation provides a workforce-oriented view of the regional economy. EMSI's occupation data are based on EMSI's industry data and regional staffing patterns taken from the Occupational Employment Statistics program (U.S. Bureau of Labor Statistics). Wage information is partially derived from the American Community Survey. The occupation-to-program (SOC-to-CIP) crosswalk is based on one from the U.S. Department of Education, with customizations by EMSI.

State Data Sources

This report uses state data from the following agencies:

- Wisconsin Department of Workforce Development
- Bureau of Workforce Information