

# DisAbility Support Specialist

## Five Year Trend

Five Year Enrollment Change	7.5%		FY 2008 FTEs	24.47
Five Year FTEs Change	-5.9%		FY 2009 FTEs	30.30
Five Year Graduate Change	-62.5%		FY 2010 FTEs	30.30
FY 2007 Enrollee	40		FY 2011 FTEs	23.90
FY 2008 Enrollee	40		FY 2007 Graduate	8
FY 2009 Enrollee	47		FY 2008 Graduate	10
FY 2010 Enrollee	45		FY 2009 Graduate	4
FY 2011 Enrollee	43		FY 2010 Graduate	3
FY 2007 FTEs	25.40		FY 2011 Graduate	3

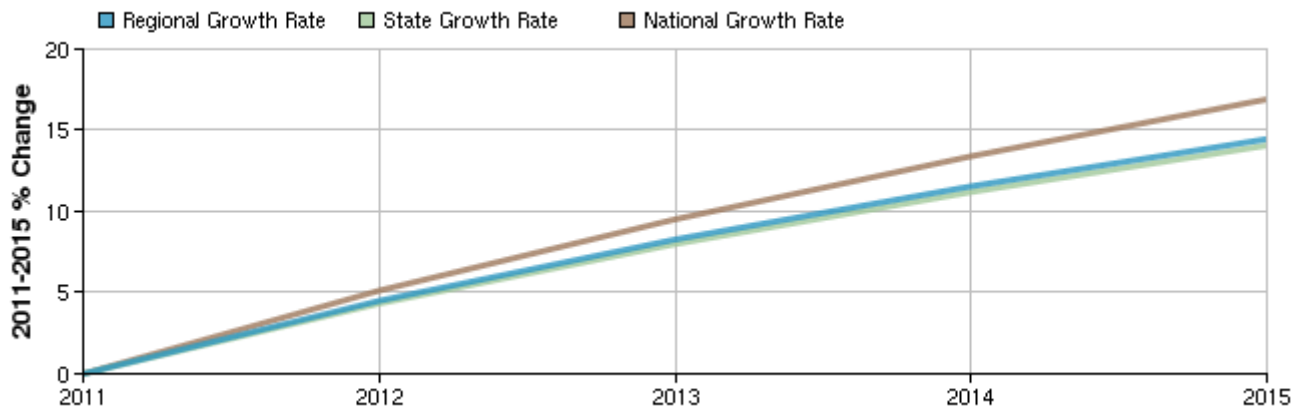
## Selected Occupations

Occupation	Education Level
Community and social service specialists, all other (SOC 21-1099)	Bachelor's degree
Personal and home care aides (SOC 39-9021)	Short-term on-the-job training

## Executive Summary

Basic Information	
2011 Occupational Jobs	1,635
2015 Occupational Jobs	1,872
Total Change	237
Total % Change	14.49%
Openings	335
2011 Median Hourly Earnings	\$9.37

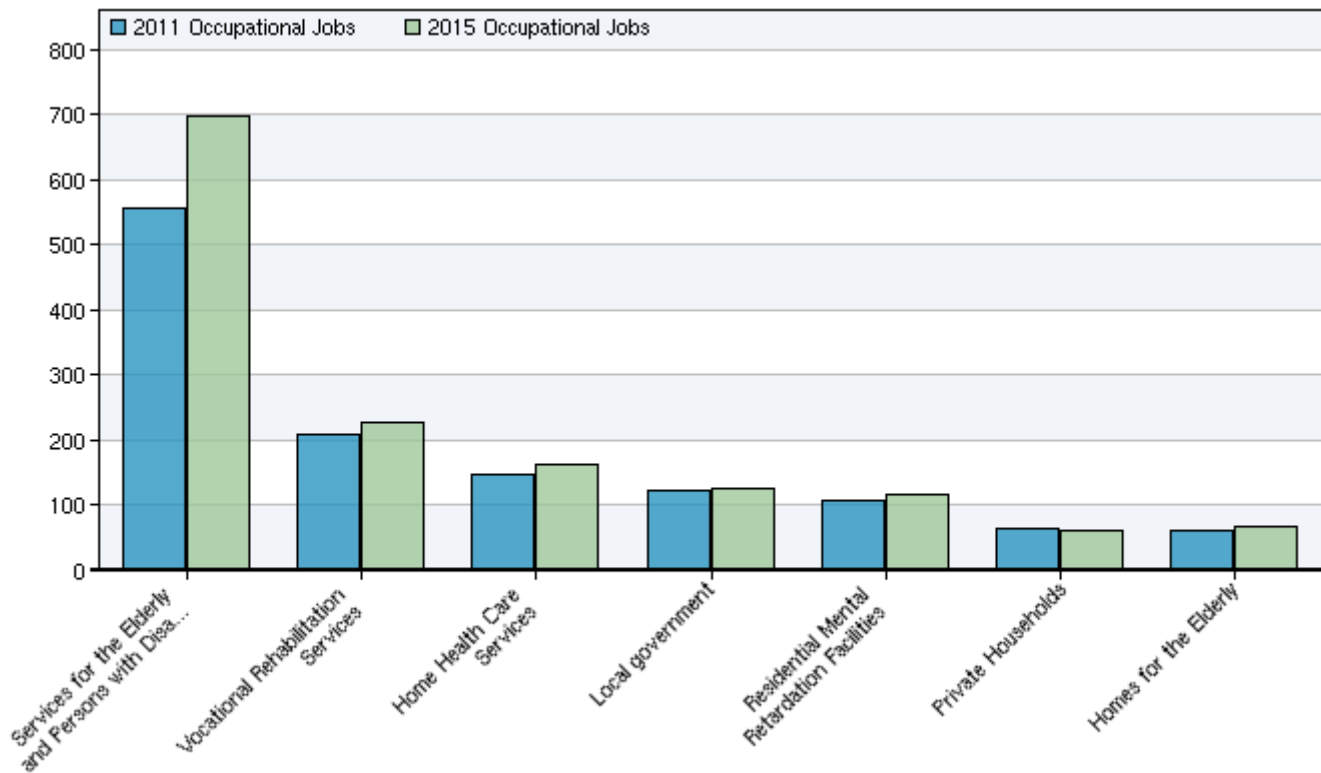
## Occupational Change Summary



Region	2011 Jobs	2015 Jobs	Change	% Change	Openings	2011 Median Hourly Earnings
Regional Total	1,635	1,872	237	14%	335	\$9.37
State Total	27,315	31,157	3,842	14%	5,293	\$9.75
National Total	1,216,441	1,422,133	205,692	17%	271,062	\$9.63

Source: EMSI Complete Employment - 2011.3

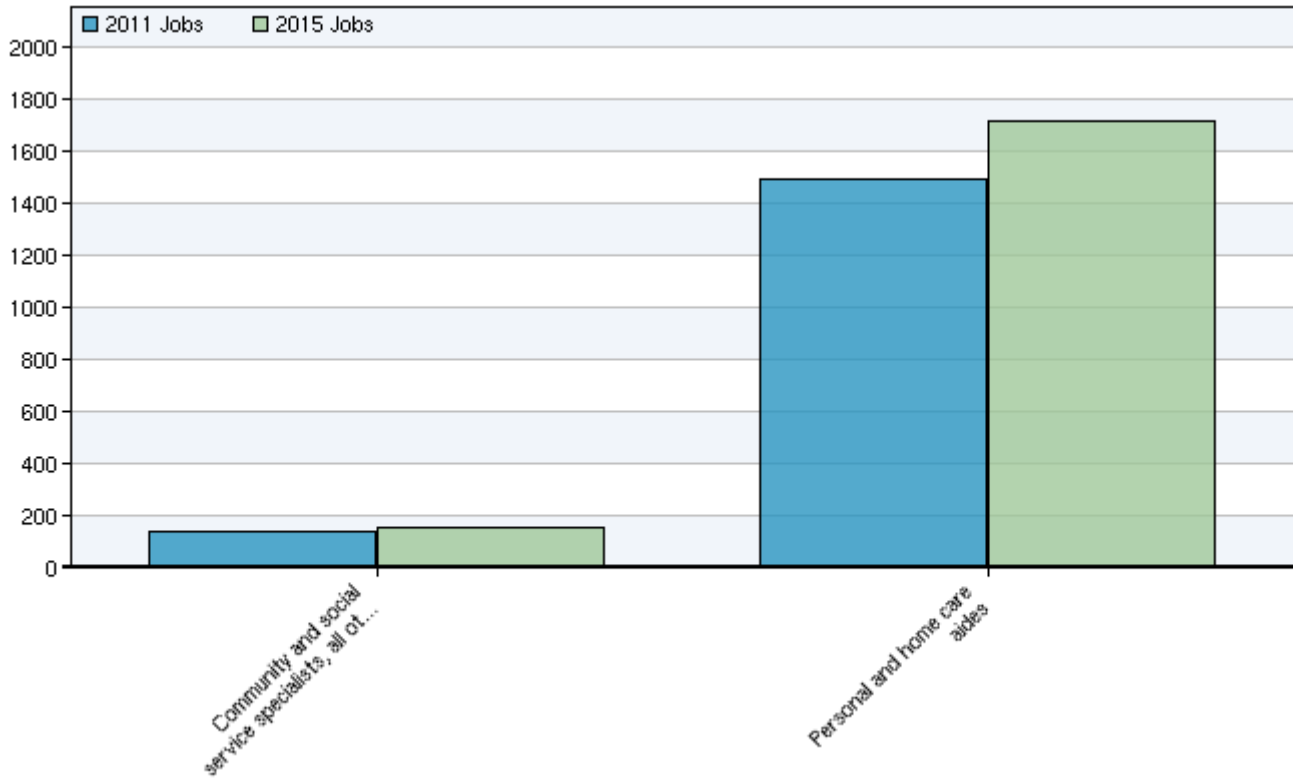
## Top Industries for Selected Occupations



NAICS Code	Name	2011 Jobs	2015 Jobs	Change	% Change
624120	Services for the Elderly and Persons with Disabilities	558	699	141	25%
624310	Vocational Rehabilitation Services	208	228	20	10%
621610	Home Health Care Services	146	162	16	11%
930000	Local government	122	127	5	4%
623210	Residential Mental Retardation Facilities	107	118	11	10%
814110	Private Households	65	61	-4	-6%
623312	Homes for the Elderly	62	69	7	11%

Source: EMSI Complete Employment - 2011.3

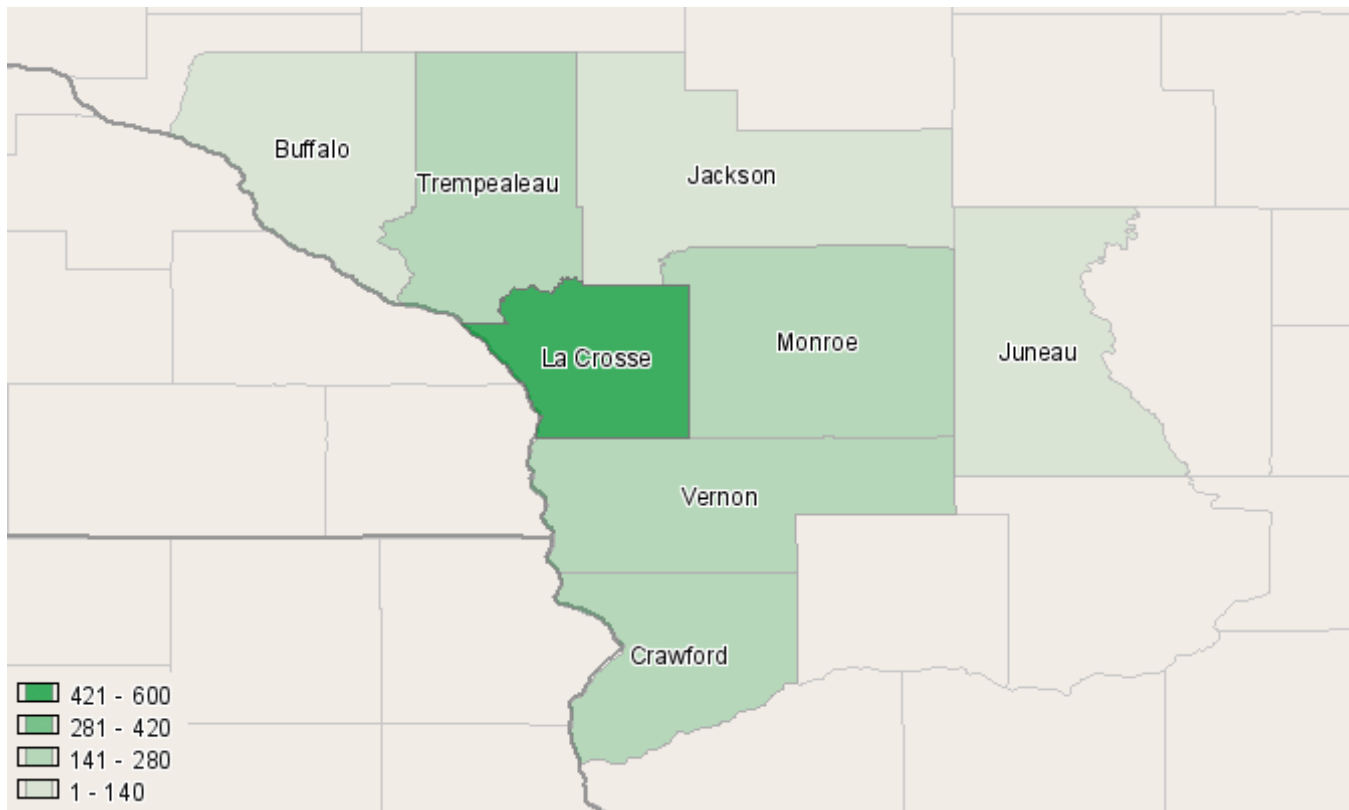
## Occupational Breakdown



SOC Code	Description	2011 Jobs	2015 Jobs	Openings	2011 Median Hourly Earnings
21-1099	Community and social service specialists, all other	141	153	23	\$10.36
39-9021	Personal and home care aides	1,494	1,719	312	\$9.28
	Total	1,635	1,872	335	\$9.37

Source: EMSI Complete Employment - 2011.3

## Occupation Distribution



County	2011 Jobs
La Crosse, WI (55063)	549
Vernon, WI (55123)	270
Monroe, WI (55081)	239
Trempealeau, WI (55121)	164
Crawford, WI (55023)	147
Buffalo, WI (55011)	118
Jackson, WI (55053)	114
Juneau, WI (55057)	33

Source: EMSI Complete Employment - 2011.3

## Three Year Graduate Employers

---

### DisAbility Support Specialist

#### 2007-2008

Graduates	9
Graduates Responding	8
<b>Employed in Related Occupations</b>	<b>6</b>
Employed in Non-Related Occupations	0
Seeking Employment	0
Not in Labor Market	2

Nanny	Private Home, La Crosse, WI
Community Living Spec Scheduler	Lutheran Social Services, Onalaska, WI
Disability Specialist	Creative Community Living Services, Onalaska, WI
Liaison Supervisor Assistant	Gemini Employee Leasing, La Crosse, WI
Disability Specialist	New Day, Oakdale, WI
Personal Care Aide	Home & Community Options, Winona, MN

#### 2008-2009

Graduates	5
Graduates Responding	5
<b>Employed in Related Occupations</b>	<b>1</b>
Employed in Non-Related Occupations	1
Seeking Employment	2
Not in Labor Market	1

#### 2009-2010

Graduates	6
Graduates Responding	4
<b>Employed in Related Occupations</b>	<b>4</b>
Employed in Non-Related Occupations	0
Seeking Employment	0
Not in Labor Market	0
Continuing Education	0

Director Support Professionals	MDM Rubicon, Woodbury, MN
HR Assistant	Independent Living Resources, La Crosse, WI
InHome Support Provider	Catholic Charities of La Crosse, La Crosse, WI
Respite Worker	Franklin County Board of Development Disabilities, Columbus, OH

## **Region Information**

### **Region: Western Technical College District**

Description: Western District Counties

County Areas: Buffalo, Wisconsin (55011), Crawford, Wisconsin (55023), Jackson, Wisconsin (55053), Juneau, Wisconsin (55057), La Crosse, Wisconsin (55063), Monroe, Wisconsin (55081), Trempealeau, Wisconsin (55121), Vernon, Wisconsin (55123)

## **Data Sources and Calculations**

### **Industry Data**

In order to capture a complete picture of industry employment, EMSI basically combines covered employment data from Quarterly Census of Employment and Wages (QCEW) produced by the Department of Labor with total employment data in Regional Economic Information System (REIS) published by the Bureau of Economic Analysis (BEA), augmented with County Business Patterns (CBP) and Non-employer Statistics (NES) published by the U.S. Census Bureau. Projections are based on the latest available EMSI industry data, 15-year past local trends in each industry, growth rates in statewide and (where available) sub-state area industry projections published by individual state agencies, and (in part) growth rates in national projections from the Bureau of Labor Statistics.

### **Occupational Data**

Organizing regional employment information by occupation provides a workforce-oriented view of the regional economy. EMSI's occupation data are based on EMSI's industry data and regional staffing patterns taken from the Occupational Employment Statistics program (U.S. Bureau of Labor Statistics). Wage information is partially derived from the American Community Survey. The occupation-to-program (SOC-to-CIP) crosswalk is based on one from the U.S. Department of Education, with customizations by EMSI.

### **State Data Sources**

This report uses state data from the following agencies:

- Wisconsin Department of Workforce Development
- Bureau of Workforce Information