

## Early Childhood Education

### Five Year Trend

Five Year Enrollment Change	27.2%		FY 2008 FTEs	53.80
Five Year FTEs Change	13.7%		FY 2009 FTEs	42.63
Five Year Graduate Change	-21.4%		FY 2010 FTEs	49.07
FY 2007 Enrollee	92		FY 2011 FTEs	62.20
FY 2008 Enrollee	88		FY 2007 Graduate	14
FY 2009 Enrollee	80		FY 2008 Graduate	12
FY 2010 Enrollee	90		FY 2009 Graduate	11
FY 2011 Enrollee	117		FY 2010 Graduate	4
FY 2007 FTEs	54.70		FY 2011 Graduate	11

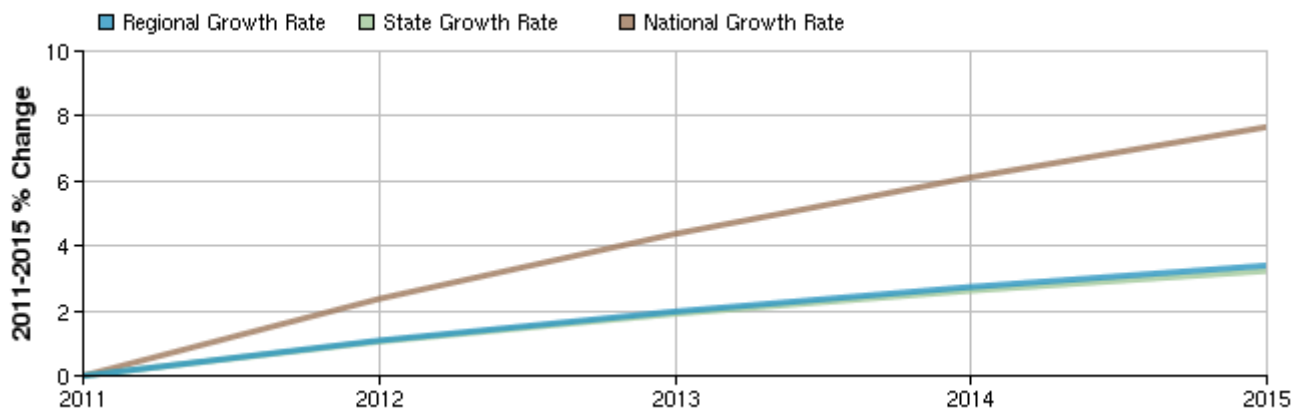
### Selected Occupations

Occupation	Education Level
Preschool teachers, except special education (SOC 25-2011)	Postsecondary vocational award
Child care workers (SOC 39-9011)	Short-term on-the-job training

### Executive Summary

Basic Information	
2011 Occupational Jobs	2,548
2015 Occupational Jobs	2,635
Total Change	87
Total % Change	3.41%
Openings	370
2011 Median Hourly Earnings	\$8.26

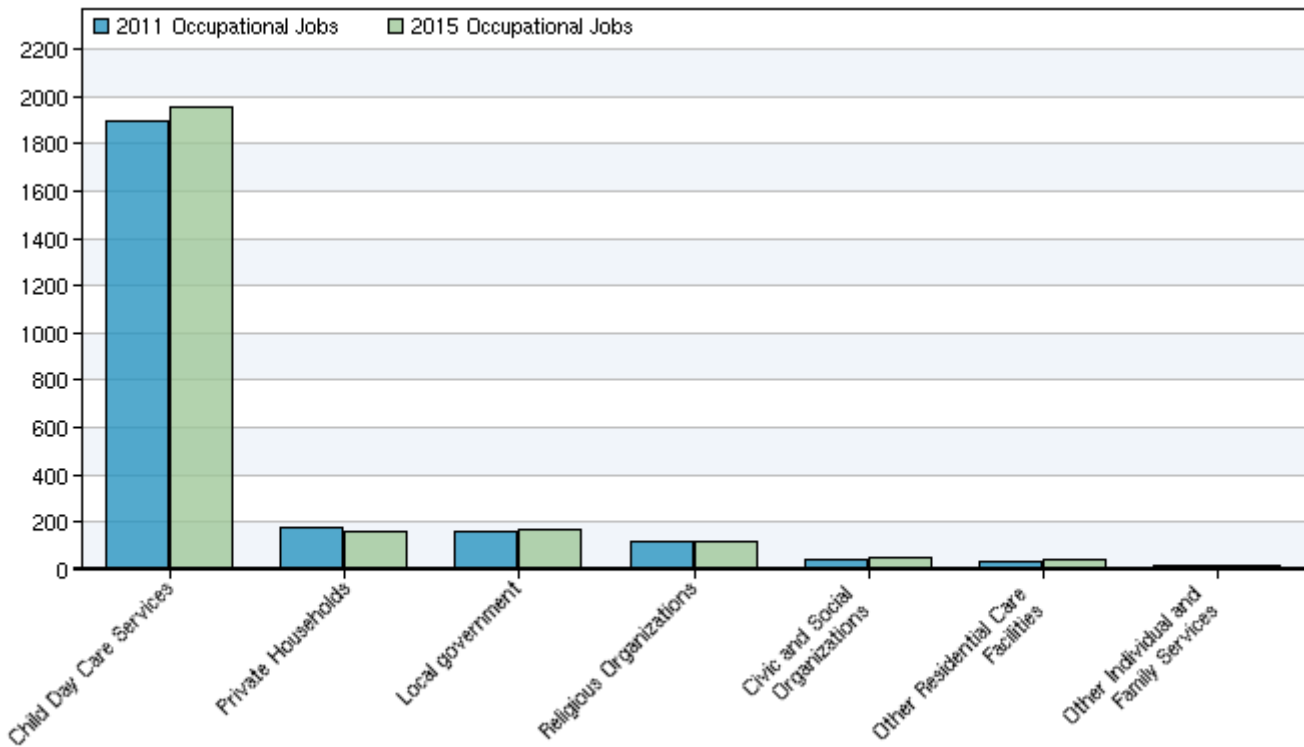
### Occupational Change Summary



Region	2011 Jobs	2015 Jobs	Change	% Change	Openings	2011 Median Hourly Earnings
Regional Total	2,548	2,635	87	3%	370	\$8.26
State Total	51,322	52,980	1,658	3%	7,429	\$8.66
National Total	2,668,644	2,873,170	204,526	8%	507,316	\$8.49

Source: EMSI Complete Employment - 2011.3

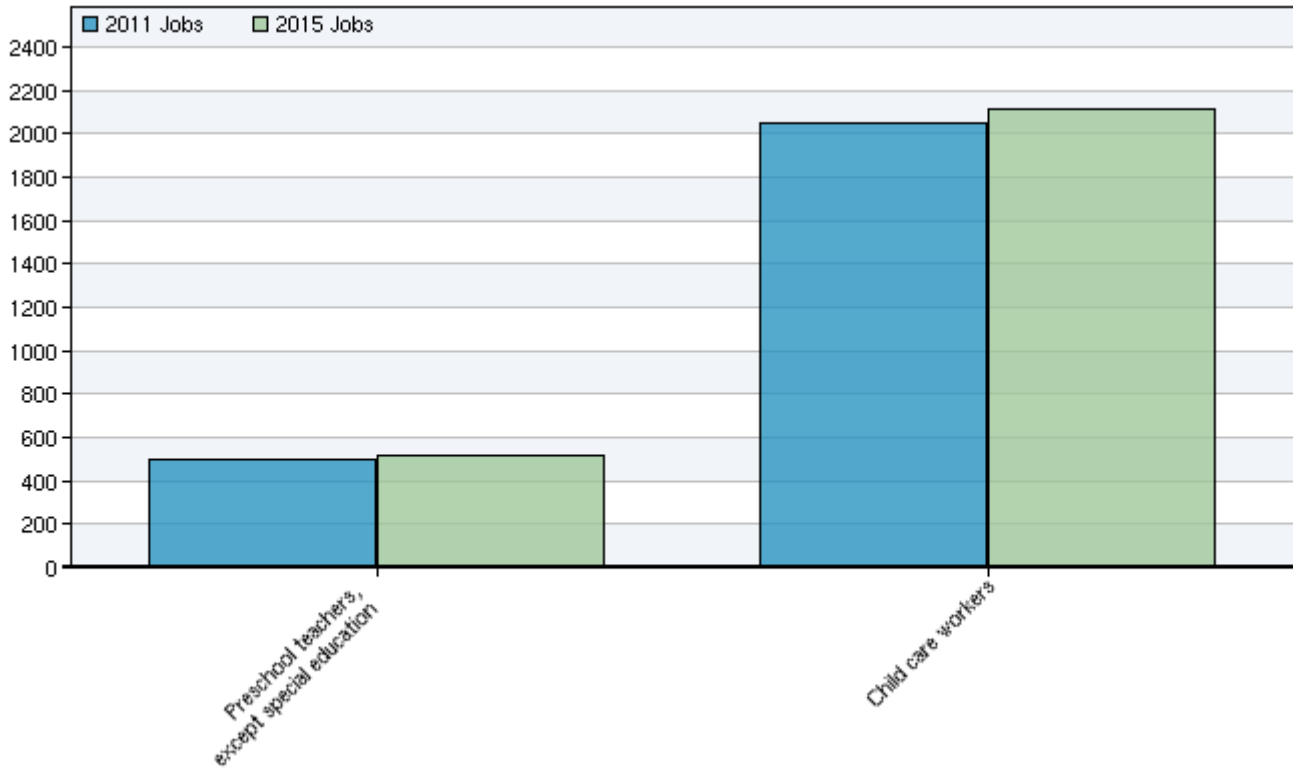
## Top Industries for Selected Occupations



NAICS Code	Name	2011 Jobs	2015 Jobs	Change	% Change
624410	Child Day Care Services	1,892	1,956	64	3%
814110	Private Households	176	161	-15	-9%
930000	Local government	164	172	8	5%
813110	Religious Organizations	118	121	3	3%
813410	Civic and Social Organizations	40	47	7	18%
623990	Other Residential Care Facilities	34	43	9	26%
624190	Other Individual and Family Services	15	17	2	13%

Source: EMSI Complete Employment - 2011.3

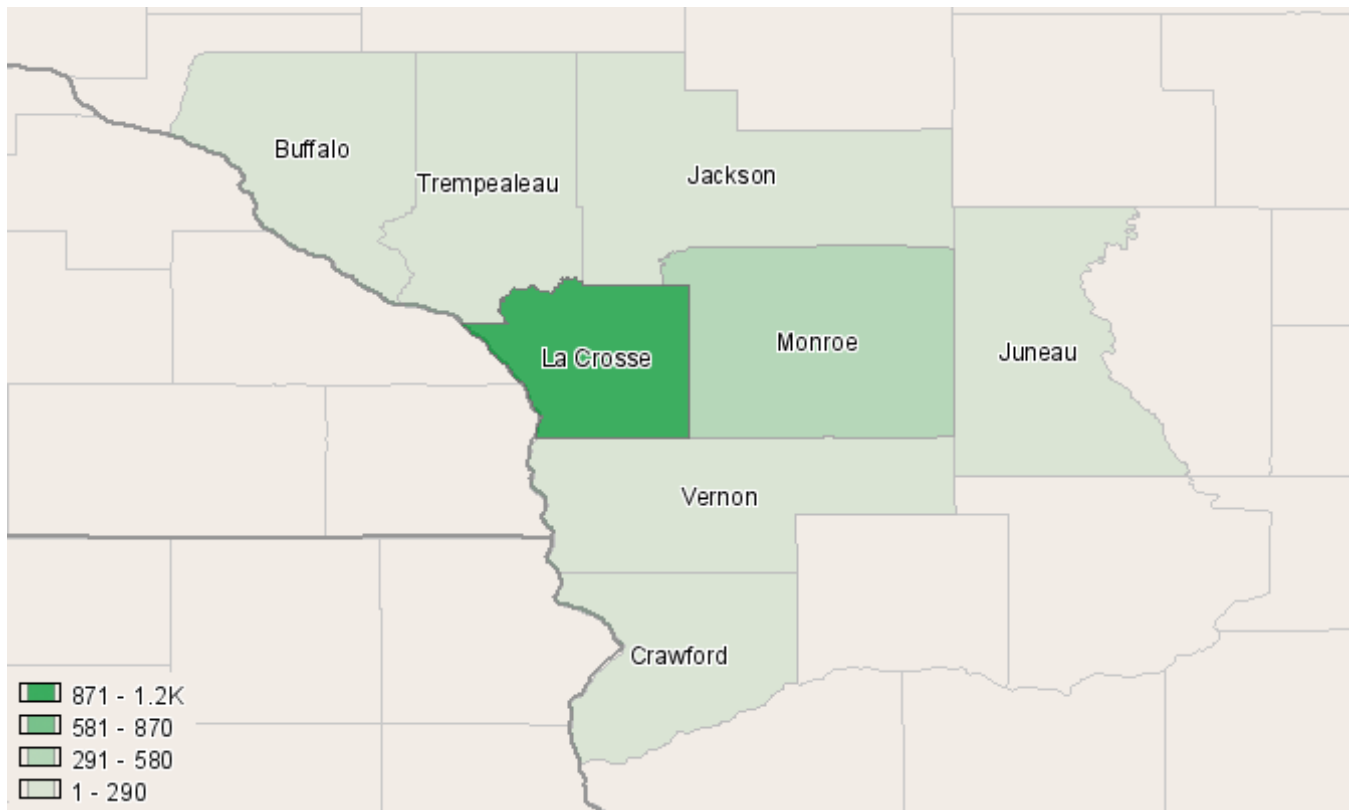
## Occupational Breakdown



SOC Code	Description	2011 Jobs	2015 Jobs	Openings	2011 Median Hourly Earnings
25-2011	Preschool teachers, except special education	496	519	65	\$10.44
39-9011	Child care workers	2,052	2,116	305	\$7.73
	Total	2,548	2,635	370	\$8.26

Source: EMSI Complete Employment - 2011.3

## Occupation Distribution



County	2011 Jobs
La Crosse, WI (55063)	1,160
Monroe, WI (55081)	350
Trempealeau, WI (55121)	204
Buffalo, WI (55011)	200
Vernon, WI (55123)	181
Crawford, WI (55023)	170
Jackson, WI (55053)	145
Juneau, WI (55057)	139

Source: EMSI Complete Employment - 2011.3

## Three Year Graduate Employers

---

### Early Childhood Education

#### 2007-2008

Graduates	12
Graduates Responding	12
<b>Employed in Related Occupations</b>	<b>10</b>
Employed in Non-Related Occupations	1
Seeking Employment	0
Not in Labor Market	1

Pre-school Teacher	Toddle Inn Daycare, La Crosse, WI
Teacher	Red Balloon Child Care, La Crosse, WI
Lead Teacher	Bluffside Daycare, La Crosse, WI
Home Daycare	Self Employed, Hillpoint, WI
Infant & Toddler Teacher	Viroqua Day Care, Viroqua, WI
Early Ed Teacher	Toddle Inn Daycare, La Crosse, WI
Pre-school Room Child Care	La Crescent Christian Child Care, La Crescent, MN
Pre-school Lead Teacher	Toddle Inn Daycare, La Crosse, WI
Pre-school Teacher	Toddle Inn Daycare, La Crosse, WI
Teacher's Aide	Sunflower Elementary School, Gillette, WY

#### 2008-2009

Graduates	11
Graduates Responding	9
<b>Employed in Related Occupations</b>	<b>8</b>
Employed in Non-Related Occupations	1
Seeking Employment	0
Not in Labor Market	0

Assistant Teacher	2 Year Center
Childcare Teacher	Children's Treehouse, Holmen, WI
Early Childhood Education	Little Angels Daycare, La Crosse, WI
Early Childhood Teacher	Kids at Play, Stoddard, WI
Early Childhood Teacher	Koala T Kare, Madison, WI
Lead Teacher	Kids at Play, Stoddard, WI
Nanny	Dan & Betsy Murphy, Onalaska, WI
Teacher	Viroqua Daycare Learning Center, Viroqua, WI

2009-2010

Graduates	4
Graduates Responding	2
<b>Employed in Related Occupations</b>	2
Employed in Non-Related Occupations	0
Seeking Employment	0
Not in Labor Market	0
Continuing Education	0

Teacher	La Crosse Day Care Center, La Crosse, WI
Assistant Teacher	Western Technical College, La Crosse, WI

## **Region Information**

### **Region: Western Technical College District**

Description: Western District Counties

County Areas: Buffalo, Wisconsin (55011), Crawford, Wisconsin (55023), Jackson, Wisconsin (55053), Juneau, Wisconsin (55057), La Crosse, Wisconsin (55063), Monroe, Wisconsin (55081), Trempealeau, Wisconsin (55121), Vernon, Wisconsin (55123)

## **Data Sources and Calculations**

### **Industry Data**

In order to capture a complete picture of industry employment, EMSI basically combines covered employment data from Quarterly Census of Employment and Wages (QCEW) produced by the Department of Labor with total employment data in Regional Economic Information System (REIS) published by the Bureau of Economic Analysis (BEA), augmented with County Business Patterns (CBP) and Non-employer Statistics (NES) published by the U.S. Census Bureau. Projections are based on the latest available EMSI industry data, 15-year past local trends in each industry, growth rates in statewide and (where available) sub-state area industry projections published by individual state agencies, and (in part) growth rates in national projections from the Bureau of Labor Statistics.

### **Occupational Data**

Organizing regional employment information by occupation provides a workforce-oriented view of the regional economy. EMSI's occupation data are based on EMSI's industry data and regional staffing patterns taken from the Occupational Employment Statistics program (U.S. Bureau of Labor Statistics). Wage information is partially derived from the American Community Survey. The occupation-to-program (SOC-to-CIP) crosswalk is based on one from the U.S. Department of Education, with customizations by EMSI.

### **State Data Sources**

This report uses state data from the following agencies:

- Wisconsin Department of Workforce Development
- Bureau of Workforce Information