

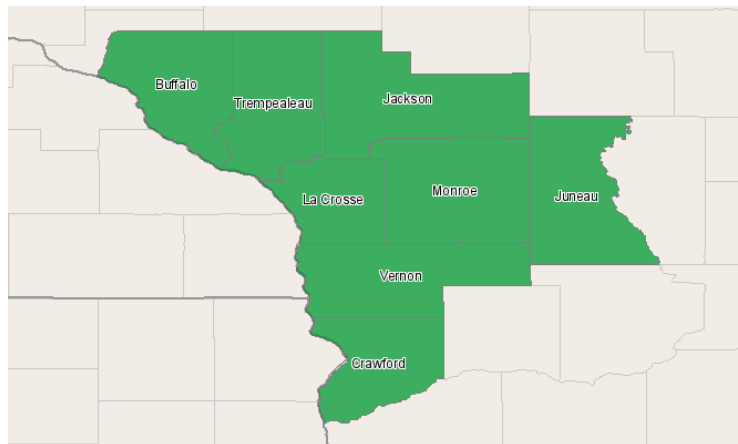
Western Technical College



400 Seventh Street
La Crosse, Wisconsin 54601
608.785.9200

Dental Hygiene Occupation Report April 26, 2012

Western Technical College District



Region Info

Name: Western Technical College District

Description: Western district counties

County Areas: Buffalo, Wisconsin (55011), Crawford, Wisconsin (55023), Jackson, Wisconsin (55053), Juneau, Wisconsin (55057), La Crosse, Wisconsin (55063), Monroe, Wisconsin (55081), Trempealeau, Wisconsin (55121), Vernon, Wisconsin (55123)

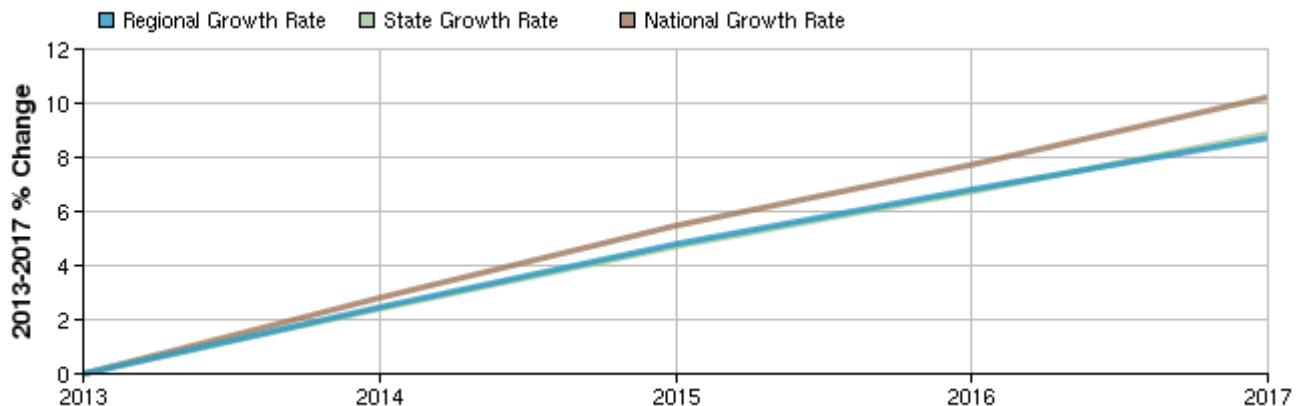
Selected Occupations

Occupation	Education Level
Dental hygienists (SOC 29-2021)	Associate's degree

Executive Summary

Basic Information	
2013 Occupational Jobs	270
2017 Occupational Jobs	294
Total Change	24
Total % Change	8.88%
Openings	47
2011 Median Hourly Earnings	\$28.87

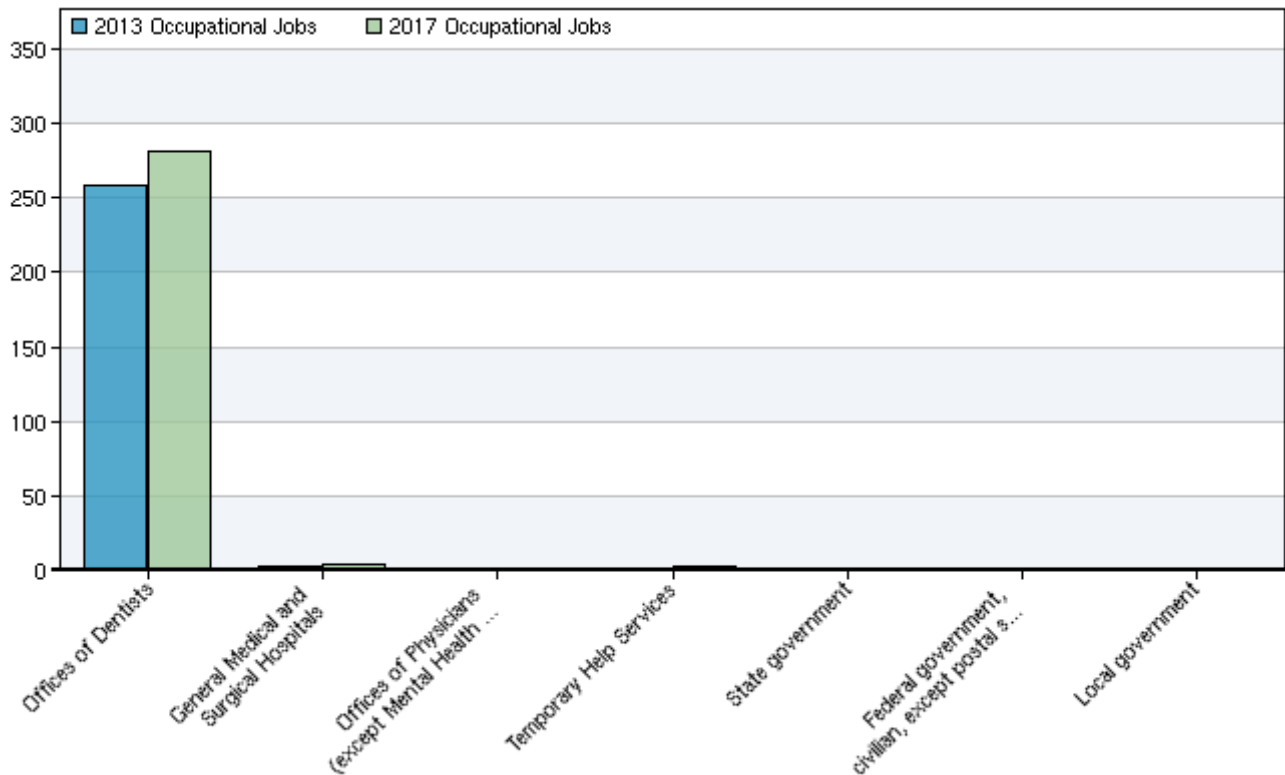
Occupational Change Summary



Region	2013 Jobs	2017 Jobs	Change	% Change	Openings	2011 Median Hourly Earnings
Regional Total	270	294	24	9%	47	\$28.87
State Total	5,268	5,735	467	9%	890	\$29.36
National Total	190,871	210,384	19,513	10%	34,312	\$32.37

Source: EMSI Complete Employment - 2011.4

Top Industries for Selected Occupation



NAICS Code	Name	2013 Jobs	2017 Jobs	Change	% Change
621210	Offices of Dentists	259	282	23	9%
622110	General Medical and Surgical Hospitals	<10	<10	--	--
621111	Offices of Physicians (except Mental Health Specialists)	<10	<10	--	--
561320	Temporary Help Services	<10	<10	--	--
920000	State government	<10	<10	--	--
911000	Federal government, civilian, except postal service	<10	<10	--	--
930000	Local government	<10	<10	--	--

Source: EMSI Complete Employment - 2011.4

Data Sources and Calculations

Industry Data

In order to capture a complete picture of industry employment, EMSI basically combines covered employment data from Quarterly Census of Employment and Wages (QCEW) produced by the Department of Labor with total employment data in Regional Economic Information System (REIS) published by the Bureau of Economic Analysis (BEA), augmented with County Business Patterns (CBP) and Nonemployer Statistics (NES) published by the U.S. Census Bureau. Projections are based on the latest available EMSI industry data, 15-year past local trends in each industry, growth rates in statewide and (where available) sub-state area industry projections published by individual state agencies, and (in part) growth rates in national projections from the Bureau of Labor Statistics.

State Data Sources

This report uses state data from the following agencies: Wisconsin Department of Workforce Development, Bureau of Workforce Information.