

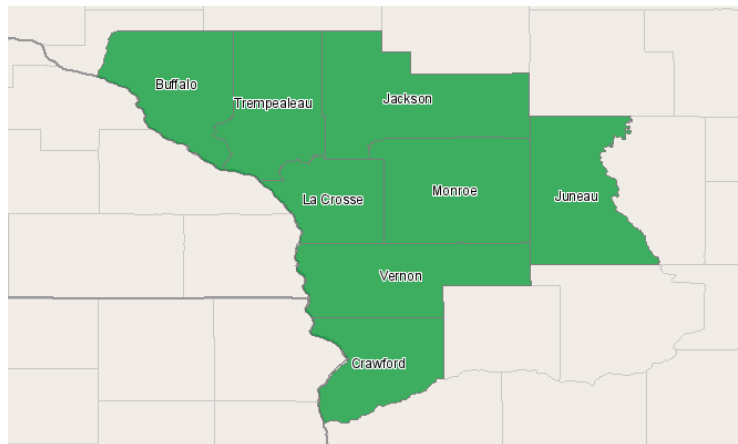
Western Technical College



400 Seventh Street
La Crosse, Wisconsin 54601
608.785.9200

Early Childhood Education Occupation Report April 26, 2012

Western Technical College District



Region Info

Name: Western Technical College District

Description: Western district counties

County Areas: Buffalo, Wisconsin (55011), Crawford, Wisconsin (55023), Jackson, Wisconsin (55053), Juneau, Wisconsin (55057), La Crosse, Wisconsin (55063), Monroe, Wisconsin (55081), Trempealeau, Wisconsin (55121), Vernon, Wisconsin (55123)

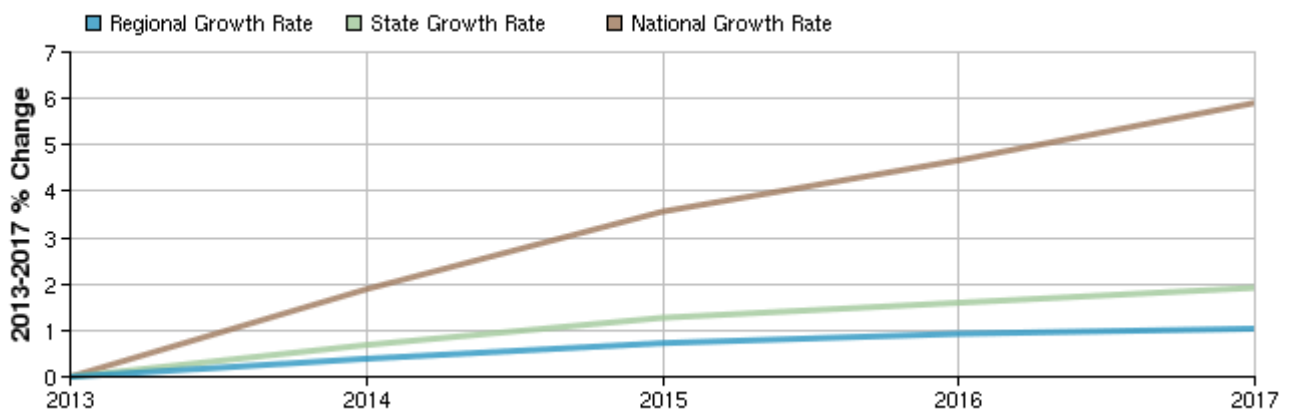
Selected Occupations

Occupation	Education Level
Preschool teachers, except special education (SOC 25-2011)	Postsecondary vocational award
Child care workers (SOC 39-9011)	Short-term on-the-job training

Executive Summary

Basic Information	
2013 Occupational Jobs	2,511
2017 Occupational Jobs	2,537
Total Change	26
Total % Change	1.04%
Openings	325
2011 Median Hourly Earnings	\$8.29

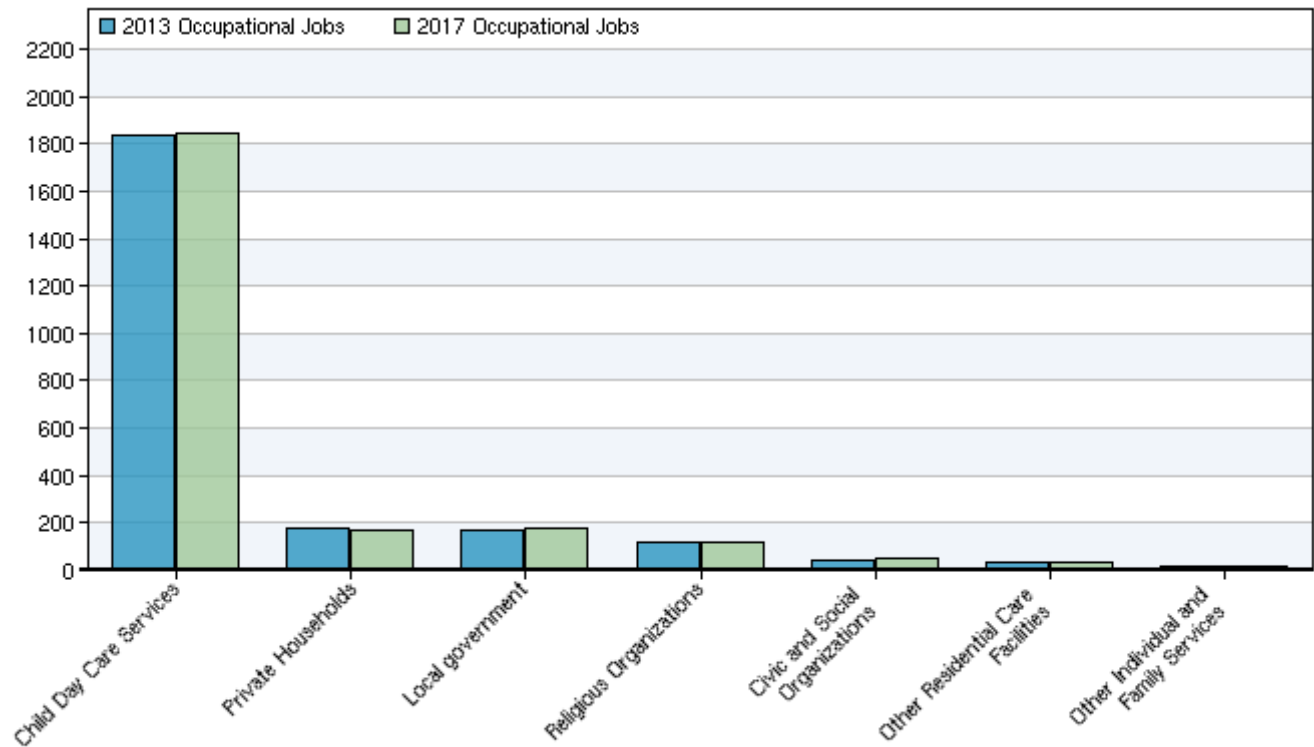
Occupational Change Summary



Region	2013 Jobs	2017 Jobs	Change	% Change	Openings	2011 Median Hourly Earnings
Regional Total	2,511	2,537	26	1%	325	\$8.29
State Total	52,630	53,639	1,009	2%	6,824	\$8.64
National Total	2,837,233	3,004,793	167,560	6%	472,906	\$8.47

Source: EMSI Complete Employment - 2011.4

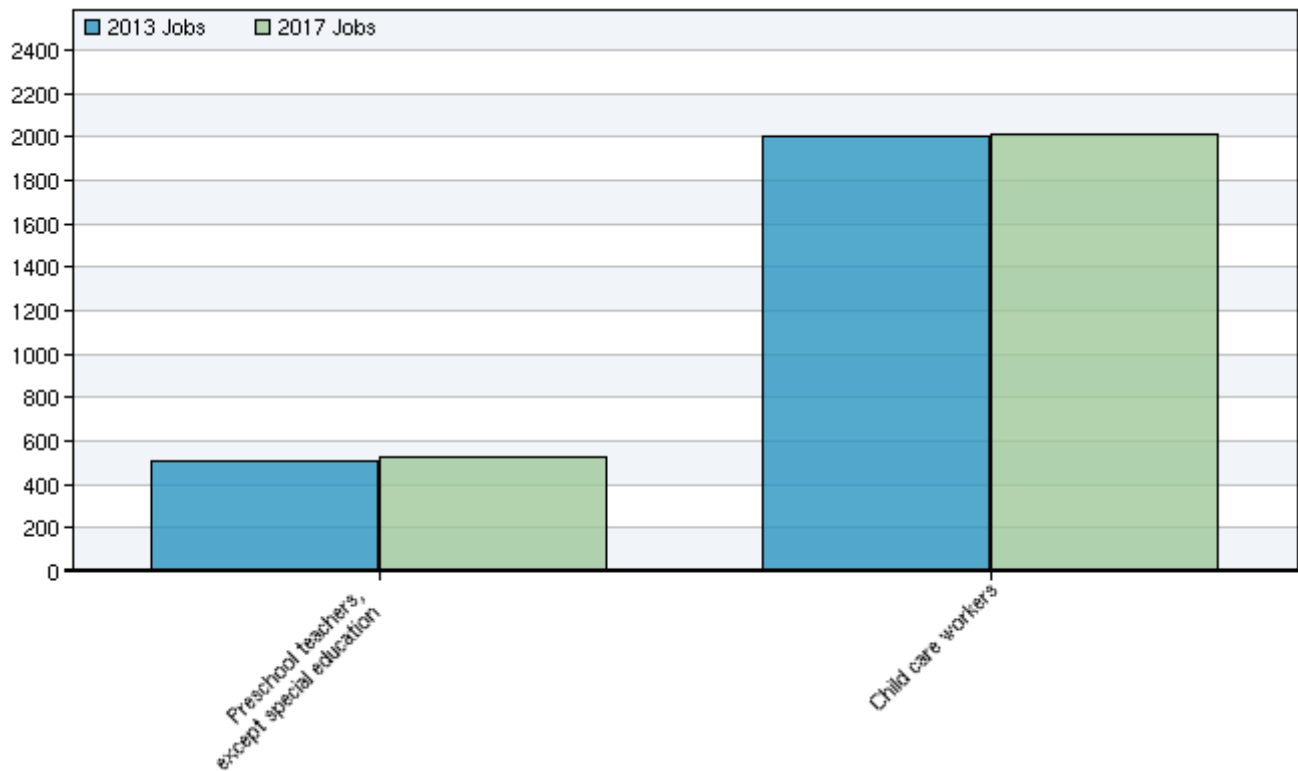
Top Industries for Selected Occupations



NAICS Code	Name	2013 Jobs	2017 Jobs	Change	% Change
624410	Child Day Care Services	1,835	1,847	12	1%
814110	Private Households	180	166	-14	-8%
930000	Local government	169	175	6	4%
813110	Religious Organizations	118	121	3	3%
813410	Civic and Social Organizations	43	49	6	14%
623990	Other Residential Care Facilities	31	37	6	19%
624190	Other Individual and Family Services	17	17	0	0%

Source: EMSI Complete Employment - 2011.4

Occupational Breakdown



SOC Code	Description	2013 Jobs	2017 Jobs	Openings	2011 Median Hourly Earnings
25-2011	Preschool teachers, except special education	512	526	57	\$10.44
39-9011	Child care workers	1,999	2,011	268	\$7.75
	Total	2,511	2,537	325	\$8.29

Source: EMSI Complete Employment - 2011.4

Data Sources and Calculations

Industry Data

In order to capture a complete picture of industry employment, EMSI basically combines covered employment data from Quarterly Census of Employment and Wages (QCEW) produced by the Department of Labor with total employment data in Regional Economic Information System (REIS) published by the Bureau of Economic Analysis (BEA), augmented with County Business Patterns (CBP) and Nonemployer Statistics (NES) published by the U.S. Census Bureau. Projections are based on the latest available EMSI industry data, 15-year past local trends in each industry, growth rates in statewide and (where available) sub-state area industry projections

published by individual state agencies, and (in part) growth rates in national projections from the Bureau of Labor Statistics.

Occupation Data

Organizing regional employment information by occupation provides a workforce-oriented view of the regional economy. EMSI's occupation data are based on EMSI's industry data and regional staffing patterns taken from the Occupational Employment Statistics program (U.S. Bureau of Labor Statistics). Wage information is partially derived from the American Community Survey. The occupation-to-program (SOC-to-CIP) crosswalk is based on one from the U.S. Department of Education, with customizations by EMSI.

State Data Sources

This report uses state data from the following agencies: Wisconsin Department of Workforce Development, Bureau of Workforce Information.