

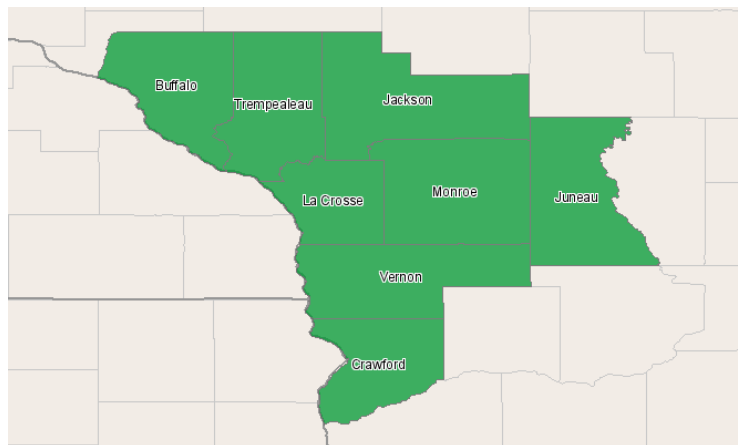
Western Technical College



400 Seventh Street
La Crosse, Wisconsin 54601
608.785.9200

Medical Administrative Professional Occupation Report April 27, 2012

Western Technical College District



Region Info

Name: Western Technical College District

Description: Western district counties

County Areas: Buffalo, Wisconsin (55011), Crawford, Wisconsin (55023), Jackson, Wisconsin (55053), Juneau, Wisconsin (55057), La Crosse, Wisconsin (55063), Monroe, Wisconsin (55081), Trempealeau, Wisconsin (55121), Vernon, Wisconsin (55123)

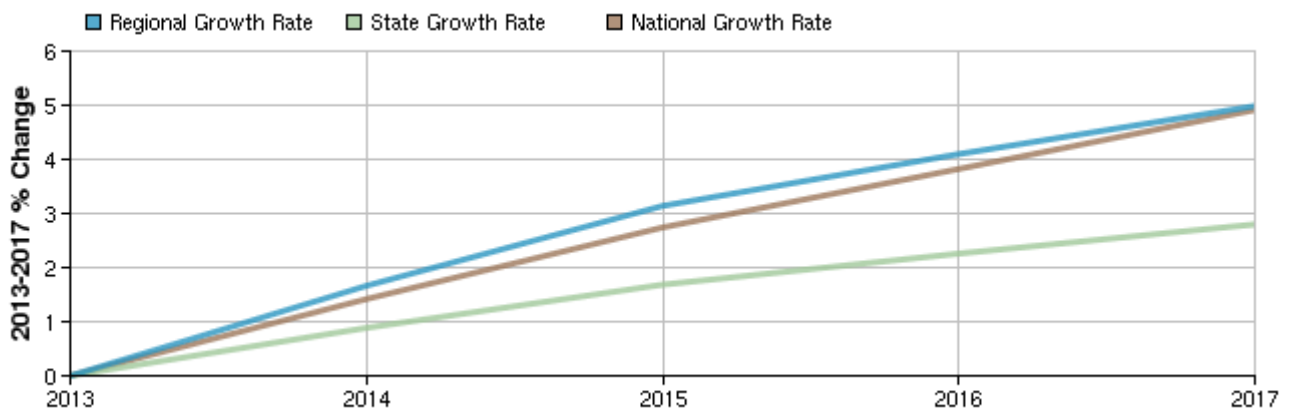
Selected Occupations

Occupation	Education Level
Medical and health services managers (SOC 11-9111)	Degree plus work experience
Medical records and health information technicians (SOC 29-2071)	Associate's degree
Medical transcriptionists (SOC 31-9094)	Postsecondary vocational award
Healthcare support workers, all other (SOC 31-9099)	Short-term on-the-job training
First-line supervisors/managers of office and administrative support workers (SOC 43-1011)	Work experience in a related field
Executive secretaries and administrative assistants (SOC 43-6011)	Work experience in a related field
Medical secretaries (SOC 43-6013)	Moderate-term on-the-job training

Executive Summary

Basic Information	
2013 Occupational Jobs	3,717
2017 Occupational Jobs	3,902
Total Change	185
Total % Change	4.98%
Openings	427
2011 Median Hourly Earnings	\$18.18

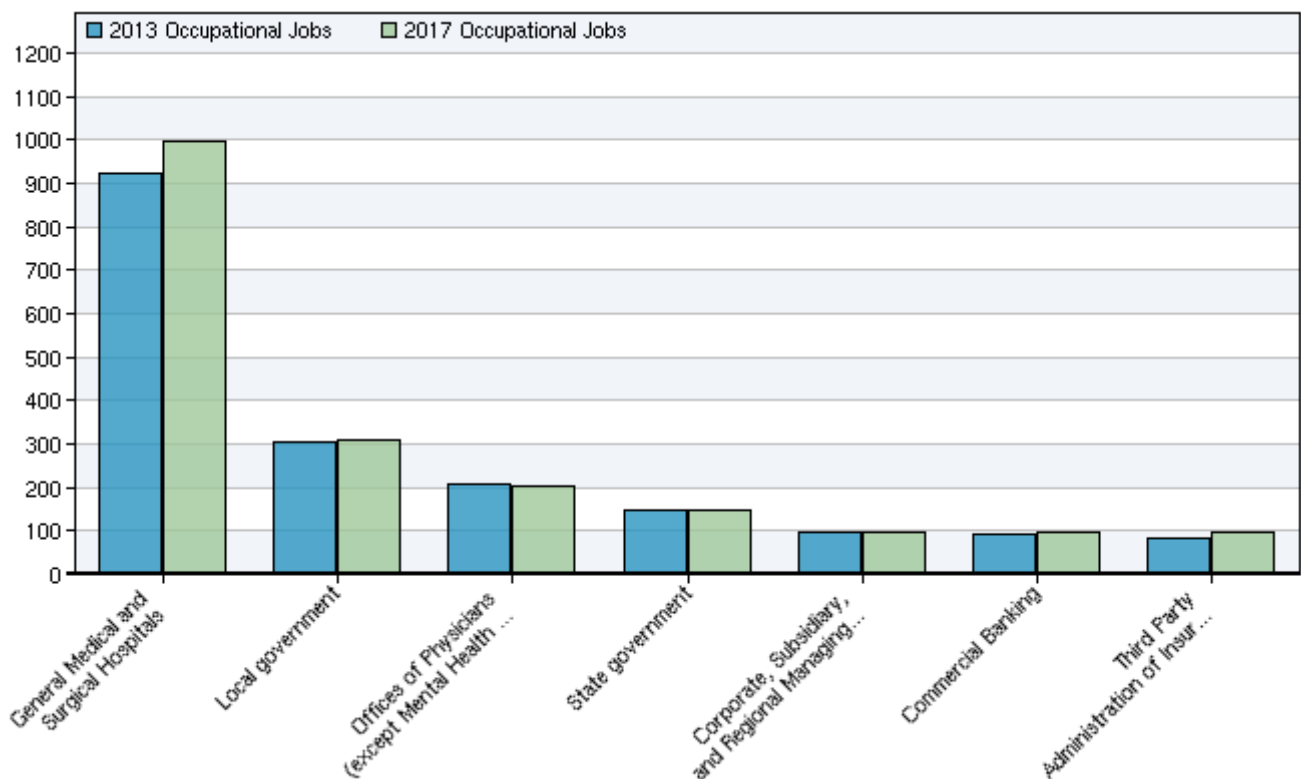
Occupational Change Summary



Region	2013 Jobs	2017 Jobs	Change	% Change	Openings	2011 Median Hourly Earnings
Regional Total	3,717	3,902	185	5%	427	\$18.18
State Total	76,340	78,476	2,136	3%	7,350	\$18.59
National Total	4,477,333	4,697,311	219,978	5%	517,643	\$20.20

Source: EMSI Complete Employment - 2011.4

Top Industries for Selected Occupations

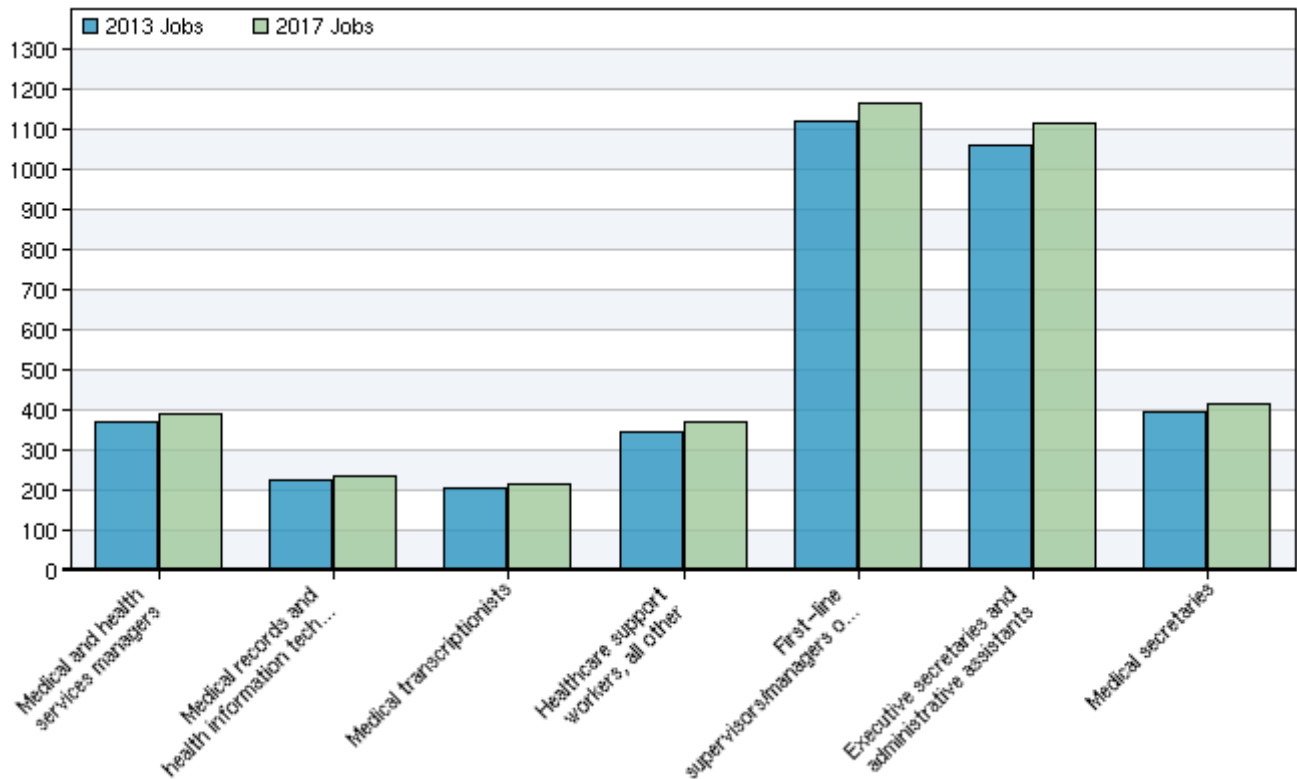


NAICS Code	Name	2013 Jobs	2017 Jobs	Change	% Change
622110	General Medical and Surgical Hospitals	924	996	72	8%
930000	Local government	305	309	4	1%
621111	Offices of Physicians (except Mental Health Specialists)	209	201	-8	-4%
920000	State government	147	150	3	2%
551114	Corporate, Subsidiary, and Regional Managing Offices	98	96	-2	-2%
522110	Commercial Banking	93	95	2	2%

NAICS Code	Name	2013 Jobs	2017 Jobs	Change	% Change
524292	Third Party Administration of Insurance and Pension Funds	84	99	15	18%

Source: EMSI Complete Employment - 2011.4

Occupational Breakdown



SOC Code	Description	2013 Jobs	2017 Jobs	Openings	2011 Median Hourly Earnings
11-9111	Medical and health services managers	368	391	49	\$35.61
29-2071	Medical records and health information technicians	223	235	29	\$16.60
31-9094	Medical transcriptionists	206	214	17	\$13.08
31-9099	Healthcare support workers, all other	344	371	42	\$13.64
43-1011	First-line supervisors/managers of office and administrative support workers	1,122	1,164	141	\$19.72
43-6011	Executive secretaries and administrative assistants	1,060	1,113	108	\$14.62
43-6013	Medical secretaries	393	413	42	\$14.76
	Total	3,717	3,902	427	\$18.18

Source: EMSI Complete Employment - 2011.4

Data Sources and Calculations

Industry Data

In order to capture a complete picture of industry employment, EMSI basically combines covered employment data from Quarterly Census of Employment and Wages (QCEW) produced by the Department of Labor with total employment data in Regional Economic Information System (REIS) published by the Bureau of Economic Analysis (BEA), augmented with County Business Patterns (CBP) and Nonemployer Statistics (NES) published by the U.S. Census Bureau. Projections are based on the latest available EMSI industry data, 15-year past local trends in each industry, growth rates in statewide and (where available) sub-state area industry projections published by individual state agencies, and (in part) growth rates in national projections from the Bureau of Labor Statistics.

Occupation Data

Organizing regional employment information by occupation provides a workforce-oriented view of the regional economy. EMSI's occupation data are based on EMSI's industry data and regional staffing patterns taken from the Occupational Employment Statistics program (U.S. Bureau of Labor Statistics). Wage information is partially derived from the American Community Survey. The occupation-to-program (SOC-to-CIP) crosswalk is based on one from the U.S. Department of Education, with customizations by EMSI.

State Data Sources

This report uses state data from the following agencies: Wisconsin Department of Workforce Development, Bureau of Workforce Information.