

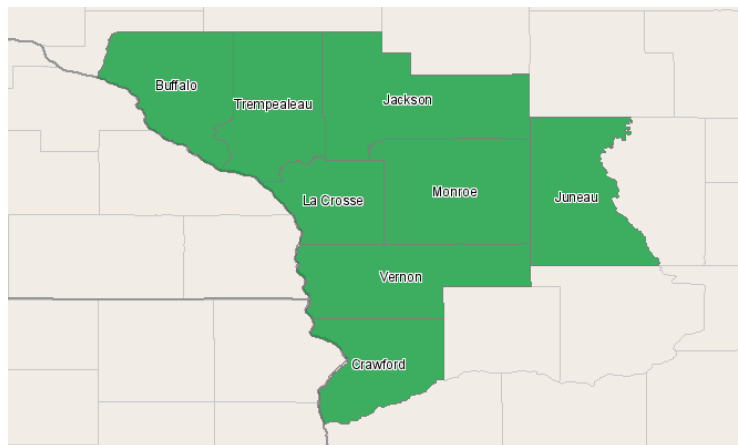
Western Technical College



400 Seventh Street
La Crosse, Wisconsin 54601
608.785.9200

Occupation Report for Dental Hygienist Program August 28, 2012 2012 Third Quarter Data for 2013-2017 Projections

Western Technical College District



Region Info

Name: Western Technical College District

Description: Western district counties

County Areas: Buffalo, Wisconsin (55011), Crawford, Wisconsin (55023), Jackson, Wisconsin (55053), Juneau, Wisconsin (55057), La Crosse, Wisconsin (55063), Monroe, Wisconsin (55081), Trempealeau, Wisconsin (55121), Vernon, Wisconsin (55123)

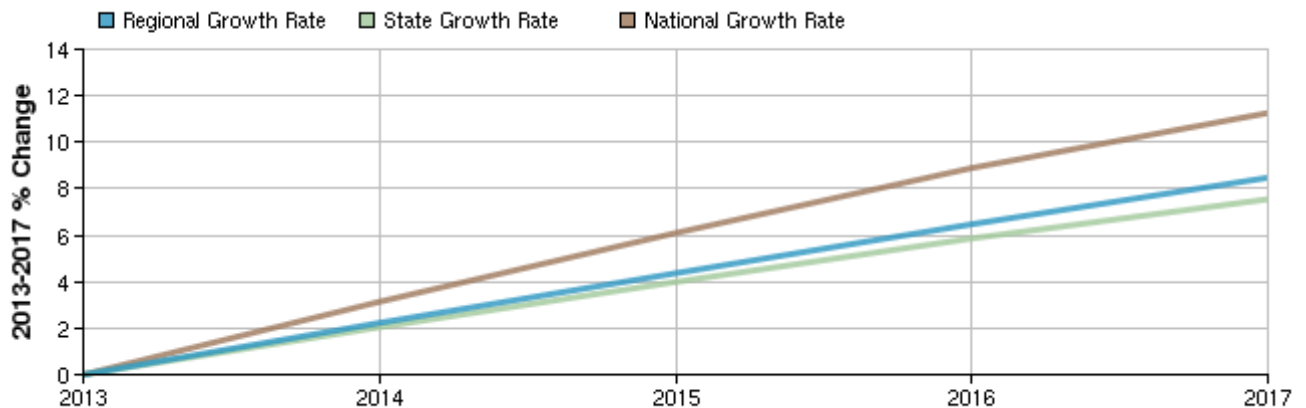
Selected Occupations

Occupation	Education Level
Dental Hygienists (SOC 29-2021)	Associate's degree

Executive Summary

Basic Information	
2013 Occupational Jobs	283
2017 Occupational Jobs	306
Total Change	23
Total % Change	8.14%
Openings	51
2012 Median Hourly Earnings	\$28.12

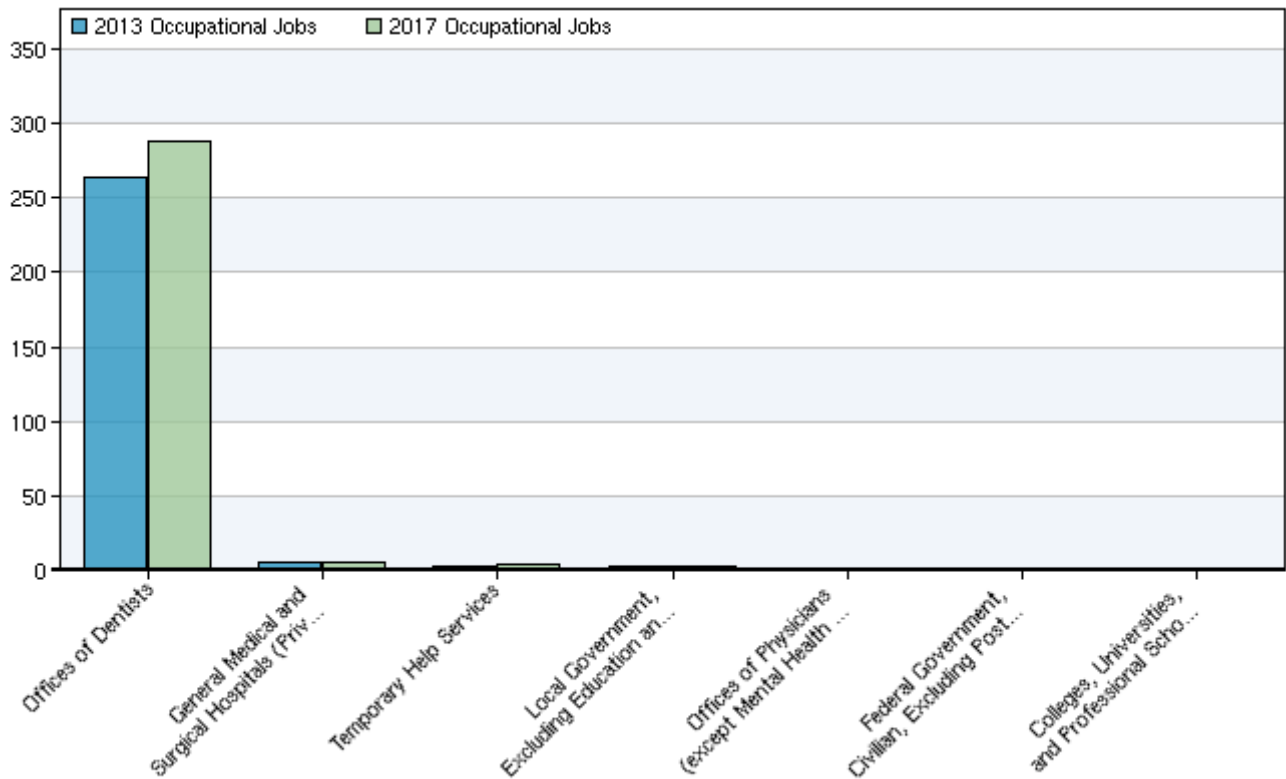
Occupational Change Summary



Region	2013 Jobs	2017 Jobs	Change	% Change	Openings	2012 Median Hourly Earnings
Regional Total	283	306	23	8%	51	\$28.12
State Total	5,232	5,627	395	8%	837	\$29.77
National Total	193,543	215,330	21,787	11%	37,265	\$33.04

Source: EMSI Complete Employment - 2012.2

Top Industries for Selected Occupation



NAICS Code	Name	2013 Jobs	2017 Jobs	Change	% Change
621210	Offices of Dentists	264	289	25	9%
622110	General Medical and Surgical Hospitals (Private)	<10	<10	--	--
561320	Temporary Help Services	<10	<10	--	--
903999	Local Government, Excluding Education and Hospitals	<10	<10	--	--
621111	Offices of Physicians (except Mental Health Specialists)	<10	<10	--	--
901199	Federal Government, Civilian, Excluding Postal Service	<10	<10	--	--
902612	Colleges, Universities, and Professional Schools (State Government)	<10	<10	--	--

Data Sources and Calculations

Industry Data

In order to capture a complete picture of industry employment, EMSI basically combines covered employment data from Quarterly Census of Employment and Wages (QCEW) produced by the Department of Labor with total employment data in Regional Economic Information System (REIS) published by the Bureau of Economic Analysis (BEA), augmented with County Business Patterns (CBP) and Nonemployer Statistics (NES) published by the U.S. Census Bureau. Projections are based on the latest available EMSI industry data, 15-year past local trends in each industry, growth rates in statewide and (where available) sub-state area industry projections published by individual state agencies, and (in part) growth rates in national projections from the Bureau of Labor Statistics.

State Data Sources

This report uses state data from the following agencies: Wisconsin Department of Workforce Development, Bureau of Workforce Information.