

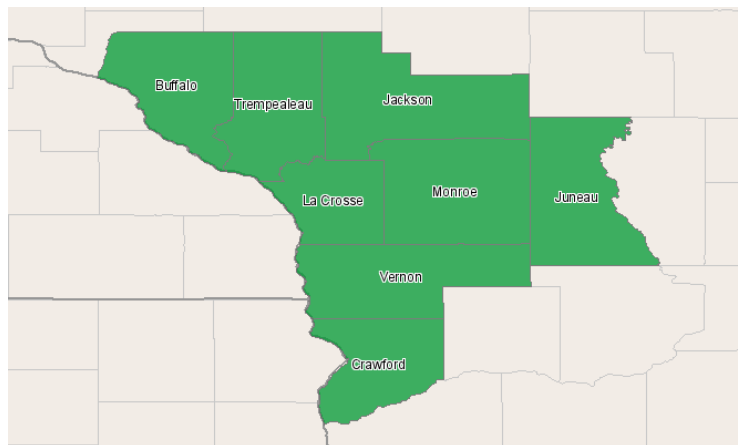
Western Technical College



400 Seventh Street
La Crosse, Wisconsin 54601
608.785.9200

Occupation Report for Disability Support Specialist August 28, 2012 2012 Third Quarter Data for 2013-2017 Projections

Western Technical College District



Region Info

Name: Western Technical College District

Description: Western district counties

County Areas: Buffalo, Wisconsin (55011), Crawford, Wisconsin (55023), Jackson, Wisconsin (55053), Juneau, Wisconsin (55057), La Crosse, Wisconsin (55063), Monroe, Wisconsin (55081), Trempealeau, Wisconsin (55121), Vernon, Wisconsin (55123)

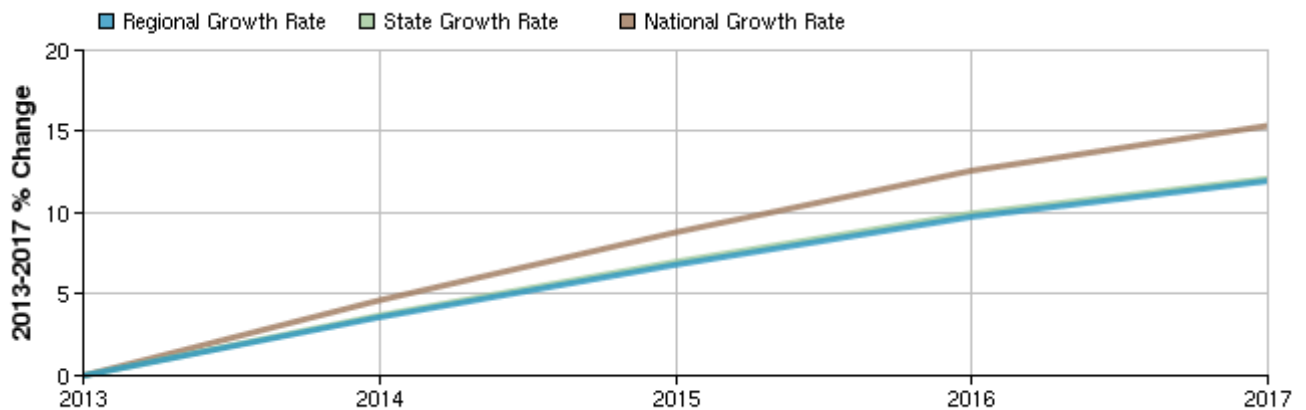
Selected Occupations

Occupation	Education Level
Community and Social Service Specialists, All Other (SOC 21-1099)	Bachelor's degree
Personal and Home Care Aides (SOC 39-9021)	Short-term on-the-job training

Executive Summary

Basic Information	
2013 Occupational Jobs	1,744
2017 Occupational Jobs	1,953
Total Change	209
Total % Change	11.93%
Openings	307
2012 Median Hourly Earnings	\$9.21

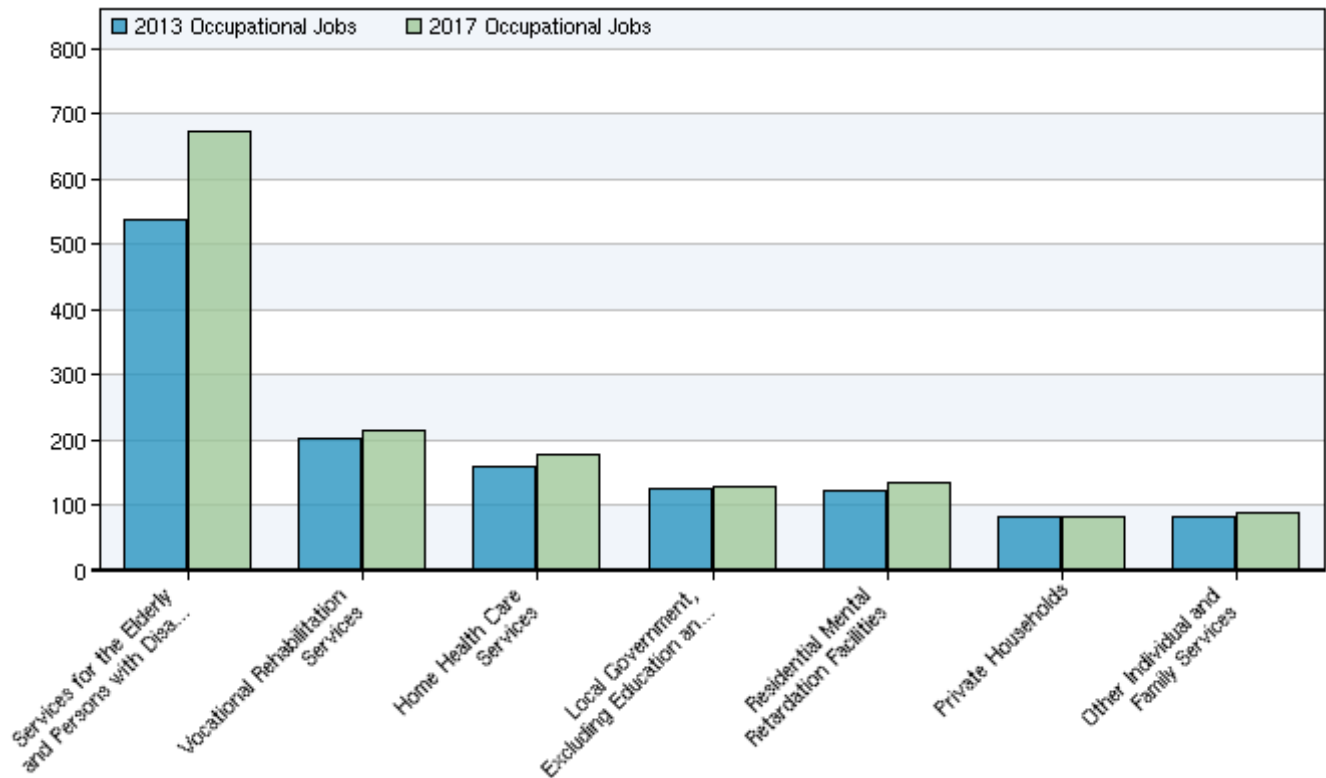
Occupational Change Summary



Region	2013 Jobs	2017 Jobs	Change	% Change	Openings	2012 Median Hourly Earnings
Regional Total	1,744	1,953	209	12%	307	\$9.21
State Total	30,938	34,683	3,745	12%	5,319	\$9.95
National Total	1,441,936	1,663,440	221,504	15%	294,508	\$10.26

Source: EMSI Complete Employment - 2012.2

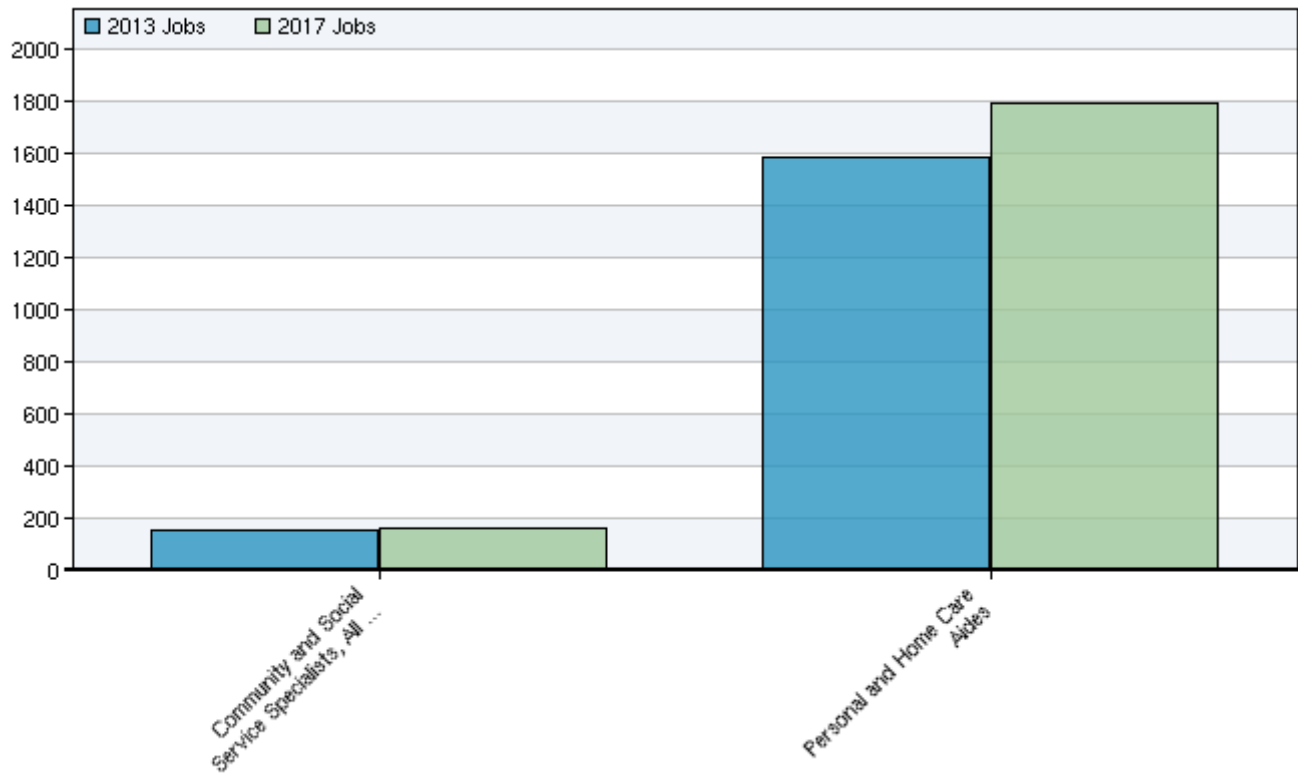
Top Industries for Selected Occupations



NAICS Code	Name	2013 Jobs	2017 Jobs	Change	% Change
624120	Services for the Elderly and Persons with Disabilities	537	673	136	25%
624310	Vocational Rehabilitation Services	204	215	11	5%
621610	Home Health Care Services	160	179	19	12%
903999	Local Government, Excluding Education and Hospitals	126	128	2	2%
623210	Residential Mental Retardation Facilities	124	136	12	10%
814110	Private Households	84	83	-1	-1%
624190	Other Individual and Family Services	84	90	6	7%

Source: EMSI Complete Employment - 2012.2

Occupational Breakdown



SOC Code	Description	2013 Jobs	2017 Jobs	Openings	2012 Median Hourly Earnings
21-1099	Community and Social Service Specialists, All Other	156	162	20	\$10.48
39-9021	Personal and Home Care Aides	1,588	1,790	287	\$9.08
	Total	1,744	1,953	307	\$9.21

Source: EMSI Complete Employment - 2012.2

Data Sources and Calculations

Industry Data

In order to capture a complete picture of industry employment, EMSI basically combines covered employment data from Quarterly Census of Employment and Wages (QCEW) produced by the Department of Labor with total employment data in Regional Economic Information System (REIS) published by the Bureau of Economic Analysis (BEA), augmented with County Business Patterns (CBP) and Nonemployer Statistics (NES) published by the U.S. Census Bureau. Projections are based on the latest available EMSI industry data, 15-year past local trends in each industry, growth rates in statewide and (where available) sub-state area industry projections

published by individual state agencies, and (in part) growth rates in national projections from the Bureau of Labor Statistics.

Occupation Data

Organizing regional employment information by occupation provides a workforce-oriented view of the regional economy. EMSI's occupation data are based on EMSI's industry data and regional staffing patterns taken from the Occupational Employment Statistics program (U.S. Bureau of Labor Statistics). Wage information is partially derived from the American Community Survey. The occupation-to-program (SOC-to-CIP) crosswalk is based on one from the U.S. Department of Education, with customizations by EMSI.

State Data Sources

This report uses state data from the following agencies: Wisconsin Department of Workforce Development, Bureau of Workforce Information.