

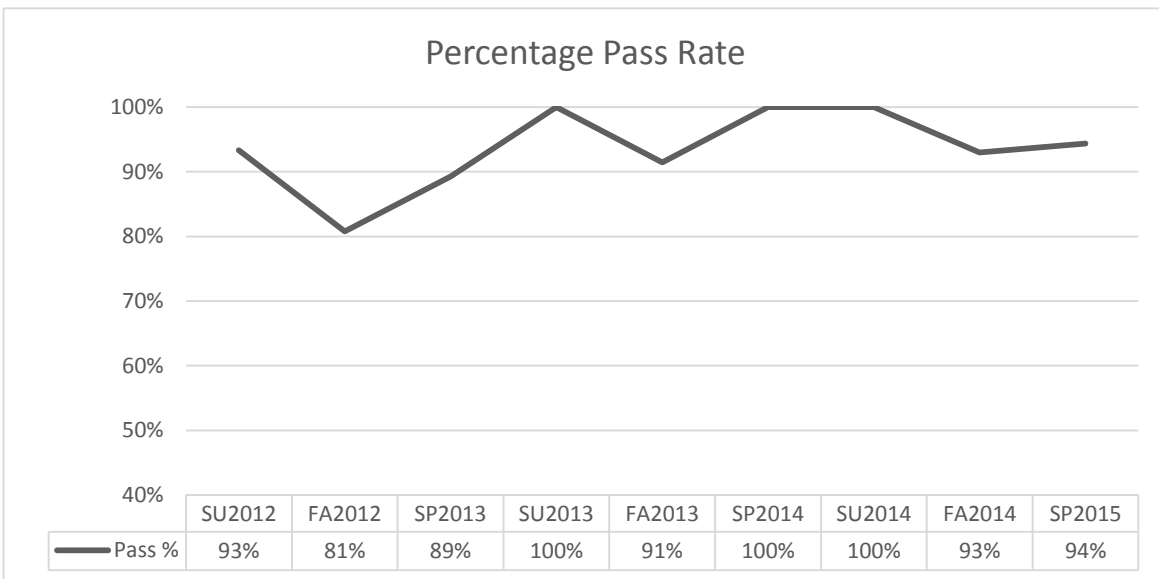
Course Completion

What percentage of all students declared in a program (in a given year) complete all courses with a C or Better?

For the years 2010-2014

EMT Paramedic

TECDIP



	SU12	FA12	SP13	SU13	FA13	SP14	SU14	FA14	SP15
Number of students	13	6	5	1	9	6	3	12	11

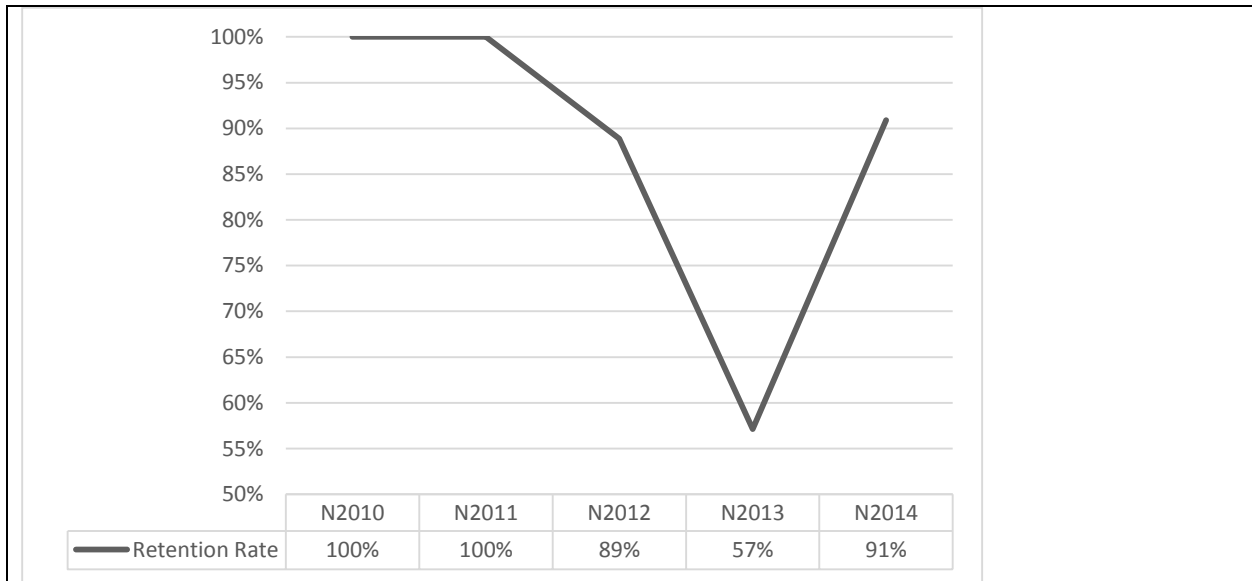
- 'Number of students' is the number of students who were declared in the program irrespective of status (core, prep or wait list) during the given term.
- The percentage value represented by the line in the graph is the overall pass rate.

Term to Term Retention

What percentage of students who start in the first term of a program enroll the following term (often fall-to-spring)?

For the years 2010-2014

**EMT Paramedic
TECDIP**



Fall	2010	2011	2012	2013	2014
# of students	13	12	9	14	11

'# of students' is the number of students who STARTED (matriculated into) the program in the first term of the program. See the glossary for the definition of matriculated.

The percentage value represented by the line in the graph is the number of students who were retained, term to term.

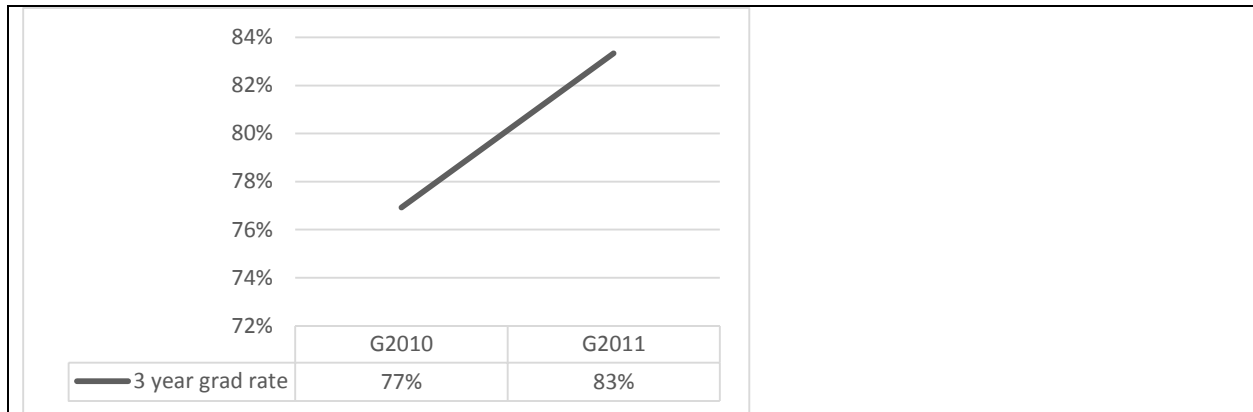
Three-Year Graduation Rate

What percentage of students who start a program in a given year graduate within three years of that start?

For the years 2010 & 2011

EMT Paramedic

TECDIP



Fall	2010	2011
# of students	13	12

'# of students' is the number of students who STARTED (matriculated into) the program in the first term of the program. See the glossary for the definition of matriculated.

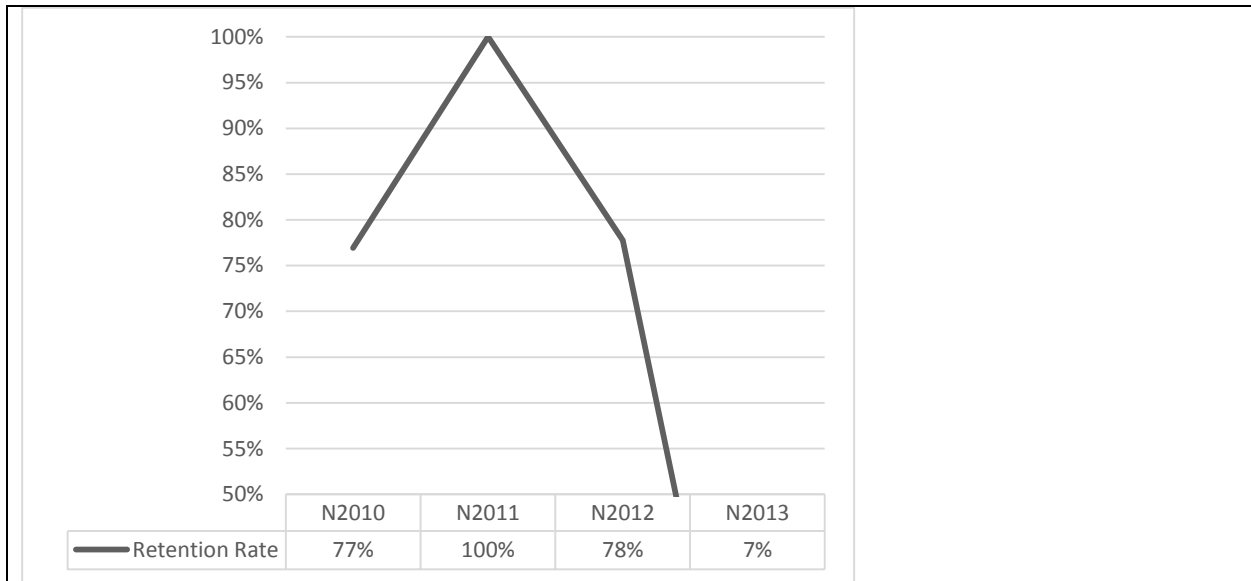
The percentage value represented by the line in the graph is the number of students who graduated from the number above within three years.

Year-to-Year Retention

What percentage of students who start in the first term of a program enroll or graduate the following year?

For the years 2010-2014

**EMT Paramedic
TECDIP**



Fall	2010	2011	2012	2013
# of students	13	12	9	14

'# of students' is the number of students who STARTED (matriculated into) the program in the first term of a program. See the glossary for the definition of matriculated.

The percentage value represented by the line in the graph is the number of students who were retained year to year.