

# Accounting

## Five Year Trend

Five Year Enrollment Change	6.2%		FY 2008 FTEs	159.78
Five Year FTEs Change	2.3%		FY 2009 FTEs	142.22
Five Year Graduate Change	17.5%		FY 2010 FTEs	168.42
FY 2007 Enrollee	276		FY 2011 FTEs	163.05
FY 2008 Enrollee	275		FY 2007 Graduate	40
FY 2009 Enrollee	260		FY 2008 Graduate	29
FY 2010 Enrollee	297		FY 2009 Graduate	26
FY 2011 Enrollee	293		FY 2010 Graduate	37
FY 2007 FTEs	159.35		FY 2011 Graduate	47

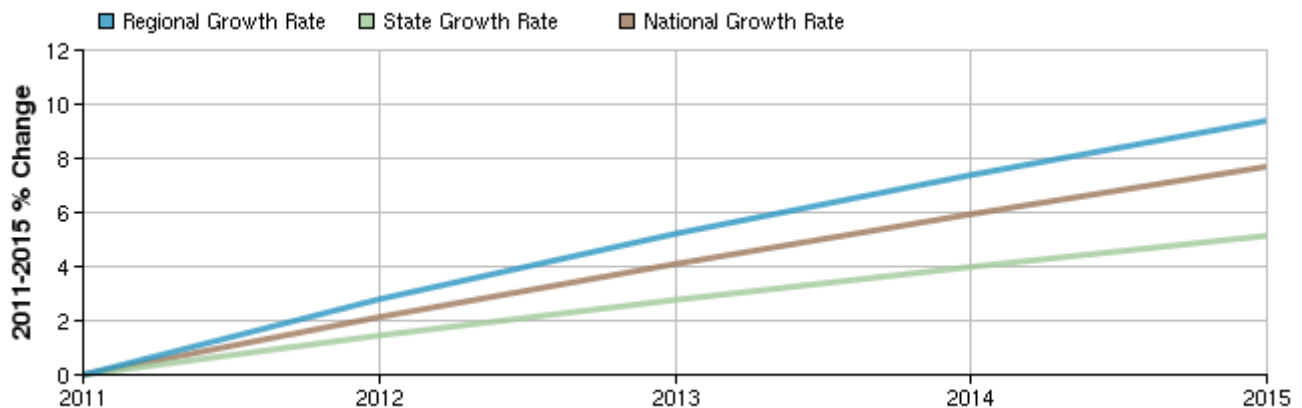
## Selected Occupations

Occupation	Education Level
Accountants and auditors (SOC 13-2011)	Bachelor's degree
Budget analysts (SOC 13-2031)	Bachelor's degree
Credit analysts (SOC 13-2041)	Bachelor's degree
Tax examiners, collectors, and revenue agents (SOC 13-2081)	Bachelor's degree
Tax preparers (SOC 13-2082)	Moderate-term on-the-job training

## Executive Summary

Basic Information	
2011 Occupational Jobs	1,230
2015 Occupational Jobs	1,346
Total Change	116
Total % Change	9.35%
Openings	202
2011 Median Hourly Earnings	\$19.93

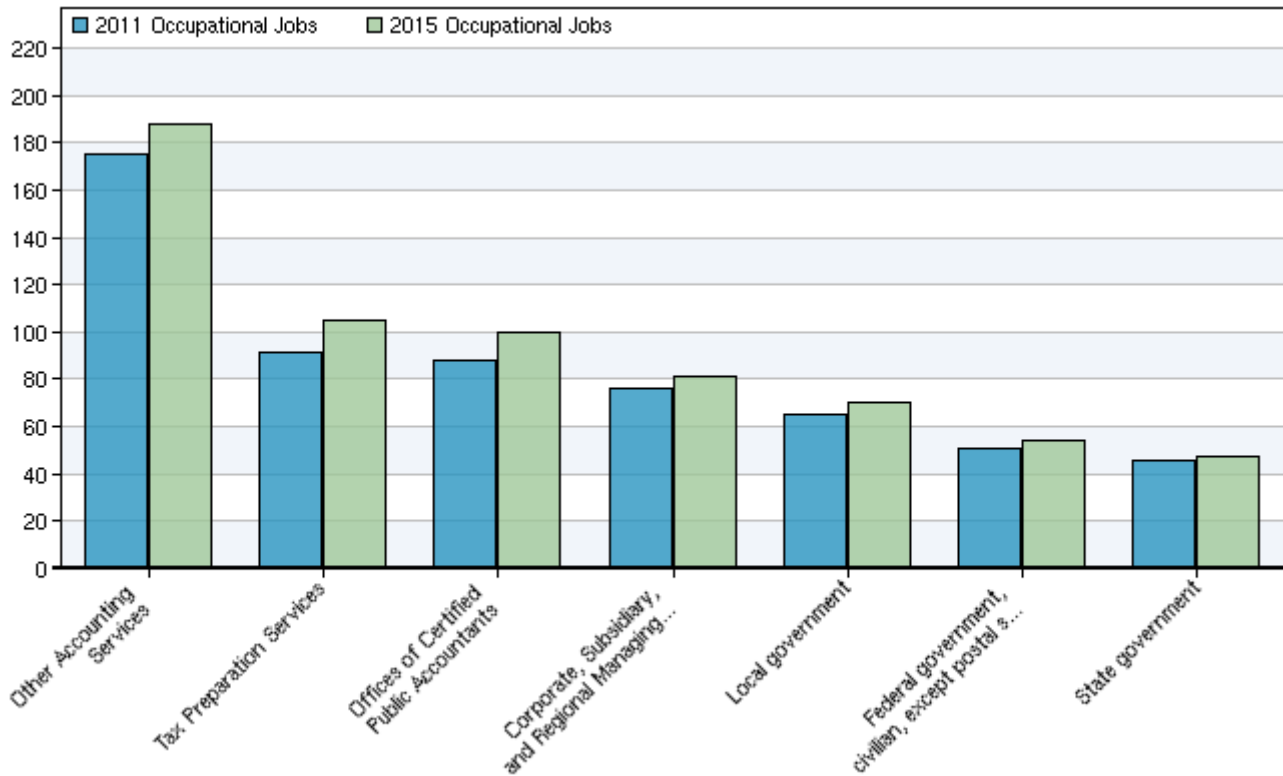
## Occupational Change Summary



Region	2011 Jobs	2015 Jobs	Change	% Change	Openings	2011 Median Hourly Earnings
Regional Total	1,230	1,346	116	9%	202	\$19.93
State Total	28,989	30,479	1,490	5%	3,545	\$22.00
National Total	1,870,914	2,014,876	143,962	8%	278,170	\$23.57

Source: EMSI Complete Employment - 2011.3

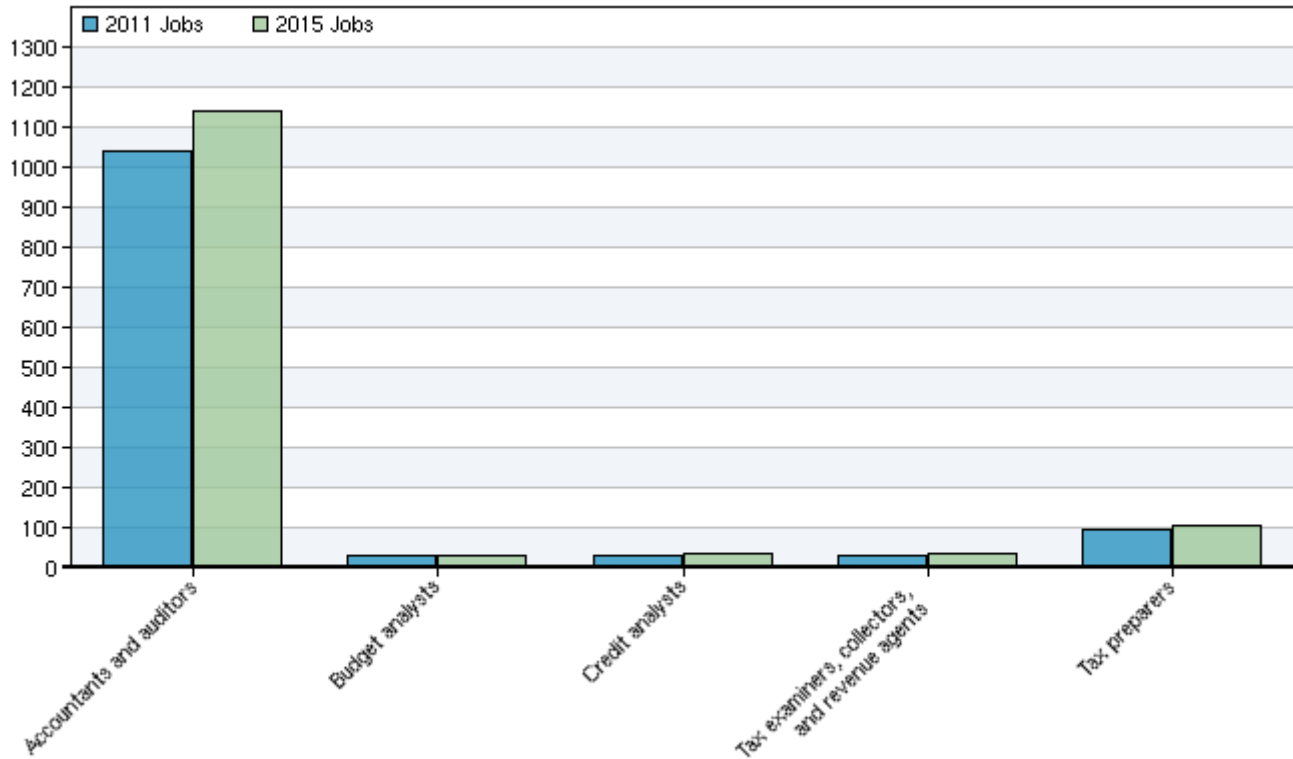
## Top Industries for Selected Occupations



NAICS Code	Name	2011 Jobs	2015 Jobs	Change	% Change
541219	Other Accounting Services	176	188	12	7%
541213	Tax Preparation Services	92	105	13	14%
541211	Offices of Certified Public Accountants	88	100	12	14%
551114	Corporate, Subsidiary, and Regional Managing Offices	76	81	5	7%
930000	Local government	65	70	5	8%
911000	Federal government, civilian, except postal service	51	54	3	6%
920000	State government	46	48	2	4%

Source: EMSI Complete Employment - 2011.3

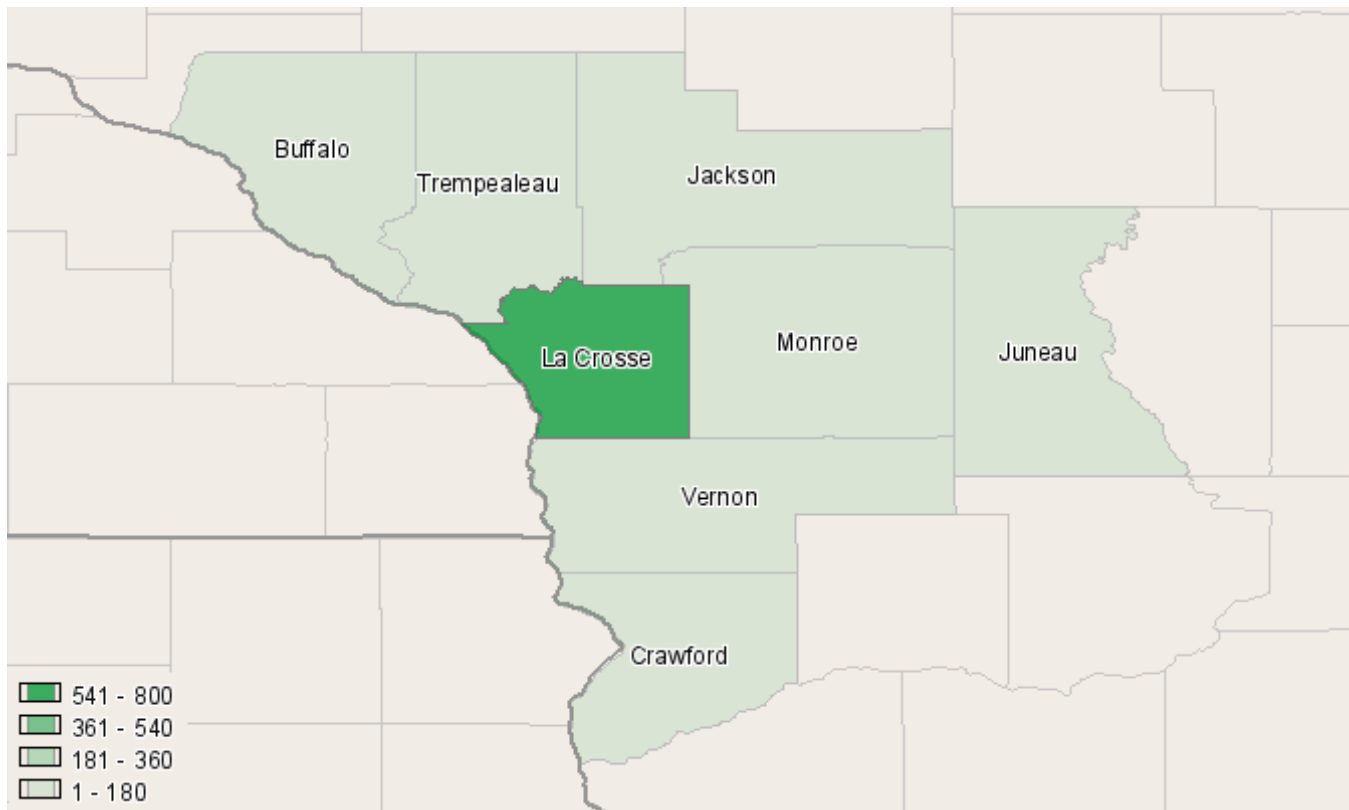
## Occupational Breakdown



SOC Code	Description	2011 Jobs	2015 Jobs	Openings	2011 Median Hourly Earnings
13-2011	Accountants and auditors	1,042	1,141	170	\$20.43
13-2031	Budget analysts	30	32	4	\$26.63
13-2041	Credit analysts	31	35	6	\$22.01
13-2081	Tax examiners, collectors, and revenue agents	32	34	6	\$23.52
13-2082	Tax preparers	95	103	15	\$10.37
	Total	1,230	1,346	202	\$19.93

Source: EMSI Complete Employment - 2011.3

## Occupation Distribution



County	2011 Jobs
La Crosse, WI (55063)	708
Monroe, WI (55081)	141
Trempealeau, WI (55121)	82
Vernon, WI (55123)	72
Jackson, WI (55053)	66
Juneau, WI (55057)	59
Buffalo, WI (55011)	56
Crawford, WI (55023)	47

Source: EMSI Complete Employment - 2011.3

## Three Year Graduate Employers

---

### Accounting

#### 2007-2008

Graduates	30
Graduates Responding	26
<b>Employed in Related Occupations</b>	<b>15</b>
Employed in Non-Related Occupations	4
Seeking Employment	1
Not in Labor Market	6

Accountant	Carl's Landscape Service, Inc, Arpin, WI
Budgeting Program Manager	Coulee Cap, Inc, Westby, WI
Corporate Accountant	Ashley Furniture, Arcadia, WI
Office Manager	Northwest Prairie Lutheran Church, Viroqua, WI
Dairy Program Associate	Organic Valley, La Farge, WI
Staff Accountant	Trane, La Crosse, WI
Account Clerk	Western Wisconsin Cares, La Crosse, WI
Financial Accountant	Hawkins, Ash, Baptie & Co, La Crosse, WI
Bookkeeper	La Crosse, WI
Accounting/IT Support	Fleis Insurance, Onalaska, WI
Accounts Payable	Reinhart Food Service, La Crosse, WI
Supervisor of Hood Dept	ORC Industries, Westby, WI
Office Manager	Dairy Land Laboratories, Inc, Arcadia, WI
Enterprise Set-up	Organic Valley, La Farge, WI
Accounting Clerk	Menards, La Crosse, WI

#### 2008-2009

Graduates	27
Graduates Responding	23
<b>Employed in Related Occupations</b>	<b>11</b>
Employed in Non-Related Occupations	6
Seeking Employment	6
Not in Labor Market	0

Account Payable Specialist	Logistics Health, Inc., La Crosse, WI
Accountant	
Accountant	Vernon Electric Cooperative, Westby, WI
Accounting Assistant	Main Street Ingredients, La Crosse, WI
Assistant Cashier	Western Technical College, La Crosse, WI
Assistant Controller	Snowpack Foods, Caledonia, MN
Business Manager	Stetzer Electric, Blair, WI
Loan Operations Supervisor	Farmers and Merchants Bank, Tomah, WI
Office Assistant	Gundersen Lutheran, La Crosse, WI
Secretary	Ho-Chunk Nation, Black River Falls, WI
Self Employed-Income Tax/Acct	Mathison's Tax Service, Chaseburg, WI

2009-2010

Graduates	38
Graduates Responding	31
<b>Employed in Related Occupations</b>	<b>17</b>
Employed in Non-Related Occupations	6
Seeking Employment	4
Not in Labor Market	1
Continuing Education	3

Account Clerk	Citizens Accounting, Neillsville, WI
Account Clerk	La Crosse County, La Crosse, WI
Accounting Associate	Organic Valley, La Farge, WI (2)
Accounting Specialist	Trane, La Crosse, WI
Accounts Payable & Payroll	Dippen Companies (Cranberry Country Lodge), Tomah, WI
Accounts Payable/Receivable Specialist	Sparta Area School District, Sparta, WI
Administrative Specialist	Trane/Ingersoll Rand, La Crosse, WI
Borrower Service Representative	Great Lakes Higher Education, Madison, WI
Budget Analyst	J.M.Walker, Fort McCoy, WI
Cage Shift Supervisor	Ho-Chunk Nation, Tomah, WI
Operations Dept	Coulee Bank, La Crosse, WI
Payroll/AP Clerk	Ashley Furniture, Arcadia, WI
Production Accounting Clerk	Cast & Crew Entertainment Services, Burbank, CA
Professional Trader	Bright Trading, LLC, Westby, WI
Retail Accounting	Kwik Trip, La Crosse, WI
Teller	WCCU, Westby, WI

## **Region Information**

### **Region: Western Technical College District**

Description: Western District Counties

County Areas: Buffalo, Wisconsin (55011), Crawford, Wisconsin (55023), Jackson, Wisconsin (55053), Juneau, Wisconsin (55057), La Crosse, Wisconsin (55063), Monroe, Wisconsin (55081), Trempealeau, Wisconsin (55121), Vernon, Wisconsin (55123)

## **Data Sources and Calculations**

### **Industry Data**

In order to capture a complete picture of industry employment, EMSI basically combines covered employment data from Quarterly Census of Employment and Wages (QCEW) produced by the Department of Labor with total employment data in Regional Economic Information System (REIS) published by the Bureau of Economic Analysis (BEA), augmented with County Business Patterns (CBP) and Non-employer Statistics (NES) published by the U.S. Census Bureau. Projections are based on the latest available EMSI industry data, 15-year past local trends in each industry, growth rates in statewide and (where available) sub-state area industry projections published by individual state agencies, and (in part) growth rates in national projections from the Bureau of Labor Statistics.

### **Occupational Data**

Organizing regional employment information by occupation provides a workforce-oriented view of the regional economy. EMSI's occupation data are based on EMSI's industry data and regional staffing patterns taken from the Occupational Employment Statistics program (U.S. Bureau of Labor Statistics). Wage information is partially derived from the American Community Survey. The occupation-to-program (SOC-to-CIP) crosswalk is based on one from the U.S. Department of Education, with customizations by EMSI.

### **State Data Sources**

This report uses state data from the following agencies:

- Wisconsin Department of Workforce Development
- Bureau of Workforce Information