

Business Management

Five Year Trend

Five Year Enrollment Change		FY 2008 FTEs	106.43
Five Year FTEs Change		FY 2009 FTEs	198.09
Five Year Graduate Change		FY 2010 FTEs	239.09
FY 2007 Enrollee	0	FY 2011 FTEs	252.43
FY 2008 Enrollee	199	FY 2007 Graduate	0
FY 2009 Enrollee	341	FY 2008 Graduate	0
FY 2010 Enrollee	433	FY 2009 Graduate	5
FY 2011 Enrollee	466	FY 2010 Graduate	24
FY 2007 FTEs	0.00	FY 2011 Graduate	44

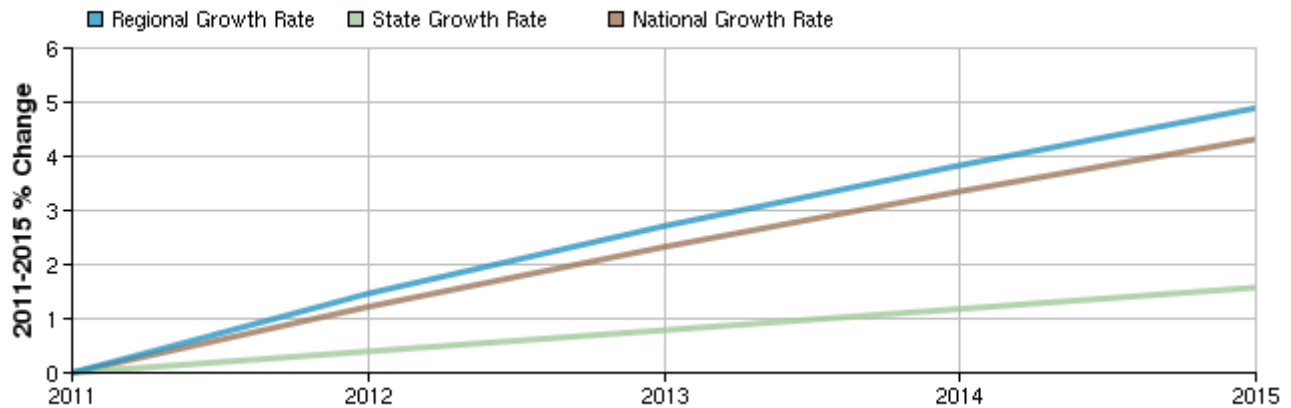
Selected Occupations

Occupation	Education Level
General and operations managers (SOC 11-1021)	Degree plus work experience
Transportation, storage, and distribution managers (SOC 11-3071)	Work experience in a related field
Gaming managers (SOC 11-9071)	Work experience in a related field
Lodging managers (SOC 11-9081)	Work experience in a related field
Medical and health services managers (SOC 11-9111)	Degree plus work experience
Purchasing agents and buyers, farm products (SOC 13-1021)	Work experience in a related field
Wholesale and retail buyers, except farm products (SOC 13-1022)	Work experience in a related field
Purchasing agents, except wholesale, retail, and farm products (SOC 13-1023)	Work experience in a related field
Meeting and convention planners (SOC 13-1121)	Bachelor's degree
Business operation specialists, all other (SOC 13-1199)	Bachelor's degree
Social and human service assistants (SOC 21-1093)	Moderate-term on-the-job trng
First-line supervisors/managers of food preparation and serving workers (SOC 35-1012)	Work experience in a related field
First-line supervisors/managers of housekeeping and janitorial workers (SOC 37-1011)	Work experience in a related field
First-line supervisors/managers of landscaping, lawn service, and groundskeeping workers (SOC 37-1012)	Work experience in a related field
Gaming supervisors (SOC 39-1011)	Work experience in a related field
First-line supervisors/managers of personal service workers (SOC 39-1021)	Work experience in a related field
First-line supervisors/managers of retail sales workers (SOC 41-1011)	Work experience in a related field
First-line supervisors/managers of non-retail sales workers (SOC 41-1012)	Work experience in a related field
First-line supervisors/managers of construction trades and extraction workers (SOC 47-1011)	Work experience in a related field
First-line supervisors/managers of production and operating workers (SOC 51-1011)	Work experience in a related field
Aircraft cargo handling supervisors (SOC 53-1011)	Work experience in a related field
First-line supervisors/managers of transportation and material-moving machine and vehicle operators (SOC 53-1031)	Work experience in a related field

Executive Summary

Basic Information	
2011 Occupational Jobs	11,494
2015 Occupational Jobs	12,057
Total Change	563
Total % Change	4.94%
Openings	1,545
2011 Median Hourly Earnings	\$19.20

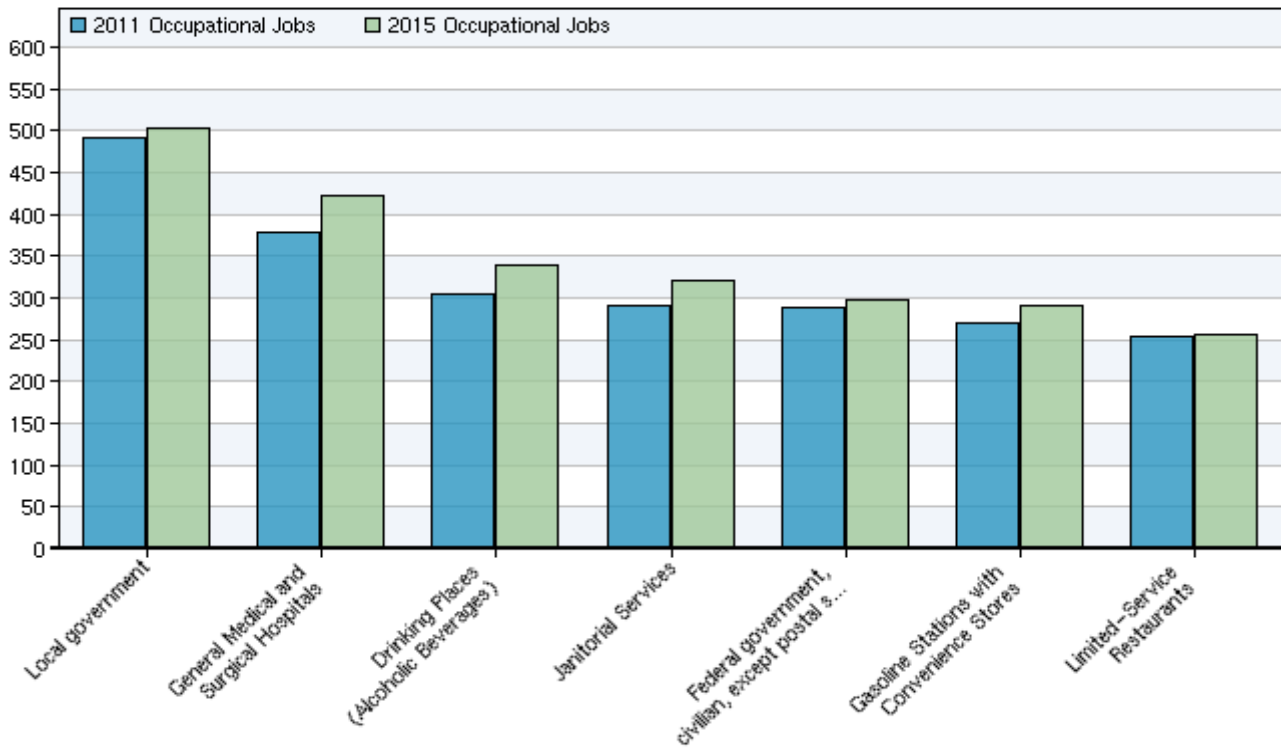
Occupational Change Summary



Region	2011 Jobs	2015 Jobs	Change	% Change	Openings	2011 Median Hourly Earnings
Regional Total	11,494	12,057	563	5%	1,545	\$19.20
State Total	208,680	211,966	3,286	2%	23,819	\$21.74
National Total	11,373,939	11,865,127	491,188	4%	1,524,406	\$23.33

Source: EMSI Complete Employment - 2011.3

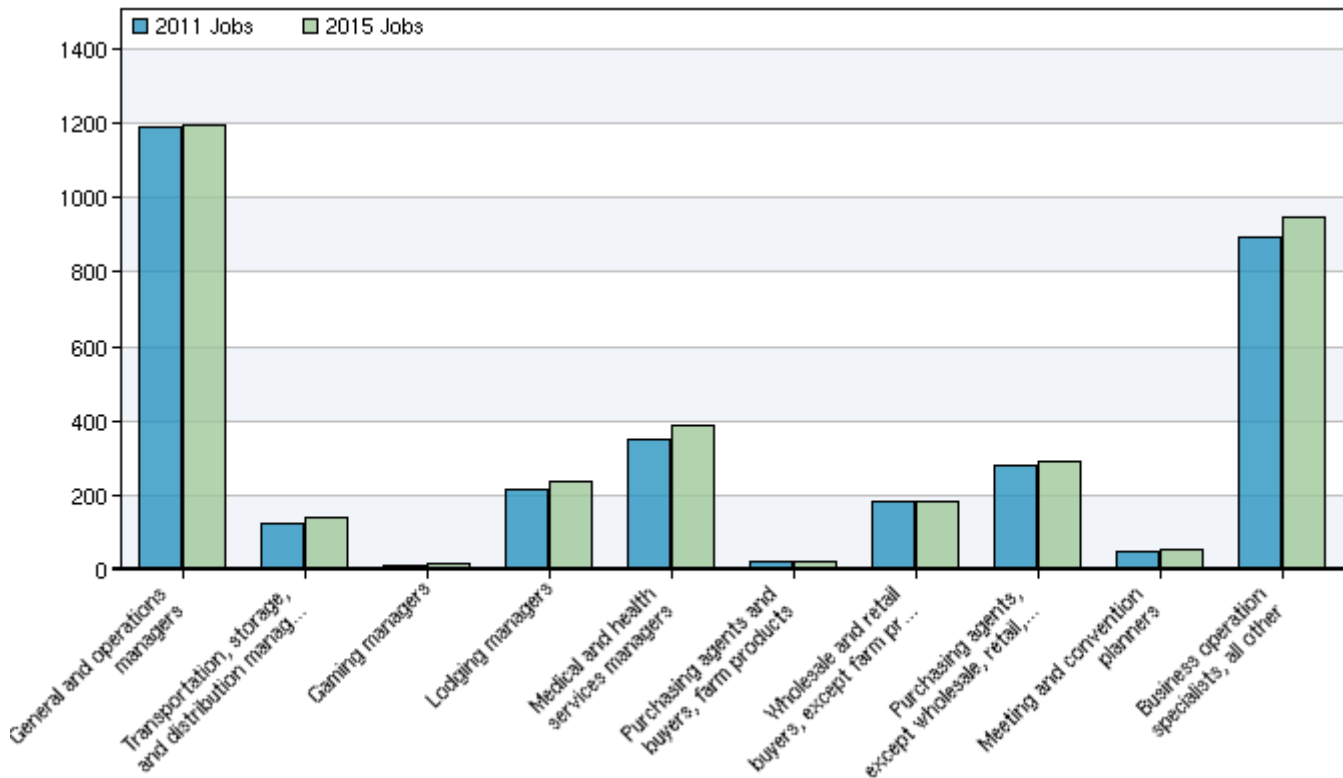
Top Industries for Selected Occupations



NAICS Code	Name	2011 Jobs	2015 Jobs	Change	% Change
930000	Local government	491	503	12	2%
622110	General Medical and Surgical Hospitals	378	422	44	12%
722410	Drinking Places (Alcoholic Beverages)	305	339	34	11%
561720	Janitorial Services	290	321	31	11%
911000	Federal government, civilian, except postal service	290	299	9	3%
447110	Gasoline Stations with Convenience Stores	270	291	21	8%
722211	Limited-Service Restaurants	254	257	3	1%

Source: EMSI Complete Employment - 2011.3

Occupational Breakdown

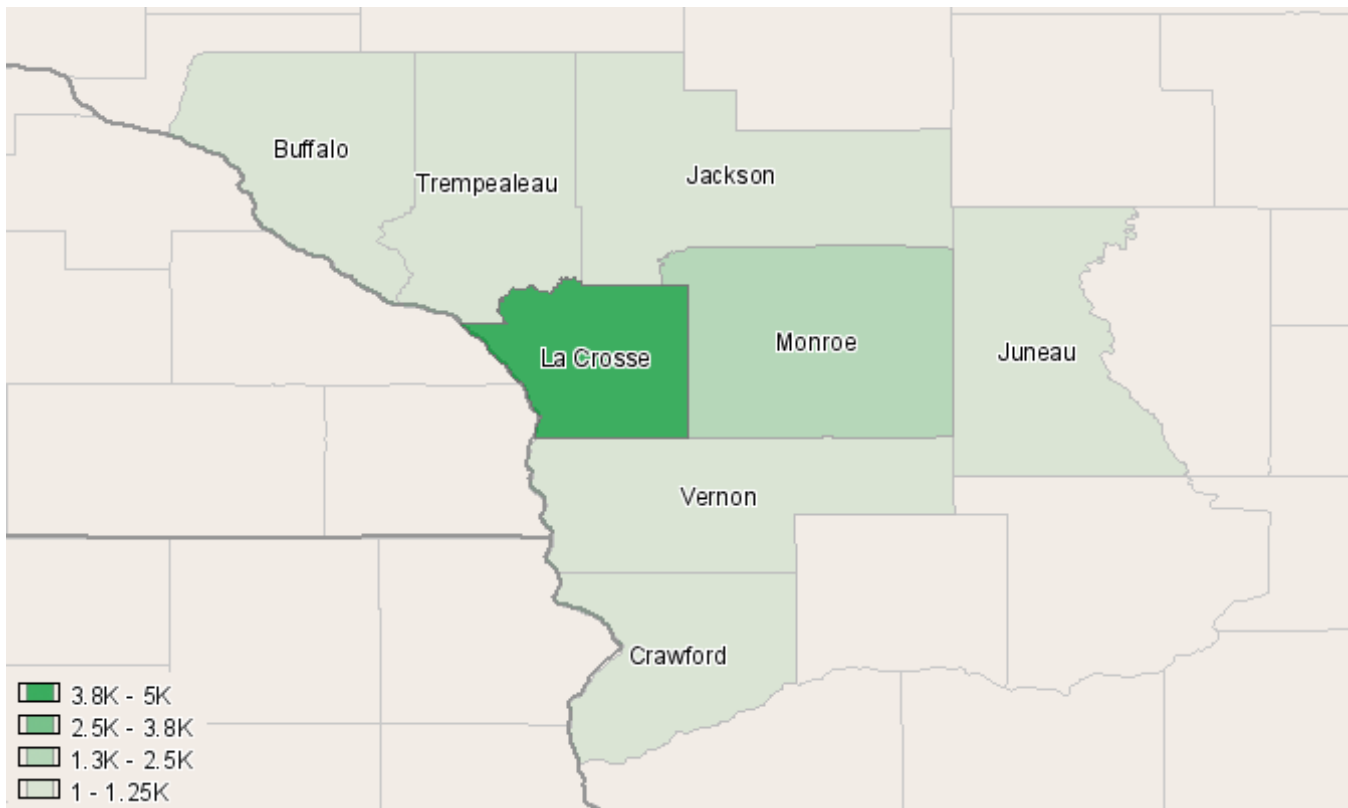


SOC Code	Description	2011 Jobs	2015 Jobs	Openings	2011 Median Hourly Earnings
11-1021	General and operations managers	1,187	1,196	152	\$38.33
11-3071	Transportation, storage, and distribution managers	125	139	27	\$25.02
11-9071	Gaming managers	12	14	3	\$10.43
11-9081	Lodging managers	213	236	41	\$8.91
11-9111	Medical and health services managers	352	389	64	\$35.48
13-1021	Purchasing agents and buyers, farm products	22	23	3	\$26.45
13-1022	Wholesale and retail buyers, except farm products	182	185	23	\$18.40
13-1023	Purchasing agents, except wholesale, retail, and farm products	278	293	44	\$20.15
13-1121	Meeting and convention planners	46	53	11	\$11.19
13-1199	Business operation specialists, all other	894	947	132	\$24.49
21-1093	Social and human service assistants	484	545	102	\$14.15
35-1012	First-line supervisors/managers of food preparation and serving workers	1,049	1,114	105	\$12.81
37-1011	First-line supervisors/managers of housekeeping and janitorial workers	577	635	82	\$10.52
37-1012	First-line supervisors/managers of landscaping, lawn service, and groundskeeping workers	159	178	26	\$13.06
39-1011	Gaming supervisors	71	85	20	\$9.04
39-1021	First-line supervisors/managers of personal service workers	306	341	68	\$12.31

SOC Code	Description	2011 Jobs	2015 Jobs	Openings	2011 Median Hourly Earnings
41-1011	First-line supervisors/managers of retail sales workers	2,707	2,771	297	\$12.11
41-1012	First-line supervisors/managers of non-retail sales workers	975	1,058	163	\$18.30
47-1011	First-line supervisors/managers of construction trades and extraction workers	537	587	91	\$22.81
51-1011	First-line supervisors/managers of production and operating workers	1,047	997	63	\$22.79
53-1011	Aircraft cargo handling supervisors	<10	<10	--	--
53-1031	First-line supervisors/managers of transportation and material-moving machine and vehicle operators	267	271	27	\$22.37
	Total	11,494	12,057	1,545	\$19.20

Source: EMSI Complete Employment - 2011.3

Occupation Distribution



County	2011 Jobs
La Crosse, WI (55063)	4,998
Monroe, WI (55081)	1,687
Trempealeau, WI (55121)	966
Vernon, WI (55123)	829
Juneau, WI (55057)	827
Crawford, WI (55023)	808
Jackson, WI (55053)	756
Buffalo, WI (55011)	623

Source: EMSI Complete Employment - 2011.3

Three Year Graduate Employers

Business Management

2008-2009

Graduates	5
Graduates Responding	5
Employed in Related Occupations	4
Employed in Non-Related Occupations	1
Seeking Employment	0
Not in Labor Market	0

Operator	Hamm Brothers Excavating, Mauston, WI
Owner	Thorson Graphics, La Crescent, MN
Small Business Owner	Scenic Images Photography, New Lisbon, WI
Supervisor	Sam's Club, Onalaska, WI

2009-2010

Graduates	27
Graduates Responding	18
Employed in Related Occupations	8
Employed in Non-Related Occupations	6
Seeking Employment	1
Not in Labor Market	0
Continuing Education	3

Assistant Deli Manager	Festival Foods, Onalaska, WI
Bookkeeper	Top Hat, Inc, La Crosse, WI
Customer Service	Magnum Products, Berlin, WI
Financial Aid Administrator	Minnesota School of Business, Elk River, MN
Human Resources	Hiring & Staff Services, Madison, WI
Office Assistant	YWCA of the Coulee Region, La Crosse, WI
Operations Manager	Health Care Services, La Crescent, MN
Supervisor	Days Hotel, La Crosse, WI

Region Information

Region: Western Technical College District

Description: Western District Counties

County Areas: Buffalo, Wisconsin (55011), Crawford, Wisconsin (55023), Jackson, Wisconsin (55053), Juneau, Wisconsin (55057), La Crosse, Wisconsin (55063), Monroe, Wisconsin (55081), Trempealeau, Wisconsin (55121), Vernon, Wisconsin (55123)

Data Sources and Calculations

Industry Data

In order to capture a complete picture of industry employment, EMSI basically combines covered employment data from Quarterly Census of Employment and Wages (QCEW) produced by the Department of Labor with total employment data in Regional Economic Information System (REIS) published by the Bureau of Economic Analysis (BEA), augmented with County Business Patterns (CBP) and Non-employer Statistics (NES) published by the U.S. Census Bureau. Projections are based on the latest available EMSI industry data, 15-year past local trends in each industry, growth rates in statewide and (where available) sub-state area industry projections published by individual state agencies, and (in part) growth rates in national projections from the Bureau of Labor Statistics.

Occupational Data

Organizing regional employment information by occupation provides a workforce-oriented view of the regional economy. EMSI's occupation data are based on EMSI's industry data and regional staffing patterns taken from the Occupational Employment Statistics program (U.S. Bureau of Labor Statistics). Wage information is partially derived from the American Community Survey. The occupation-to-program (SOC-to-CIP) crosswalk is based on one from the U.S. Department of Education, with customizations by EMSI.

State Data Sources

This report uses state data from the following agencies:

- Wisconsin Department of Workforce Development
- Bureau of Workforce Information