

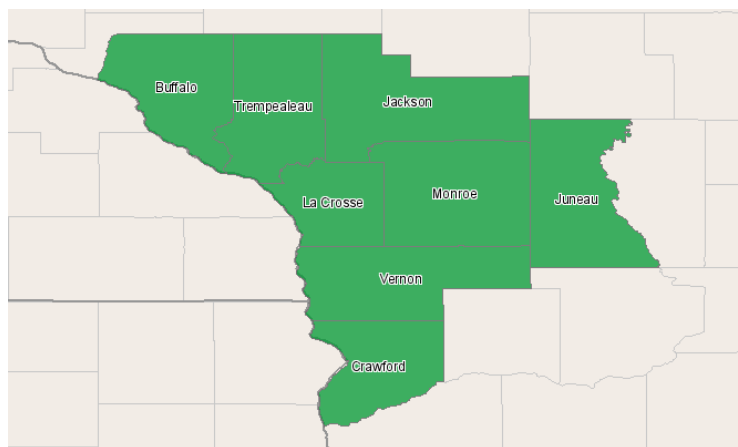
Western Technical College



400 Seventh Street
La Crosse, Wisconsin 54601
608.785.9200

IT-Computer Support Specialist Occupation Report April 26, 2012

Western Technical College District



Region Info

Name: Western Technical College District

Description: Western district counties

County Areas: Buffalo, Wisconsin (55011), Crawford, Wisconsin (55023), Jackson, Wisconsin (55053), Juneau, Wisconsin (55057), La Crosse, Wisconsin (55063), Monroe, Wisconsin (55081), Trempealeau, Wisconsin (55121), Vernon, Wisconsin (55123)

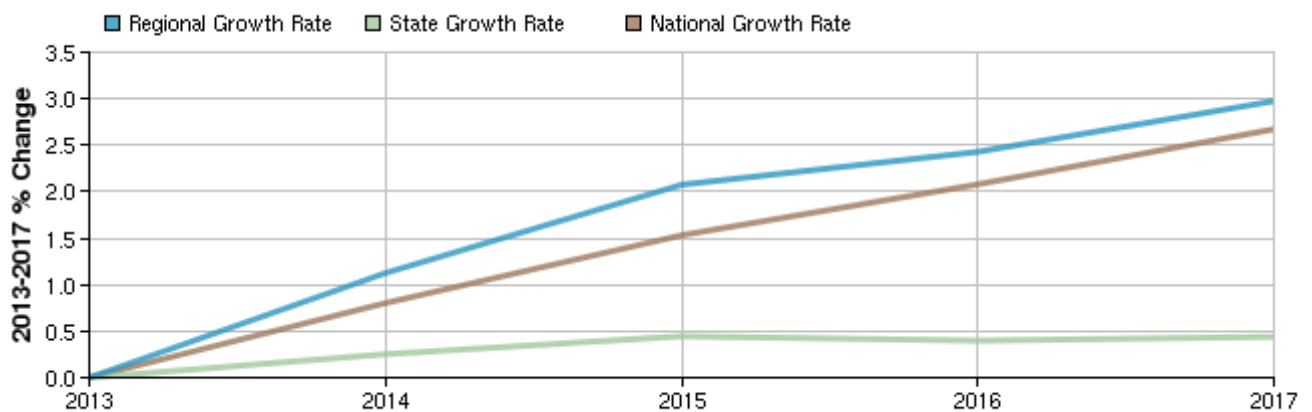
Selected Occupations

Occupation	Education Level
Computer support specialists (SOC 15-1041)	Associate's degree
Computer specialists, all other (SOC 15-1099)	Associate's degree
Computer operators (SOC 43-9011)	Moderate-term on-the-job training

Executive Summary

Basic Information	
2013 Occupational Jobs	504
2017 Occupational Jobs	519
Total Change	15
Total % Change	2.98%
Openings	68
2011 Median Hourly Earnings	\$18.48

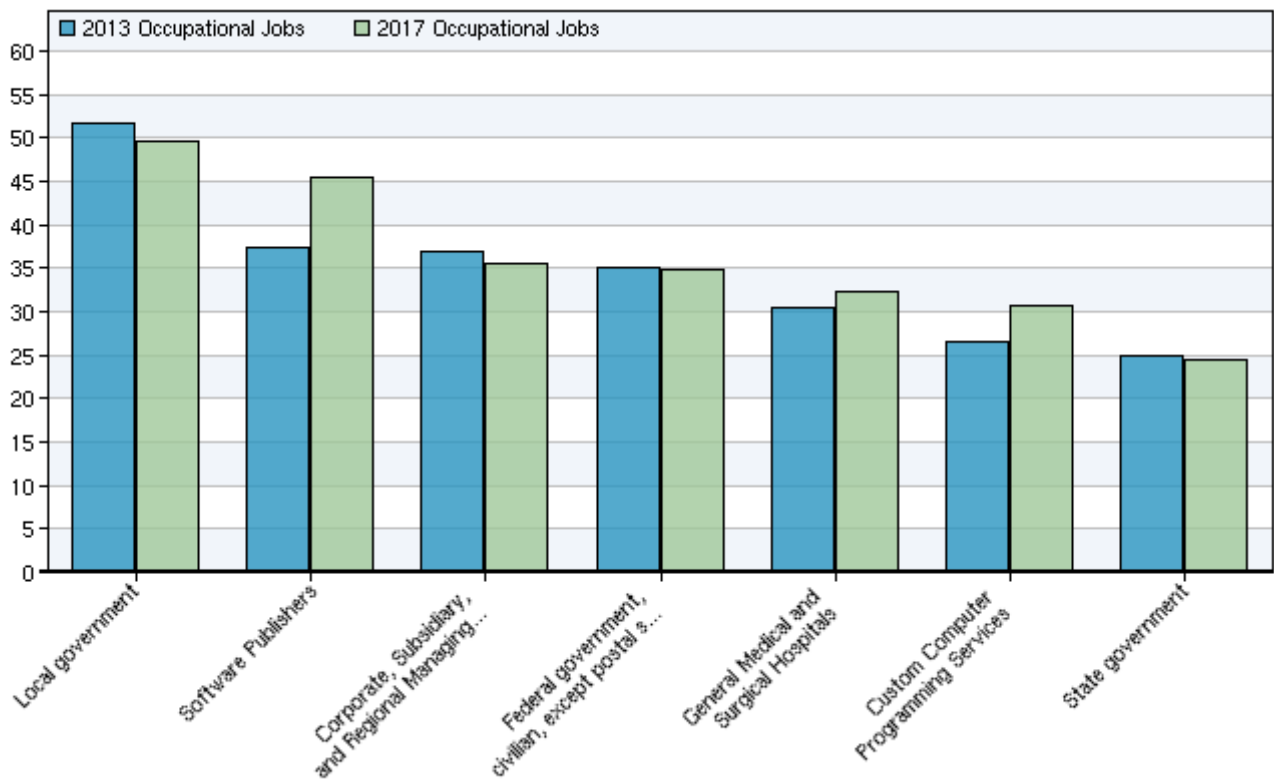
Occupational Change Summary



Region	2013 Jobs	2017 Jobs	Change	% Change	Openings	2011 Median Hourly Earnings
Regional Total	504	519	15	3%	68	\$18.48
State Total	12,151	12,204	53	0%	1,500	\$20.11
National Total	915,551	940,019	24,468	3%	120,148	\$23.81

Source: EMSI Complete Employment - 2011.4

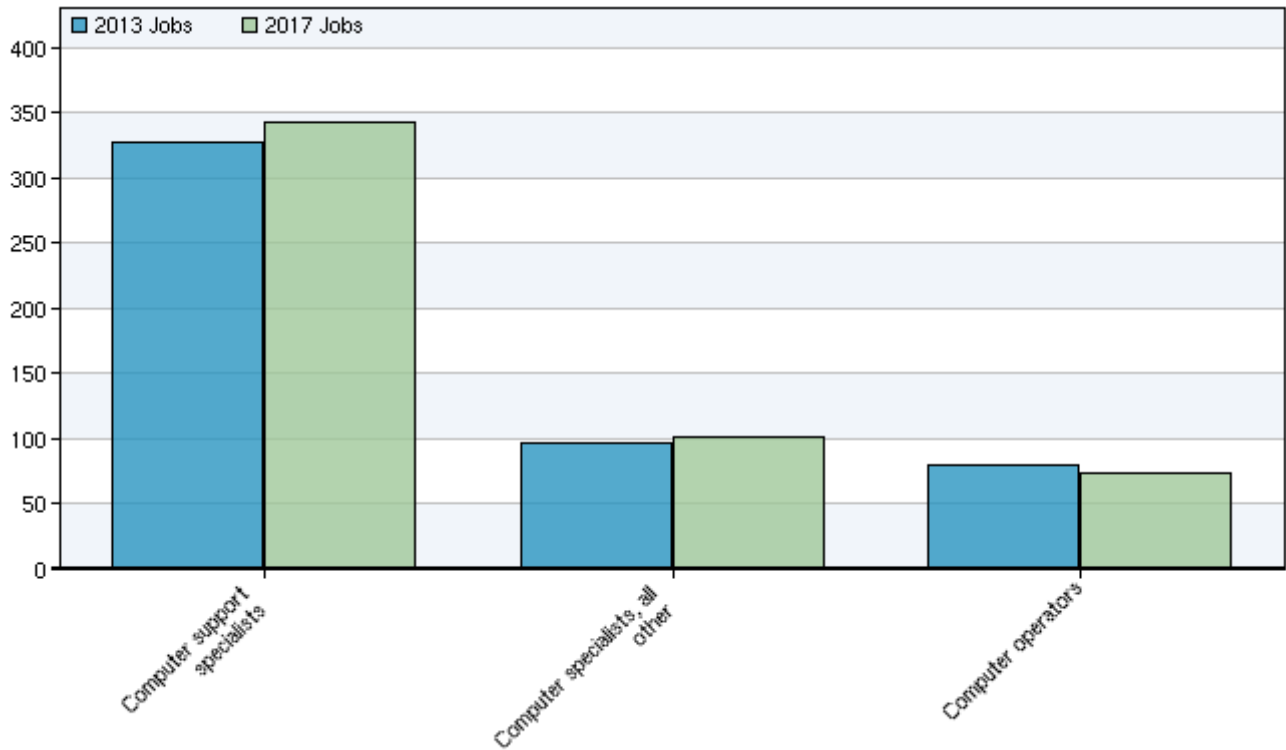
Top Industries for Selected Occupations



NAICS Code	Name	2013 Jobs	2017 Jobs	Change	% Change
930000	Local government	52	50	-2	-4%
511210	Software Publishers	37	45	8	22%
551114	Corporate, Subsidiary, and Regional Managing Offices	37	35	-2	-5%
911000	Federal government, civilian, except postal service	35	35	0	0%
622110	General Medical and Surgical Hospitals	30	32	2	7%
541511	Custom Computer Programming Services	27	31	4	15%
920000	State government	25	24	-1	-4%

Source: EMSI Complete Employment - 2011.4

Occupational Breakdown



SOC Code	Description	2013 Jobs	2017 Jobs	Openings	2011 Median Hourly Earnings
15-1041	Computer support specialists	327	343	51	\$17.50
15-1099	Computer specialists, all other	97	102	13	\$25.12
43-9011	Computer operators	79	73	4	\$14.68
	Total	504	519	68	\$18.48

Source: EMSI Complete Employment - 2011.4

Data Sources and Calculations

Industry Data

In order to capture a complete picture of industry employment, EMSI basically combines covered employment data from Quarterly Census of Employment and Wages (QCEW) produced by the Department of Labor with total employment data in Regional Economic Information System (REIS) published by the Bureau of Economic Analysis (BEA), augmented with County Business Patterns (CBP) and Nonemployer Statistics (NES) published by the U.S. Census Bureau. Projections are based on the latest available EMSI industry data, 15-year past local trends in each industry, growth rates in statewide and (where available) sub-state area industry projections

published by individual state agencies, and (in part) growth rates in national projections from the Bureau of Labor Statistics.

Occupation Data

Organizing regional employment information by occupation provides a workforce-oriented view of the regional economy. EMSI's occupation data are based on EMSI's industry data and regional staffing patterns taken from the Occupational Employment Statistics program (U.S. Bureau of Labor Statistics). Wage information is partially derived from the American Community Survey. The occupation-to-program (SOC-to-CIP) crosswalk is based on one from the U.S. Department of Education, with customizations by EMSI.

State Data Sources

This report uses state data from the following agencies: Wisconsin Department of Workforce Development, Bureau of Workforce Information.