

Western Technical College

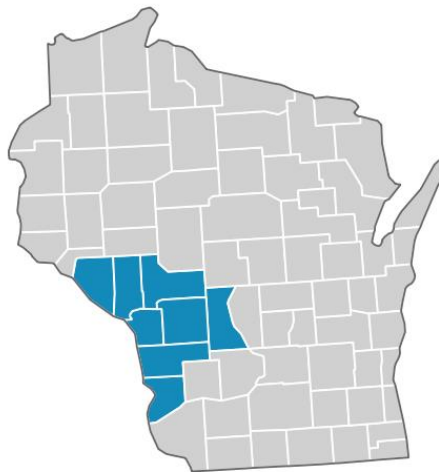


400 Seventh Street
La Crosse, Wisconsin 54601
608.785.9200

IT-Computer Support Specialist Program Occupation Report

June 2014

Western Technical College District



Report Info

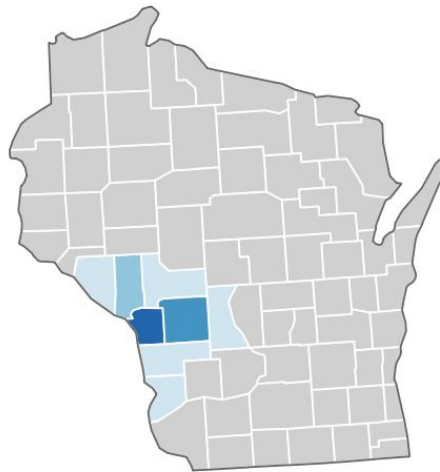
Dataset Version	2014.2 Class of Worker
Class of Worker Categories	QCEW Employees + Non-QCEW Employees + Self-Employed
Timeframe	2015 - 2019
Region Name	Western Technical College District
Region Description	Western district counties
Counties	

Buffalo, WI (55011)	Crawford, WI (55023)	Jackson, WI (55053)
Juneau, WI (55057)	La Crosse, WI (55063)	Monroe, WI (55081)
Trempealeau, WI (55121)	Vernon, WI (55123)	

Occupation Group

Computer User Support Specialists (15-1151)
Computer Network Support Specialists (15-1152)
Computer Occupations, All Other (15-1199)
Computer Operators (43-9011)

Job Distribution



Overview

Annual Openings Estimate (2014)	20
Related Completions (2012)	62
Current Job Postings	N/A for Multiple Codes

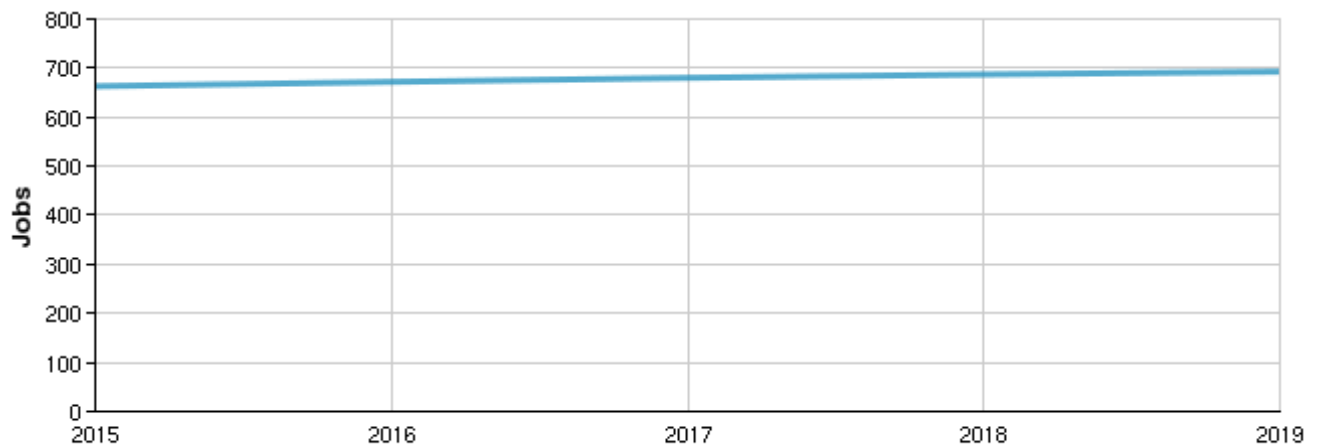
Gender		
Male	62%	
Female	38%	

Age		
14-18	0%	
19-24	8%	
25-44	49%	
45-64	41%	
65+	2%	

654 Jobs (2014) National Location Quotient: 0.59	4.5% % Change (2015-2019) Nation: 5.4%	\$24.61/hr Median Earnings Nation: \$26.22/hr
---------------------------------------------------------------	-----------------------------------------------------	------------------------------------------------------------

Western Technical College District | Growth

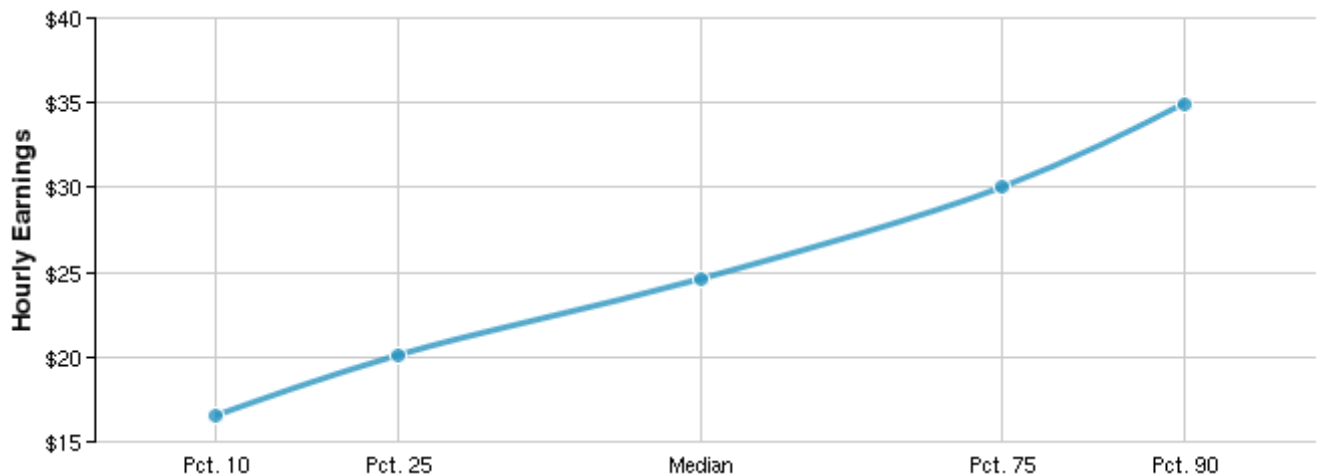
663 2015 Jobs	693 2019 Jobs	30 Change (2015-2019)	4.5% % Change (2015-2019)
-------------------------	-------------------------	---------------------------------	-------------------------------------



Occupation	2015 Jobs	2019 Jobs	Change	% Change
Computer User Support Specialists (15-1151)	351	373	22	6%
Computer Occupations, All Other (15-1199)	93	96	3	3%
Computer Operators (43-9011)	55	55	0	0%
Computer Network Support Specialists (15-1152)	165	169	4	2%

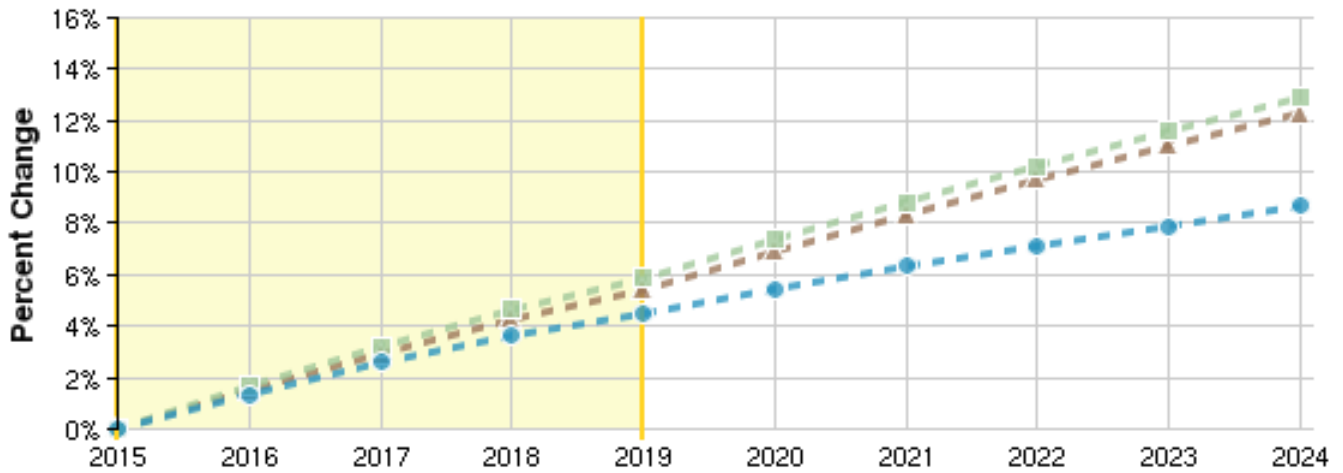
Western Technical College District | Percentile Earnings

\$16.56/hr 10th Percentile Earnings	\$24.61/hr Median Earnings	\$34.96/hr 90th Percentile Earnings
-----------------------------------------------	--------------------------------------	-----------------------------------------------



Occupation	10th Percentile Earnings	Median Earnings	90th Percentile Earnings
Computer User Support Specialists (15-1151)	\$14.07	\$20.73	\$30.06
Computer Occupations, All Other (15-1199)	\$26.58	\$39.61	\$52.03
Computer Operators (43-9011)	\$14.09	\$24.06	\$33.03
Computer Network Support Specialists (15-1152)	\$16.89	\$24.30	\$36.06

Regional Trends



Region	2015 Jobs	2019 Jobs	% Change
Western Technical College District	663	693	4.5%
State	19,589	20,735	5.9%
Nation	1,102,967	1,162,588	5.4%

Educational programs

7 Programs (2012)	62 Completions (2012)
-------------------	-----------------------

Program	2008	2009	2010	2011	2012
Computer and Information Sciences, General (11.0101)	20	19	19	38	28
Computer Systems Networking and Telecommunications (11.0901)	19	19	18	18	25
Computer Support Specialist (11.1006)	0	0	9	6	9
Computer Systems Analysis/Analyst (11.0501)	0	0	0	0	0
Data Processing and Data	0	0	0	0	0

Program	2008	2009	2010	2011	2012
Processing Technology/Technician (11.0301)					

Inverse Staffing Patterns

Industry	Occupation Group Jobs in Industry (2014)	% of Occupation Group in Industry (2014)	% of Total Jobs in Industry (2014)
Federal Government, Civilian, Excluding Postal Service (901199)	63	9.6%	2.0%
Colleges, Universities, and Professional Schools (Local Government) (903612)	47	7.3%	2.5%
Corporate, Subsidiary, and Regional Managing Offices (551114)	44	6.8%	2.1%
Local Government, Excluding Education and Hospitals (903999)	32	4.9%	0.4%
General Medical and Surgical Hospitals (Private) (622110)	32	4.8%	0.3%

Data Sources and Calculations

State Data Sources

This report uses state data from the following agencies: Wisconsin Department of Workforce Development, Bureau of Workforce Information

Occupation Data

EMSI occupation employment data are based on final EMSI industry data and final EMSI staffing patterns. Wage estimates are based on Occupational Employment Statistics (QCEW and Non-QCEW Employees classes of worker) and the American Community Survey (Self-Employed and Extended Proprietors). Occupational wage estimates also affected by county-level EMSI earnings by industry.

Institution Data

The institution data in this report is taken directly from the national IPEDS database published by the U.S. Department of Education's National Center for Education Statistics.

Completers Data

The completers data in this report is taken directly from the national IPEDS database published by the U.S. Department of Education's National Center for Education Statistics.

Staffing Patterns Data

The staffing pattern data in this report are compiled from several sources using a specialized process. For QCEW and Non-QCEW Employees classes of worker, sources include Occupational Employment Statistics, the National Industry-Occupation Employment Matrix, and the American Community Survey. For the Self-Employed and Extended Proprietors classes of worker, the primary source is the American Community Survey, with a small amount of information from Occupational Employment Statistics.

Industry Data

EMSI industry data have various sources depending on the class of worker. (1) For QCEW Employees, EMSI primarily uses the QCEW (Quarterly Census of Employment and Wages), with supplemental estimates from County Business Patterns and Current Employment Statistics. (2) Non-QCEW employees data are based on a number of sources including QCEW, Current Employment Statistics, County Business Patterns, BEA State and Local Personal Income reports, the National Industry-Occupation Employment Matrix (NIOEM), the American Community Survey, and Railroad Retirement Board statistics. (3) Self-Employed and Extended Proprietor classes of worker data are primarily based on the American Community Survey, Nonemployer Statistics, and BEA State and Local Personal Income Reports. Projections for QCEW and Non-QCEW Employees are informed by NIOEM and long-term industry projections published by individual states.