

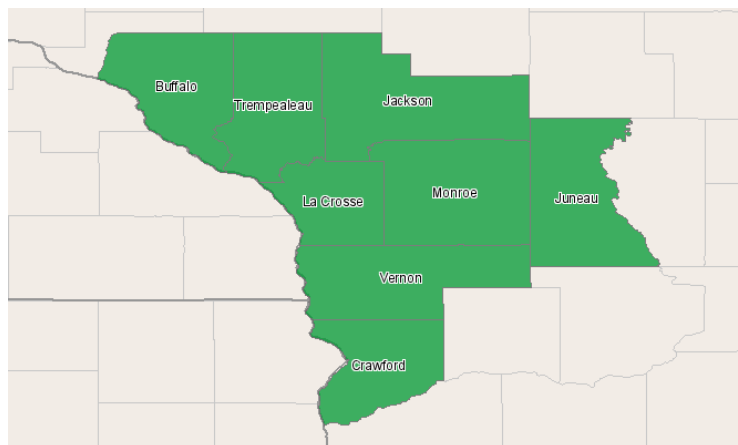
Western Technical College



400 Seventh Street
La Crosse, Wisconsin 54601
608.785.9200

Human Resource Management Occupation Report April 26, 2012

Western Technical College District



Region Info

Name: Western Technical College District

Description: Western district counties

County Areas: Buffalo, Wisconsin (55011), Crawford, Wisconsin (55023), Jackson, Wisconsin (55053), Juneau, Wisconsin (55057), La Crosse, Wisconsin (55063), Monroe, Wisconsin (55081), Trempealeau, Wisconsin (55121), Vernon, Wisconsin (55123)

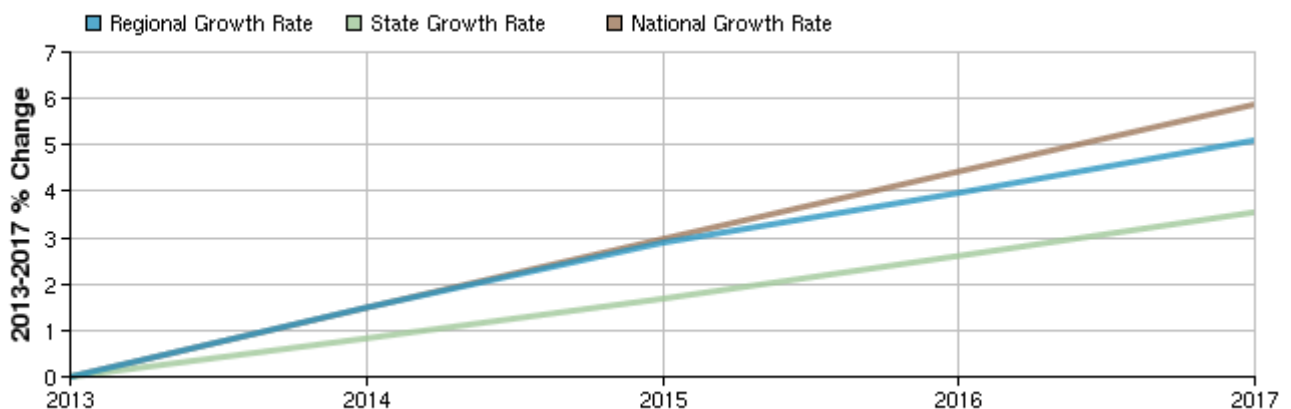
Selected Occupations

Occupation	Education Level
Compensation and benefits managers (SOC 11-3041)	Degree plus work experience
Human resources managers, all other (SOC 11-3049)	Degree plus work experience
Employment, recruitment, and placement specialists (SOC 13-1071)	Bachelor's degree
Compensation, benefits, and job analysis specialists (SOC 13-1072)	Bachelor's degree
Training and development specialists (SOC 13-1073)	Bachelor's degree
Human resources, training, and labor relations specialists, all other (SOC 13-1079)	Bachelor's degree
Human resources assistants, except payroll and timekeeping (SOC 43-4161)	Short-term on-the-job training

Executive Summary

Basic Information	
2013 Occupational Jobs	1,116
2017 Occupational Jobs	1,173
Total Change	57
Total % Change	5.11%
Openings	178
2011 Median Hourly Earnings	\$21.22

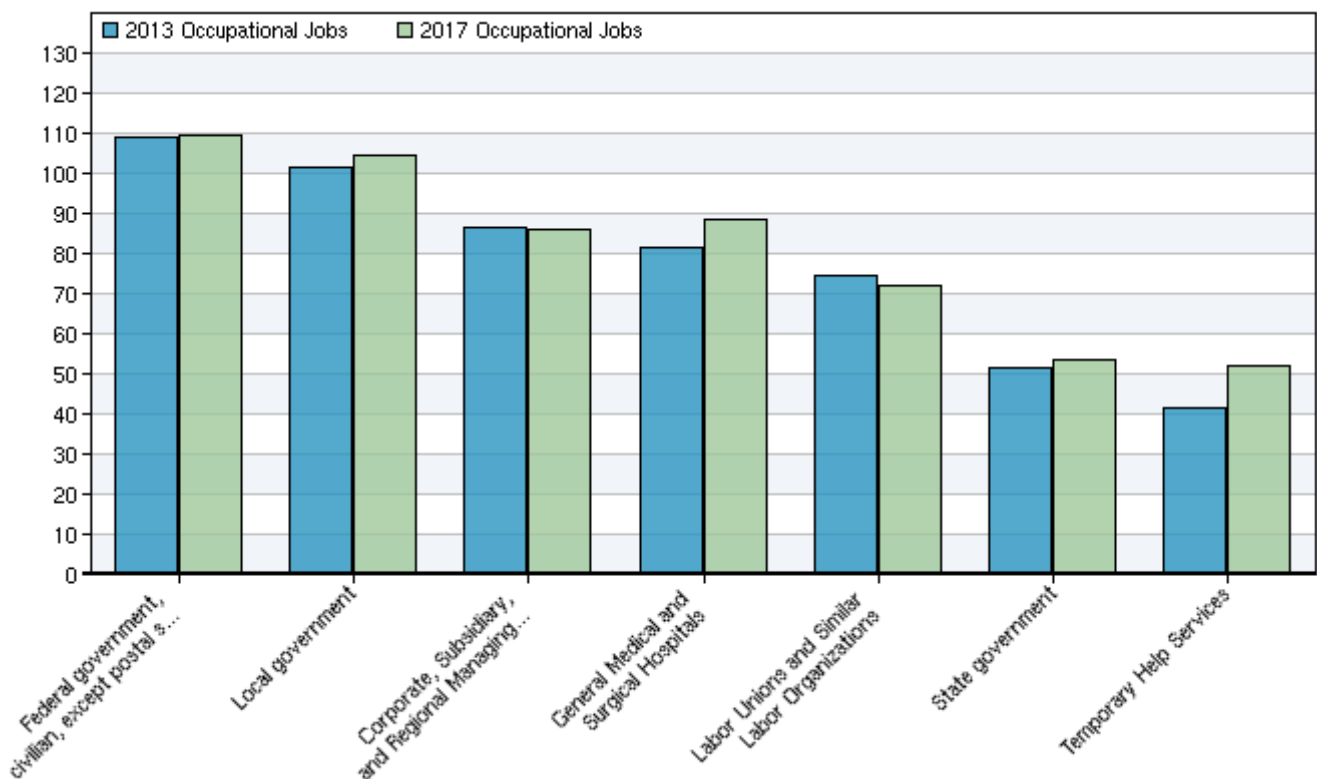
Occupational Change Summary



Region	2013 Jobs	2017 Jobs	Change	% Change	Openings	2011 Median Hourly Earnings
Regional Total	1,116	1,173	57	5%	178	\$21.22
State Total	27,473	28,448	975	4%	4,063	\$21.51
National Total	1,112,787	1,178,138	65,351	6%	183,469	\$24.82

Source: EMSI Complete Employment - 2011.4

Top Industries for Selected Occupations

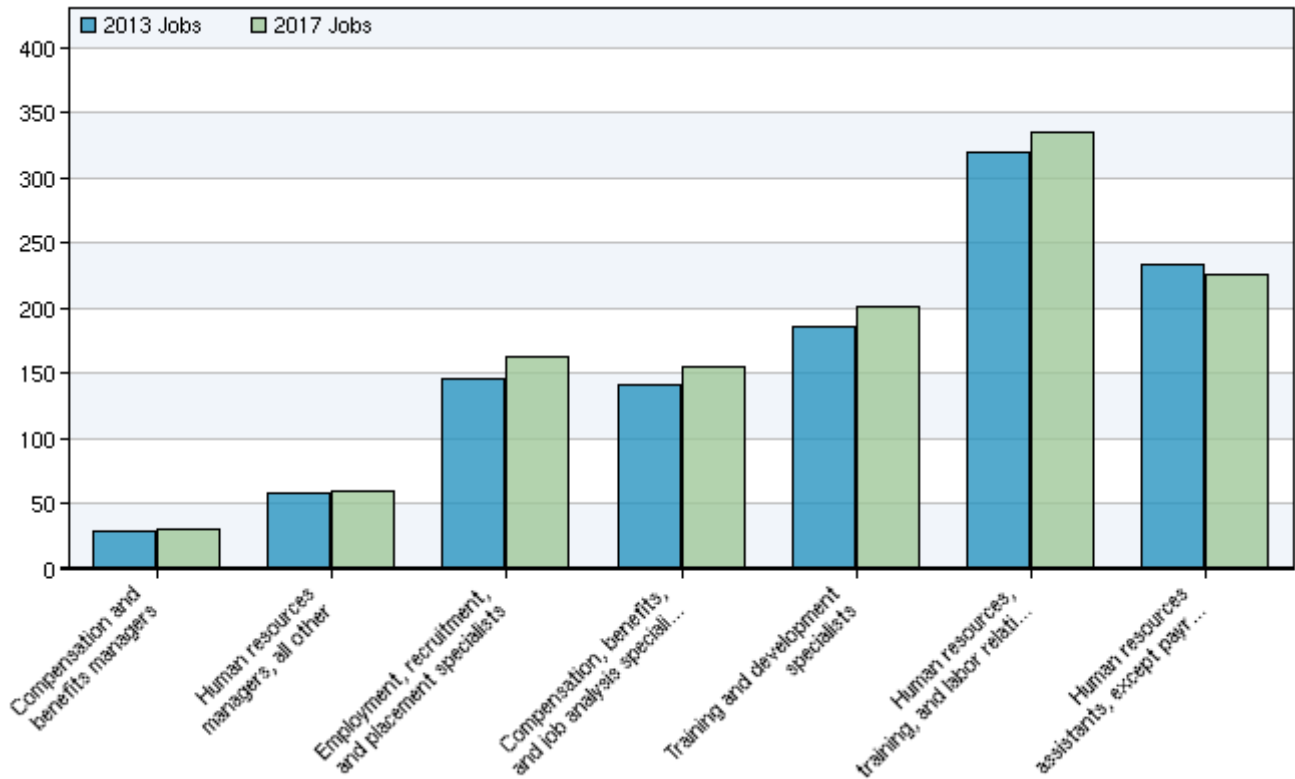


NAICS Code	Name	2013 Jobs	2017 Jobs	Change	% Change
911000	Federal government, civilian, except postal service	109	109	0	0%
930000	Local government	102	105	3	3%
551114	Corporate, Subsidiary, and Regional Managing Offices	86	86	0	0%
622110	General Medical and Surgical Hospitals	81	88	7	9%
813930	Labor Unions and Similar Labor Organizations	75	72	-3	-4%
920000	State government	51	53	2	4%

NAICS Code	Name	2013 Jobs	2017 Jobs	Change	% Change
561320	Temporary Help Services	42	52	10	24%

Source: EMSI Complete Employment - 2011.4

Occupational Breakdown



SOC Code	Description	2013 Jobs	2017 Jobs	Openings	2011 Median Hourly Earnings
11-3041	Compensation and benefits managers	29	30	3	\$35.22
11-3049	Human resources managers, all other	58	60	6	\$36.88
13-1071	Employment, recruitment, and placement specialists	146	163	31	\$18.19
13-1072	Compensation, benefits, and job analysis specialists	142	155	27	\$20.26
13-1073	Training and development specialists	186	202	34	\$19.86
13-1079	Human resources, training, and labor relations specialists, all other	321	336	48	\$22.60
43-4161	Human resources assistants, except payroll and timekeeping	234	227	27	\$17.21
	Total	1,116	1,173	178	\$21.22

Source: EMSI Complete Employment - 2011.4

Data Sources and Calculations

Industry Data

In order to capture a complete picture of industry employment, EMSI basically combines covered employment data from Quarterly Census of Employment and Wages (QCEW) produced by the Department of Labor with total employment data in Regional Economic Information System (REIS) published by the Bureau of Economic Analysis (BEA), augmented with County Business Patterns (CBP) and Nonemployer Statistics (NES) published by the U.S. Census Bureau. Projections are based on the latest available EMSI industry data, 15-year past local trends in each industry, growth rates in statewide and (where available) sub-state area industry projections published by individual state agencies, and (in part) growth rates in national projections from the Bureau of Labor Statistics.

Occupation Data

Organizing regional employment information by occupation provides a workforce-oriented view of the regional economy. EMSI's occupation data are based on EMSI's industry data and regional staffing patterns taken from the Occupational Employment Statistics program (U.S. Bureau of Labor Statistics). Wage information is partially derived from the American Community Survey. The occupation-to-program (SOC-to-CIP) crosswalk is based on one from the U.S. Department of Education, with customizations by EMSI.

State Data Sources

This report uses state data from the following agencies: Wisconsin Department of Workforce Development, Bureau of Workforce Information.