

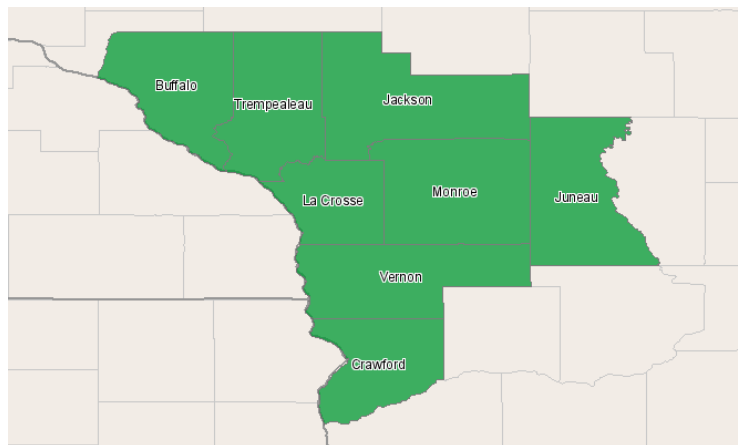
# Western Technical College



400 Seventh Street  
La Crosse, Wisconsin 54601  
608.785.9200

## Occupation Report for Human Resource Mgmt Program August 28, 2012 2012 Third Quarter Data for 2013-2017 Projections

Western Technical College District



## Region Info

Name: Western Technical College District

Description: Western district counties

County Areas: Buffalo, Wisconsin (55011), Crawford, Wisconsin (55023), Jackson, Wisconsin (55053), Juneau, Wisconsin (55057), La Crosse, Wisconsin (55063), Monroe, Wisconsin (55081), Trempealeau, Wisconsin (55121), Vernon, Wisconsin (55123)

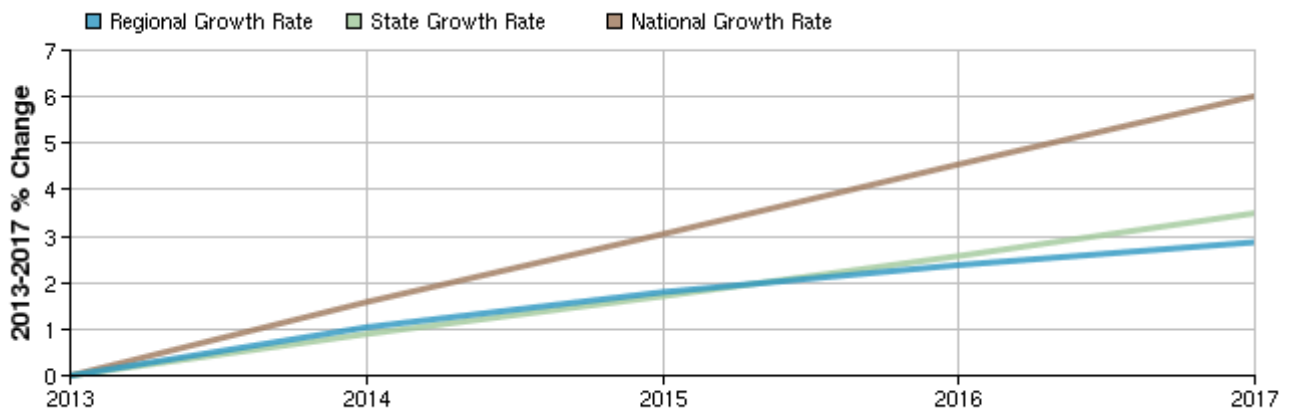
## Selected Occupations

Occupation	Education Level
Compensation and Benefits Managers (SOC 11-3041)	Bachelor's or higher degree, plus work experience
Human Resources Managers, All Other (SOC 11-3049)	Bachelor's or higher degree, plus work experience
Employment, Recruitment, and Placement Specialists (SOC 13-1071)	Bachelor's degree
Compensation, Benefits, and Job Analysis Specialists (SOC 13-1072)	Bachelor's degree
Training and Development Specialists (SOC 13-1073)	Bachelor's degree
Human Resources, Training, and Labor Relations Specialists, All Other (SOC 13-1079)	Bachelor's degree
Human Resources Assistants, Except Payroll and Timekeeping (SOC 43-4161)	Short-term on-the-job training

## Executive Summary

Basic Information	
2013 Occupational Jobs	1,139
2017 Occupational Jobs	1,172
Total Change	33
Total % Change	2.90%
Openings	166
2012 Median Hourly Earnings	\$22.04

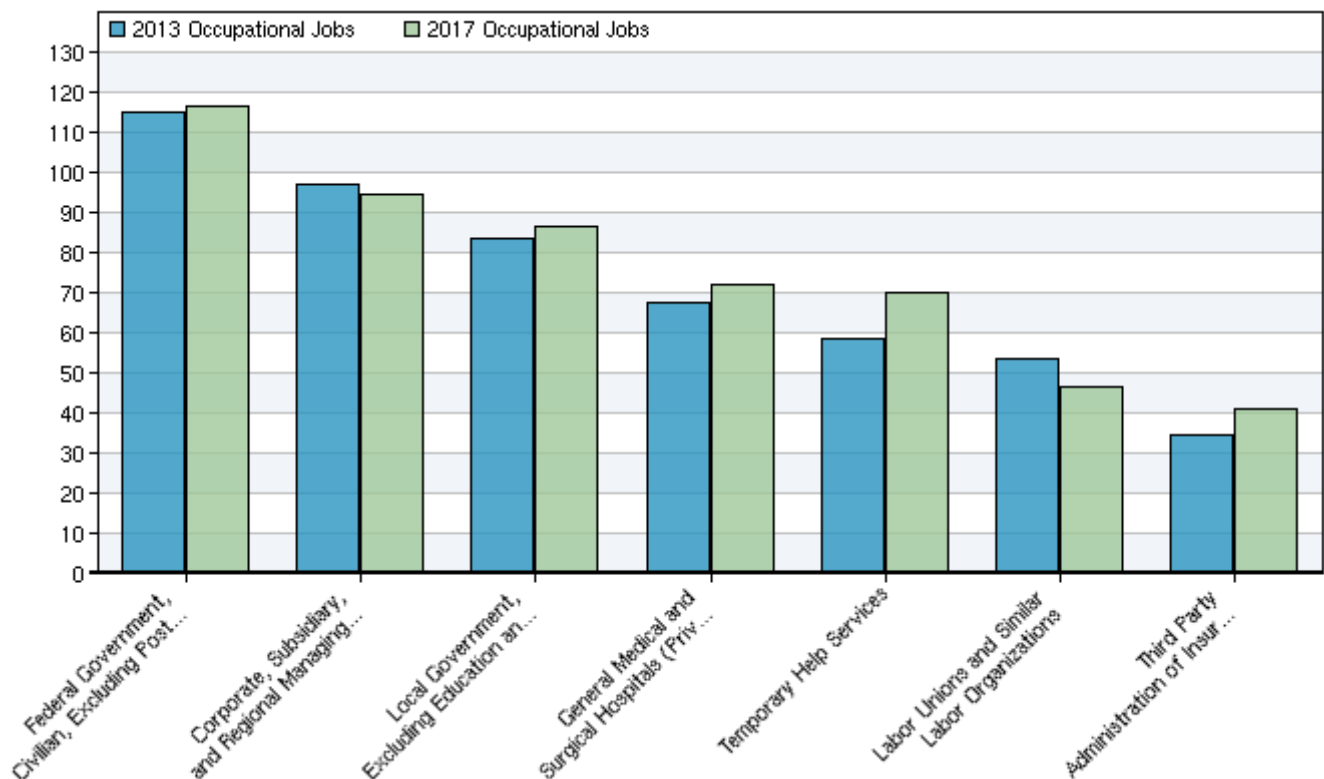
## Occupational Change Summary



Region	2013 Jobs	2017 Jobs	Change	% Change	Openings	2012 Median Hourly Earnings
Regional Total	1,139	1,172	33	3%	166	\$22.04
State Total	27,417	28,375	958	3%	4,074	\$22.22
National Total	1,172,590	1,243,097	70,507	6%	197,600	\$25.93

Source: EMSI Complete Employment - 2012.2

## Top Industries for Selected Occupations

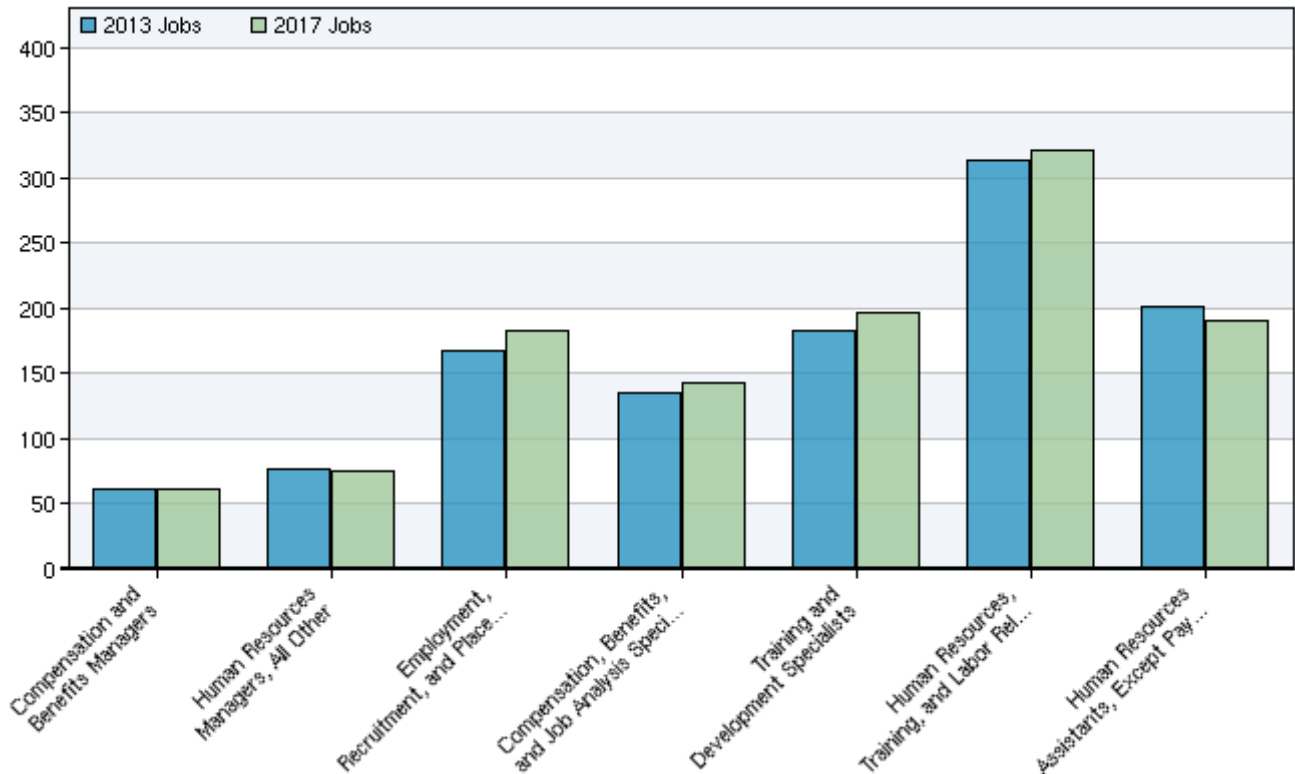


NAICS Code	Name	2013 Jobs	2017 Jobs	Change	% Change
901199	Federal Government, Civilian, Excluding Postal Service	115	117	2	2%
551114	Corporate, Subsidiary, and Regional Managing Offices	97	94	-3	-3%
903999	Local Government, Excluding Education and Hospitals	84	86	2	2%
622110	General Medical and Surgical Hospitals (Private)	68	72	4	6%
561320	Temporary Help Services	58	70	12	21%

NAICS Code	Name	2013 Jobs	2017 Jobs	Change	% Change
813930	Labor Unions and Similar Labor Organizations	53	46	-7	-13%
524292	Third Party Administration of Insurance and Pension Funds	35	41	6	17%

Source: EMSI Complete Employment - 2012.2

## Occupational Breakdown



SOC Code	Description	2013 Jobs	2017 Jobs	Openings	2012 Median Hourly Earnings
11-3041	Compensation and Benefits Managers	61	62	6	\$32.96
11-3049	Human Resources Managers, All Other	77	76	8	\$32.98
13-1071	Employment, Recruitment, and Placement Specialists	167	183	33	\$19.24
13-1072	Compensation, Benefits, and Job Analysis Specialists	135	144	22	\$21.71
13-1073	Training and Development Specialists	183	196	32	\$20.28
13-1079	Human Resources, Training, and Labor Relations Specialists, All Other	315	321	42	\$23.35
43-4161	Human Resources Assistants, Except Payroll and Timekeeping	201	190	23	\$16.65
	Total	1,139	1,172	166	\$22.04

## Data Sources and Calculations

---

### Industry Data

In order to capture a complete picture of industry employment, EMSI basically combines covered employment data from Quarterly Census of Employment and Wages (QCEW) produced by the Department of Labor with total employment data in Regional Economic Information System (REIS) published by the Bureau of Economic Analysis (BEA), augmented with County Business Patterns (CBP) and Nonemployer Statistics (NES) published by the U.S. Census Bureau. Projections are based on the latest available EMSI industry data, 15-year past local trends in each industry, growth rates in statewide and (where available) sub-state area industry projections published by individual state agencies, and (in part) growth rates in national projections from the Bureau of Labor Statistics.

### Occupation Data

Organizing regional employment information by occupation provides a workforce-oriented view of the regional economy. EMSI's occupation data are based on EMSI's industry data and regional staffing patterns taken from the Occupational Employment Statistics program (U.S. Bureau of Labor Statistics). Wage information is partially derived from the American Community Survey. The occupation-to-program (SOC-to-CIP) crosswalk is based on one from the U.S. Department of Education, with customizations by EMSI.

### State Data Sources

This report uses state data from the following agencies: Wisconsin Department of Workforce Development, Bureau of Workforce Information.