

# Air Conditioning, Heating & Refrigerator Tech

## Five Year Trend

Five Year Enrollment Change	65.9%		FY 2008 FTEs	27.17
Five Year FTEs Change	49.7%		FY 2009 FTEs	22.27
Five Year Graduate Change	-71.4%		FY 2010 FTEs	34.33
FY 2007 Enrollee	41		FY 2011 FTEs	41.36
FY 2008 Enrollee	38		FY 2007 Graduate	7
FY 2009 Enrollee	32		FY 2008 Graduate	7
FY 2010 Enrollee	56		FY 2009 Graduate	7
FY 2011 Enrollee	68		FY 2010 Graduate	3
FY 2007 FTEs	27.63		FY 2011 Graduate	2

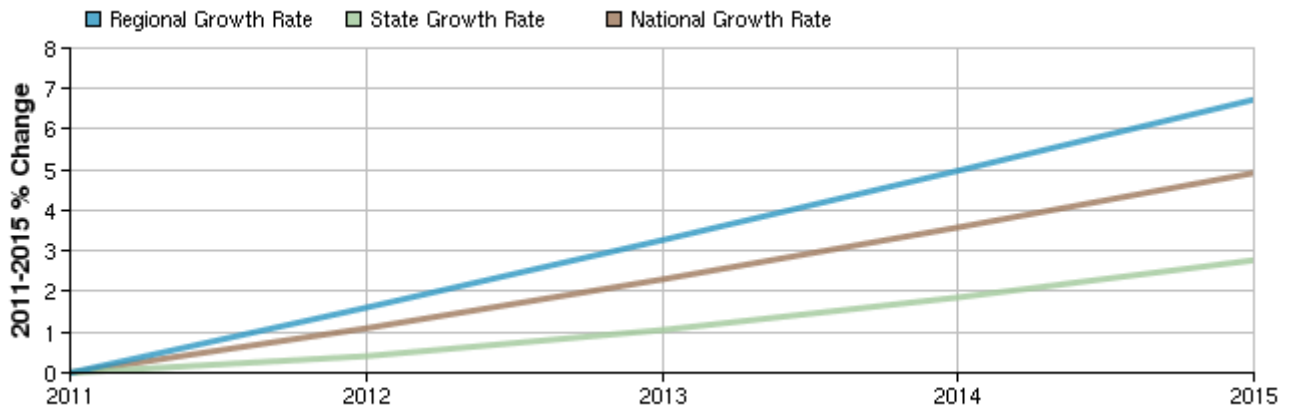
## Selected Occupations

Occupation	Education Level
Sheet metal workers (SOC 47-2211)	Long-term on-the-job training
Heating, air conditioning, and refrigeration mechanics and installers (SOC 49-9021)	Long-term on-the-job training

## Executive Summary

Basic Information	
2011 Occupational Jobs	466
2015 Occupational Jobs	497
Total Change	31
Total % Change	6.87%
Openings	71
2011 Median Hourly Earnings	\$18.97

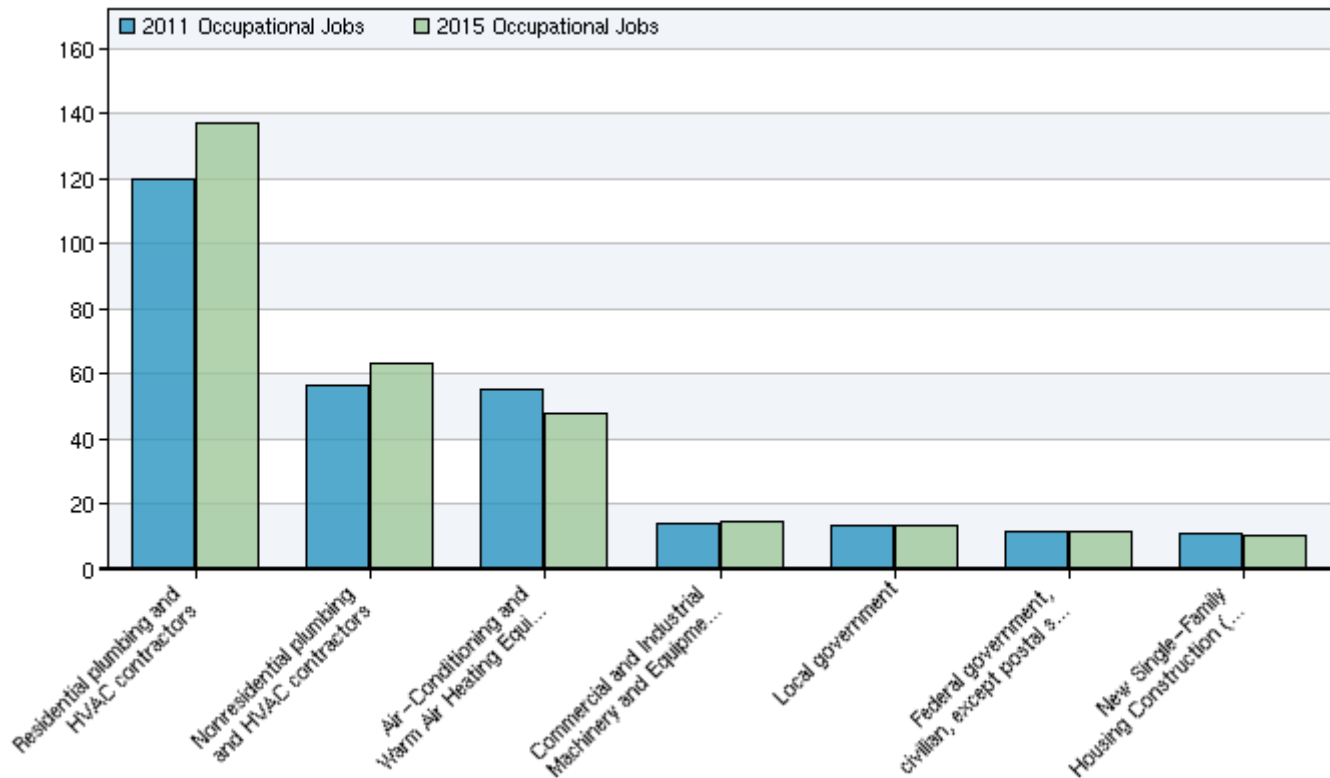
## Occupational Change Summary



Region	2011 Jobs	2015 Jobs	Change	% Change	Openings	2011 Median Hourly Earnings
Regional Total	466	497	31	7%	71	\$18.97
State Total	9,859	10,132	273	3%	1,166	\$20.93
National Total	473,722	497,038	23,316	5%	63,160	\$19.47

Source: EMSI Complete Employment - 2011.3

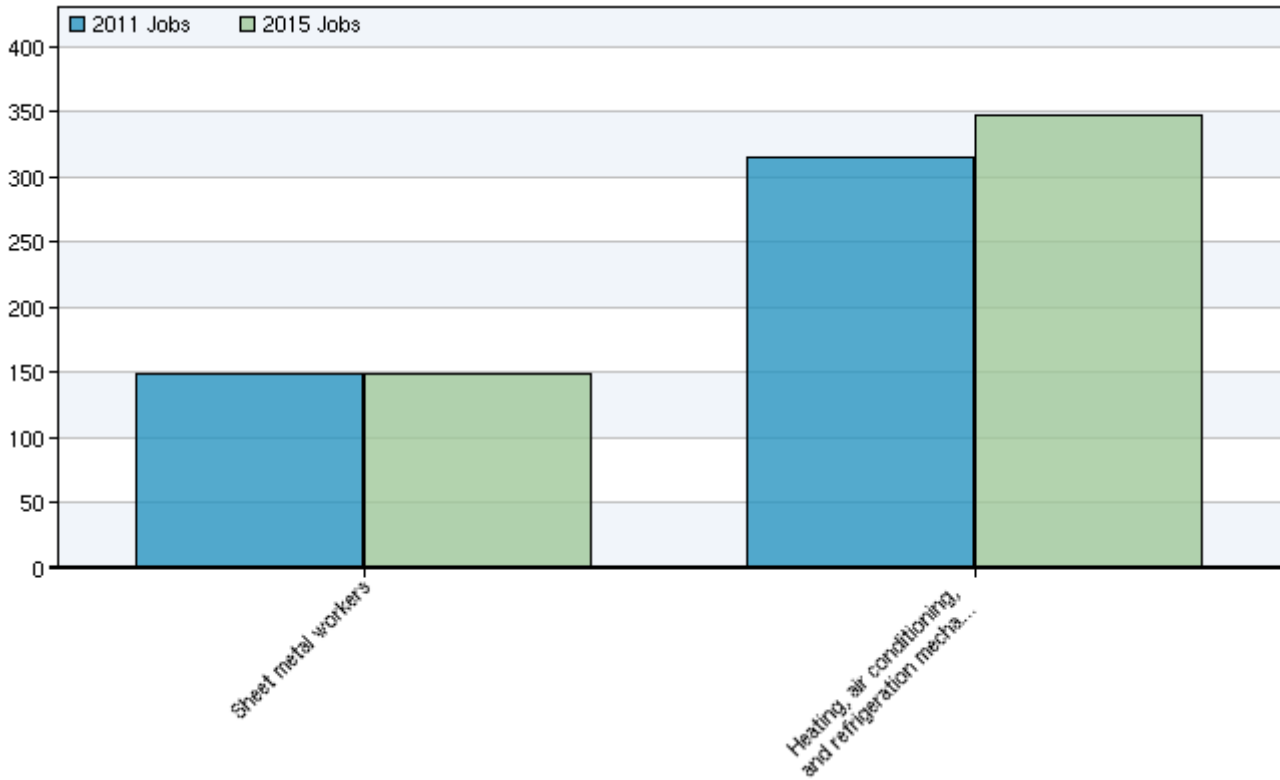
## Top Industries for Selected Occupations



NAICS Code	Name	2011 Jobs	2015 Jobs	Change	% Change
238221	Residential plumbing and HVAC contractors	120	137	17	14%
238222	Nonresidential plumbing and HVAC contractors	56	63	7	13%
333415	Air-Conditioning and Warm Air Heating Equipment and Commercial and Industrial Refrigeration Equipment Manufacturing	55	48	-7	-13%
811310	Commercial and Industrial Machinery and Equipment (except Automotive and Electronic) Repair and Maintenance	14	14	0	0%
930000	Local government	13	13	0	0%
911000	Federal government, civilian, except postal service	12	12	0	0%
236115	New Single-Family Housing Construction (except Operative Builders)	11	11	0	0%

Source: EMSI Complete Employment - 2011.3

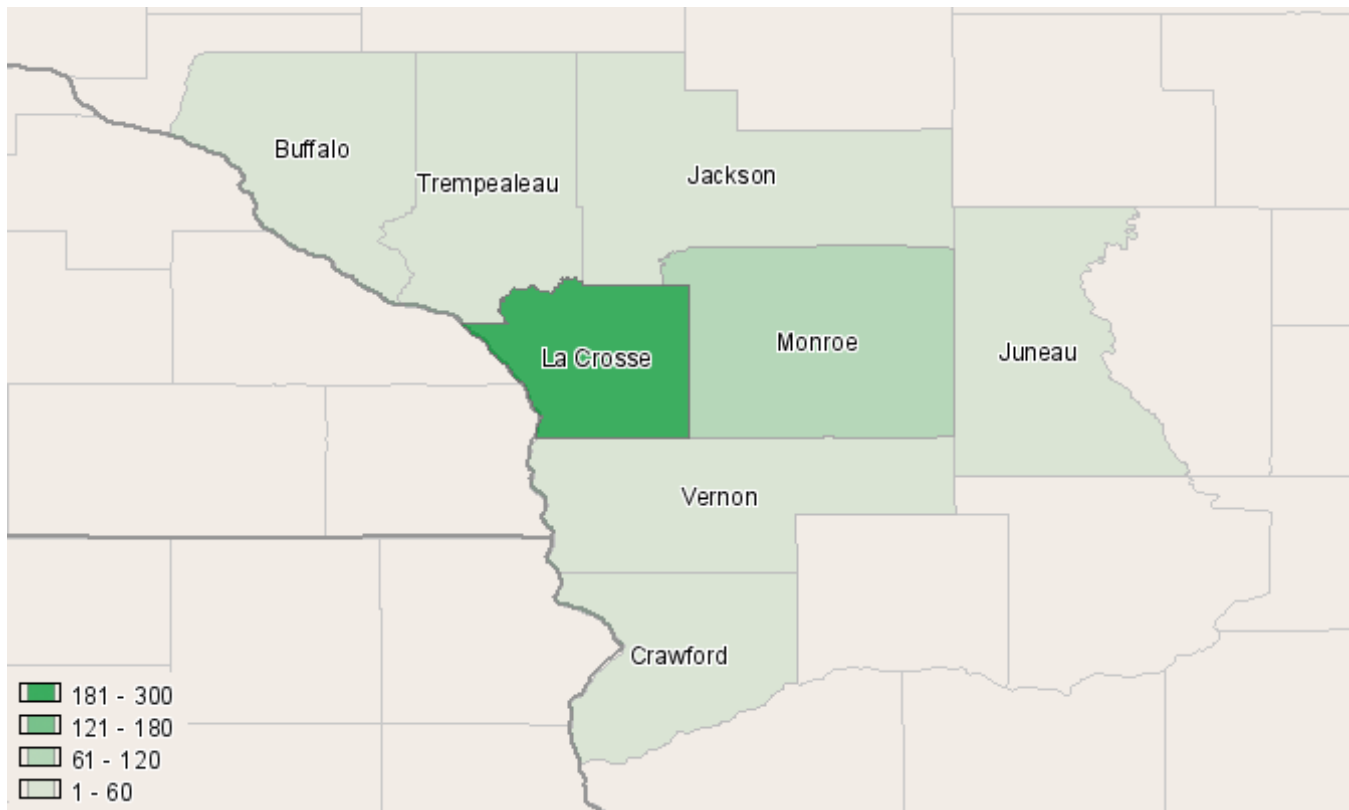
## Occupational Breakdown



SOC Code	Description	2011 Jobs	2015 Jobs	Openings	2011 Median Hourly Earnings
47-2211	Sheet metal workers	150	150	18	\$18.94
49-9021	Heating, air conditioning, and refrigeration mechanics and installers	316	348	53	\$18.99
	Total	466	497	71	\$18.97

Source: EMSI Complete Employment - 2011.3

## Occupation Distribution



County	2011 Jobs
La Crosse, WI (55063)	224
Monroe, WI (55081)	68
Juneau, WI (55057)	60
Buffalo, WI (55011)	25
Vernon, WI (55123)	24
Trempealeau, WI (55121)	24
Jackson, WI (55053)	22
Crawford, WI (55023)	19

Source: EMSI Complete Employment - 2011.3

## Three Year Graduate Employers

---

### Air Conditioning, Heating, and Refrigeration Technology

#### 2007-2008

Graduates	7
Graduates Responding	7
<b>Employed in Related Occupations</b>	<b>5</b>
Employed in Non-Related Occupations	1
Seeking Employment	1
Not in Labor Market	0

Laboratory Technician	Trane Company, La Crosse, WI
Service Technician	Badger Heating & A/C, Stevens Point, WI
Technician	Trane Company, La Crosse, WI
Refrigeration Technician	To Be Cool, Madison, WI
Research & Development	Trane Company, La Crosse, WI

#### 2008-2009

Graduates	7
Graduates Responding	7
<b>Employed in Related Occupations</b>	<b>6</b>
Employed in Non-Related Occupations	1
Seeking Employment	0
Not in Labor Market	0

HVAC Engineer	Trane Company, La Crosse, WI
HVAC Service Tech	North American Mechanical, Inc., De Forest, WI
HVAC Service Tech	Rohde Brothers Inc., Plymouth, WI
HVACR Service Tech	Schomburg Refrigeration, Onalaska, WI
Service Tech	WHV, Winona, MN
Service Tech	Winona Heating and Ventilating, Winona, MN

#### 2009-2010

Graduates	4
Graduates Responding	3
<b>Employed in Related Occupations</b>	<b>2</b>
Employed in Non-Related Occupations	0
Seeking Employment	0
Not in Labor Market	0
Continuing Education	1

Energy Analyst	Kwik Trip, La Crosse, WI
HVACR Installer	Cary Heating and Air Conditioning, La Crosse, WI

## **Region Information**

### **Region: Western Technical College District**

Description: Western District Counties

County Areas: Buffalo, Wisconsin (55011), Crawford, Wisconsin (55023), Jackson, Wisconsin (55053), Juneau, Wisconsin (55057), La Crosse, Wisconsin (55063), Monroe, Wisconsin (55081), Trempealeau, Wisconsin (55121), Vernon, Wisconsin (55123)

## **Data Sources and Calculations**

### **Industry Data**

In order to capture a complete picture of industry employment, EMSI basically combines covered employment data from Quarterly Census of Employment and Wages (QCEW) produced by the Department of Labor with total employment data in Regional Economic Information System (REIS) published by the Bureau of Economic Analysis (BEA), augmented with County Business Patterns (CBP) and Non-employer Statistics (NES) published by the U.S. Census Bureau. Projections are based on the latest available EMSI industry data, 15-year past local trends in each industry, growth rates in statewide and (where available) sub-state area industry projections published by individual state agencies, and (in part) growth rates in national projections from the Bureau of Labor Statistics.

### **Occupational Data**

Organizing regional employment information by occupation provides a workforce-oriented view of the regional economy. EMSI's occupation data are based on EMSI's industry data and regional staffing patterns taken from the Occupational Employment Statistics program (U.S. Bureau of Labor Statistics). Wage information is partially derived from the American Community Survey. The occupation-to-program (SOC-to-CIP) crosswalk is based on one from the U.S. Department of Education, with customizations by EMSI.

### **State Data Sources**

This report uses state data from the following agencies:

- Wisconsin Department of Workforce Development
- Bureau of Workforce Information