

Bio-Medical Electronics

Five Year Trend

Five Year Enrollment Change	47.8%		FY 2008 FTEs	31.16
Five Year FTEs Change	37.0%		FY 2009 FTEs	36.30
Five Year Graduate Change	0.0%		FY 2010 FTEs	42.63
FY 2007 Enrollee	46		FY 2011 FTEs	42.60
FY 2008 Enrollee	42		FY 2007 Graduate	12
FY 2009 Enrollee	56		FY 2008 Graduate	5
FY 2010 Enrollee	75		FY 2009 Graduate	9
FY 2011 Enrollee	68		FY 2010 Graduate	12
FY 2007 FTEs	31.09		FY 2011 Graduate	12

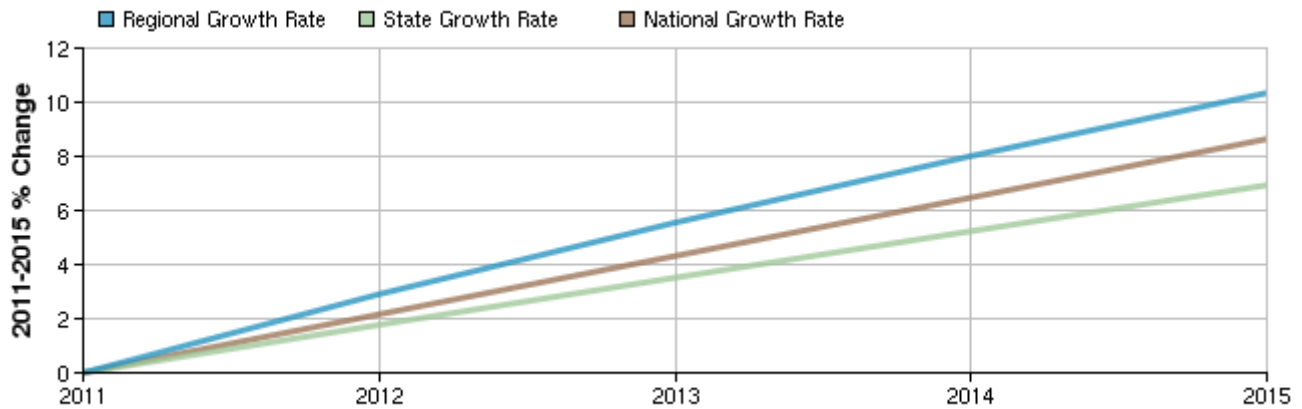
Selected Occupations

Occupation	Education Level
Medical equipment repairers (SOC 49-9062)	Associate's degree

Executive Summary

Basic Information	
2011 Occupational Jobs	35
2015 Occupational Jobs	39
Total Change	4
Total % Change	11.32%
Openings	8
2011 Median Hourly Earnings	\$19.17

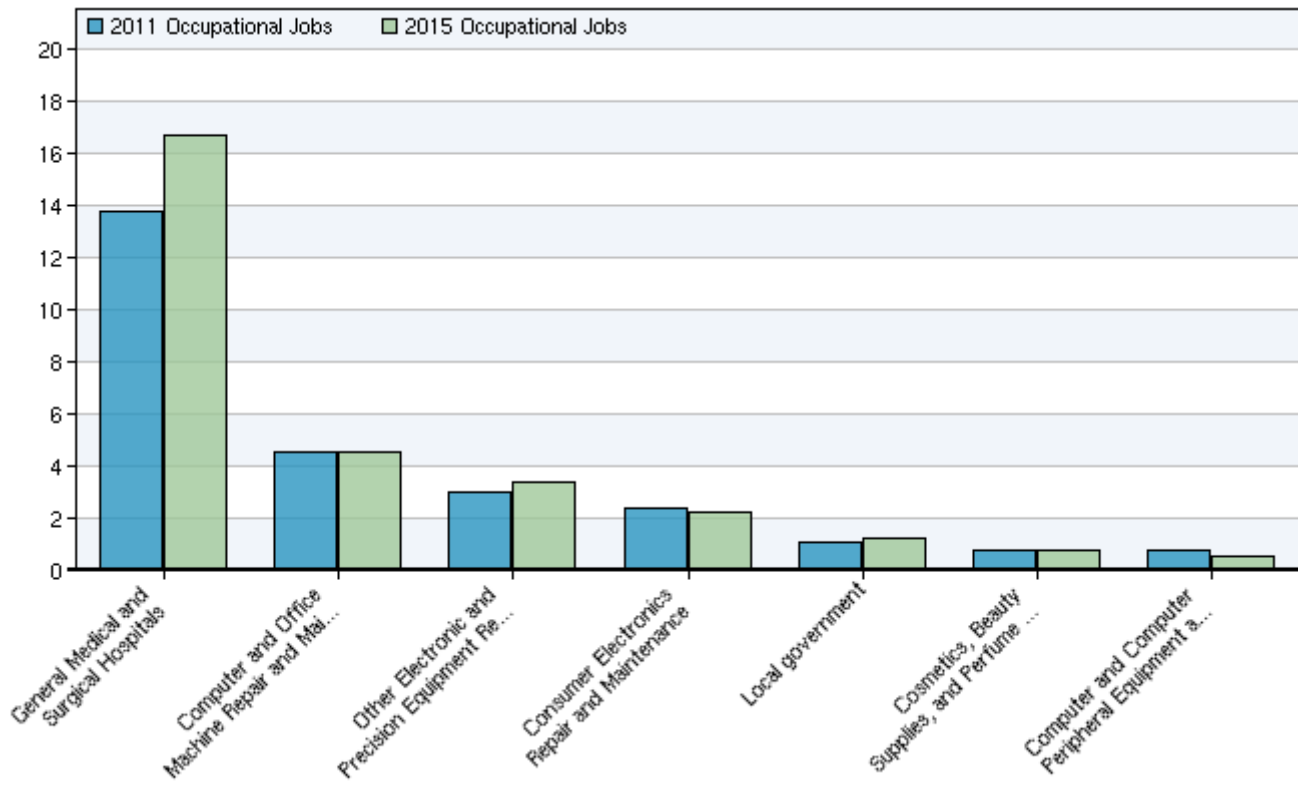
Occupational Change Summary



Region	2011 Jobs	2015 Jobs	Change	% Change	Openings	2011 Median Hourly Earnings
Regional Total	35	39	4	11%	8	\$19.17
State Total	1,224	1,308	84	7%	226	\$22.63
National Total	45,134	49,034	3,900	9%	9,162	\$19.47

Source: EMSI Complete Employment - 2011.3

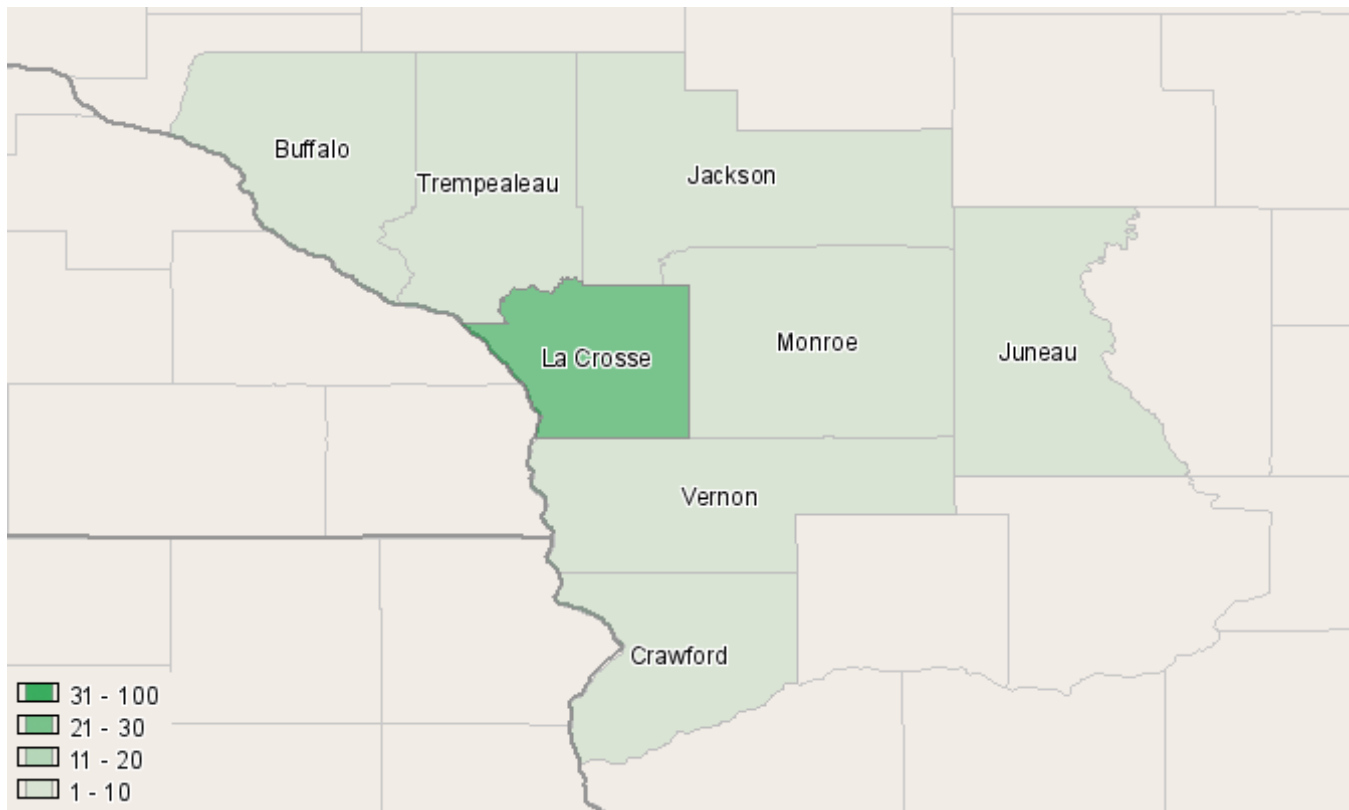
Top Industries for Selected Occupation



NAICS Code	Name	2011 Jobs	2015 Jobs	Change	% Change
622110	General Medical and Surgical Hospitals	14	17	3	21%
811212	Computer and Office Machine Repair and Maintenance	<10	<10	--	--
811219	Other Electronic and Precision Equipment Repair and Maintenance	<10	<10	--	--
811211	Consumer Electronics Repair and Maintenance	<10	<10	--	--
930000	Local government	<10	<10	--	--
446120	Cosmetics, Beauty Supplies, and Perfume Stores	<10	<10	--	--
423430	Computer and Computer Peripheral Equipment and Software Merchant Wholesalers	<10	<10	--	--

Source: EMSI Complete Employment - 2011.3

Occupation Distribution



County	2011 Jobs
La Crosse, WI (55063)	22
Monroe, WI (55081)	<10
Juneau, WI (55057)	<10
Trempealeau, WI (55121)	<10
Vernon, WI (55123)	<10
Crawford, WI (55023)	<10
Buffalo, WI (55011)	<10
Jackson, WI (55053)	<10

Source: EMSI Complete Employment - 2011.3

Three Year Graduate Employers

Bio-Medical Electronics

2007-2008

Graduates	6
Graduates Responding	5
Employed in Related Occupations	5
Employed in Non-Related Occupations	0
Seeking Employment	0
Not in Labor Market	0

Bio-med Tech 1	Mercy Health System, Janesville, WI
Bio-med Electronic Tech	Winona Heath Care, Winona, MN
Customer Service Engineer	Toshiba, Unknown
Clinical Engineer	SSM Healthcare, Madison, WI
Bio-med Tech	Luther Midelfort, Eau Claire, WI

2008-2009

Graduates	11
Graduates Responding	10
Employed in Related Occupations	8
Employed in Non-Related Occupations	0
Seeking Employment	2
Not in Labor Market	0

Bio-Med Technician	Luther Hospital, Eau Claire, WI
Bio-Med Technician 2	Mercy Medical Center, Oshkosh, WI
Certified Biomedical Equipment Technician	Winona Health, Winona, MN
Customer Service Engineer	Siemens Medical Solutions, Waukesha, WI
Field Service Engineer	Northern X-Ray Co., Minneapolis, MN
Field Service Engineer	NXC Imaging, South Minneapolis, MN
Medical Service Engineer	XC Imaging, Minneapolis, MN
Service Rep.	Doctors Oxygen Service

2009-2010

Graduates	12
Graduates Responding	11
Employed in Related Occupations	11
Employed in Non-Related Occupations	0
Seeking Employment	0
Not in Labor Market	0
Continuing Education	0

Bio-Medical Technician	Ministry Health Care, Woodruff, WI (2)
Bio-Medical Technician	ACT Services, St. Paul, MN (2)
Bio-Medical Technician	Luther Hospital, Eau Claire, WI
Bio-Medical Technician	Pro Health Care Inc., Waukesha, WI
Biomed I	Regional West Medical Center, Scottsbluff, NE
Bio-Medical Electronics Tech	St. Vincent Hospital, Green Bay, WI
EMET 1	OSF Medical Center, Peoria, IL
Lead BMET	Tomah Memorial Hospital, Tomah, WI
Service Tech	Henry Shein, Oklahoma City, OK

Region Information

Region: Western Technical College District

Description: Western District Counties

County Areas: Buffalo, Wisconsin (55011), Crawford, Wisconsin (55023), Jackson, Wisconsin (55053), Juneau, Wisconsin (55057), La Crosse, Wisconsin (55063), Monroe, Wisconsin (55081), Trempealeau, Wisconsin (55121), Vernon, Wisconsin (55123)

Data Sources and Calculations

Industry Data

In order to capture a complete picture of industry employment, EMSI basically combines covered employment data from Quarterly Census of Employment and Wages (QCEW) produced by the Department of Labor with total employment data in Regional Economic Information System (REIS) published by the Bureau of Economic Analysis (BEA), augmented with County Business Patterns (CBP) and Non-employer Statistics (NES) published by the U.S. Census Bureau. Projections are based on the latest available EMSI industry data, 15-year past local trends in each industry, growth rates in statewide and (where available) sub-state area industry projections published by individual state agencies, and (in part) growth rates in national projections from the Bureau of Labor Statistics.

Occupational Data

Organizing regional employment information by occupation provides a workforce-oriented view of the regional economy. EMSI's occupation data are based on EMSI's industry data and regional staffing patterns taken from the Occupational Employment Statistics program (U.S. Bureau of Labor Statistics). Wage information is partially derived from the American Community Survey. The occupation-to-program (SOC-to-CIP) crosswalk is based on one from the U.S. Department of Education, with customizations by EMSI.

State Data Sources

This report uses state data from the following agencies:

- Wisconsin Department of Workforce Development
- Bureau of Workforce Information