

# Central Service Technician

## Five Year Trend

Five Year Enrollment Change	54.5%		FY 2008 FTEs	6.00
Five Year FTEs Change	8.3%		FY 2009 FTEs	3.27
Five Year Graduate Change	100.0%		FY 2010 FTEs	0.80
FY 2007 Enrollee	11		FY 2011 FTEs	4.37
FY 2008 Enrollee	15		FY 2007 Graduate	6
FY 2009 Enrollee	13		FY 2008 Graduate	11
FY 2010 Enrollee	7		FY 2009 Graduate	8
FY 2011 Enrollee	17		FY 2010 Graduate	2
FY 2007 FTEs	4.03		FY 2011 Graduate	12

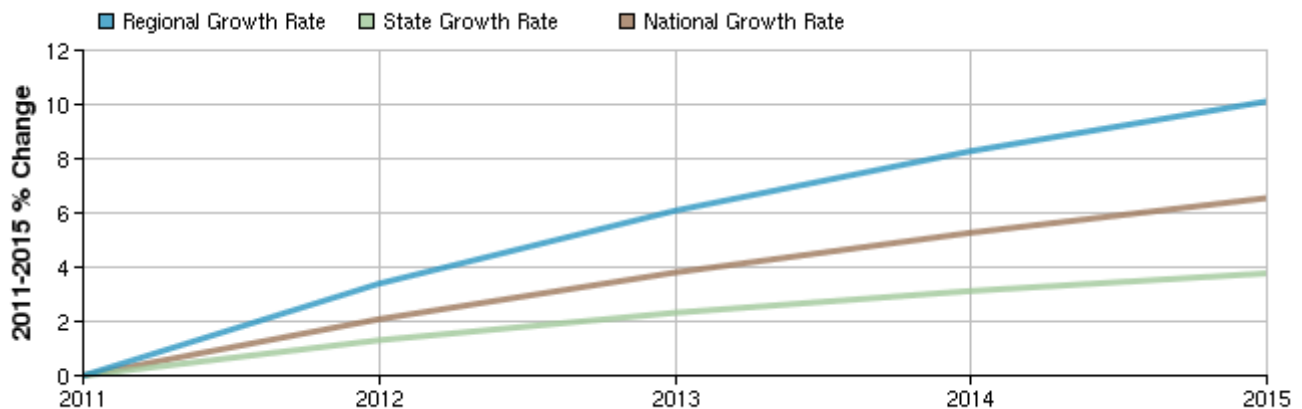
## Selected Occupations

Occupation	Education Level
Medical equipment preparers (SOC 31-9093)	Short-term on-the-job training

## Executive Summary

Basic Information	
2011 Occupational Jobs	54
2015 Occupational Jobs	60
Total Change	6
Total % Change	11.07%
Openings	8
2011 Median Hourly Earnings	\$14.15

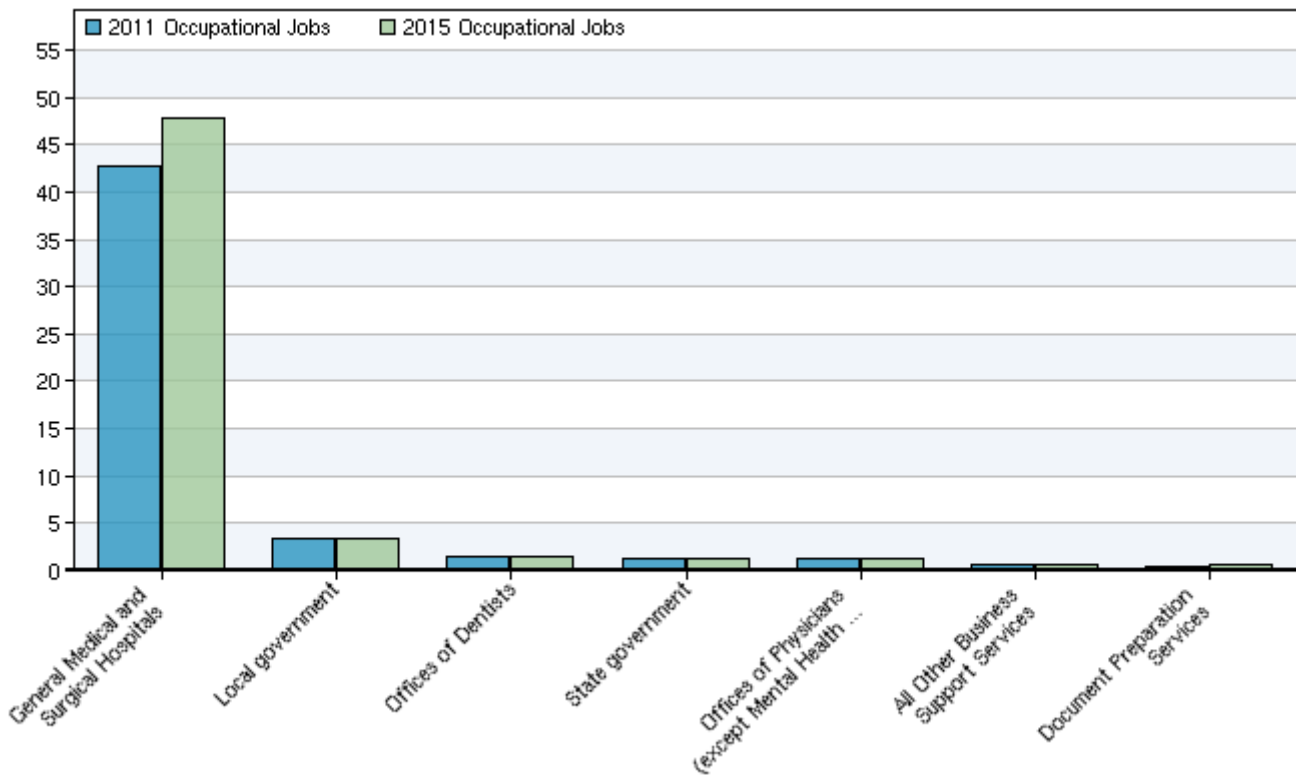
## Occupational Change Summary



Region	2011 Jobs	2015 Jobs	Change	% Change	Openings	2011 Median Hourly Earnings
Regional Total	54	60	6	11%	8	\$14.15
State Total	1,325	1,375	50	4%	111	\$13.83
National Total	51,053	54,396	3,343	7%	5,701	\$14.06

Source: EMSI Complete Employment - 2011.3

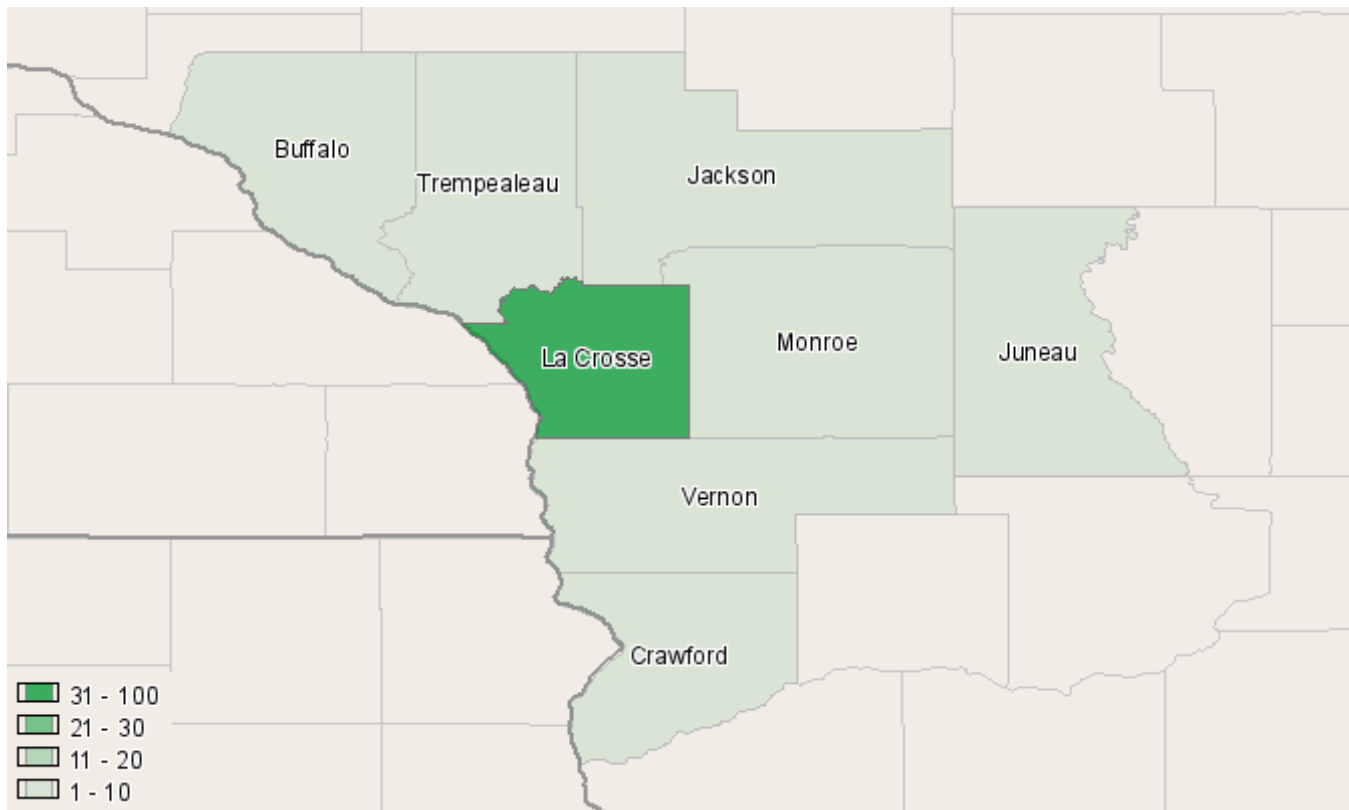
## Top Industries for Selected Occupation



NAICS Code	Name	2011 Jobs	2015 Jobs	Change	% Change
622110	General Medical and Surgical Hospitals	43	48	5	12%
930000	Local government	<10	<10	--	--
621210	Offices of Dentists	<10	<10	--	--
920000	State government	<10	<10	--	--
621111	Offices of Physicians (except Mental Health Specialists)	<10	<10	--	--
561499	All Other Business Support Services	<10	<10	--	--
561410	Document Preparation Services	<10	<10	--	--

Source: EMSI Complete Employment - 2011.3

## Occupation Distribution



County	2011 Jobs
La Crosse, WI (55063)	34
Juneau, WI (55057)	<10
Monroe, WI (55081)	<10
Vernon, WI (55123)	<10
Jackson, WI (55053)	<10
Trempealeau, WI (55121)	<10
Crawford, WI (55023)	<10
Buffalo, WI (55011)	<10

Source: EMSI Complete Employment - 2011.3

## Three Year Graduate Employers

---

### Central Service Technician

#### 2007-2008

Graduates	12
Graduates Responding	11
<b>Employed in Related Occupations</b>	<b>3</b>
Employed in Non-Related Occupations	1
Seeking Employment	0
Not in Labor Market	7

Central Service Technician

Franciscan Skemp, La Crosse, WI

Central Service Technician

Gundersen Lutheran, La Crosse, WI (2)

#### 2008-2009

Graduates	9
Graduates Responding	6
<b>Employed in Related Occupations</b>	<b>1</b>
Employed in Non-Related Occupations	3
Seeking Employment	0
Not in Labor Market	2

**No employer information available**

#### 2009-2010

Graduates	2
Graduates Responding	0
<b>Employed in Related Occupations</b>	<b>0</b>
Employed in Non-Related Occupations	0
Seeking Employment	0
Continuing Education	0
Not in Labor Market	0

**No employer information available**

## **Region Information**

### **Region: Western Technical College District**

Description: Western District Counties

County Areas: Buffalo, Wisconsin (55011), Crawford, Wisconsin (55023), Jackson, Wisconsin (55053), Juneau, Wisconsin (55057), La Crosse, Wisconsin (55063), Monroe, Wisconsin (55081), Trempealeau, Wisconsin (55121), Vernon, Wisconsin (55123)

## **Data Sources and Calculations**

### **Industry Data**

In order to capture a complete picture of industry employment, EMSI basically combines covered employment data from Quarterly Census of Employment and Wages (QCEW) produced by the Department of Labor with total employment data in Regional Economic Information System (REIS) published by the Bureau of Economic Analysis (BEA), augmented with County Business Patterns (CBP) and Non-employer Statistics (NES) published by the U.S. Census Bureau. Projections are based on the latest available EMSI industry data, 15-year past local trends in each industry, growth rates in statewide and (where available) sub-state area industry projections published by individual state agencies, and (in part) growth rates in national projections from the Bureau of Labor Statistics.

### **Occupational Data**

Organizing regional employment information by occupation provides a workforce-oriented view of the regional economy. EMSI's occupation data are based on EMSI's industry data and regional staffing patterns taken from the Occupational Employment Statistics program (U.S. Bureau of Labor Statistics). Wage information is partially derived from the American Community Survey. The occupation-to-program (SOC-to-CIP) crosswalk is based on one from the U.S. Department of Education, with customizations by EMSI.

### **State Data Sources**

This report uses state data from the following agencies:

- Wisconsin Department of Workforce Development
- Bureau of Workforce Information