

Criminal Justice

Five Year Trend

Five Year Enrollment Change	12.7%		FY 2008 FTEs	119.90
Five Year FTEs Change	6.0%		FY 2009 FTEs	128.87
Five Year Graduate Change	-38.2%		FY 2010 FTEs	134.70
FY 2007 Enrollee	204		FY 2011 FTEs	135.87
FY 2008 Enrollee	182		FY 2007 Graduate	34
FY 2009 Enrollee	200		FY 2008 Graduate	29
FY 2010 Enrollee	232		FY 2009 Graduate	30
FY 2011 Enrollee	230		FY 2010 Graduate	29
FY 2007 FTEs	128.14		FY 2011 Graduate	21

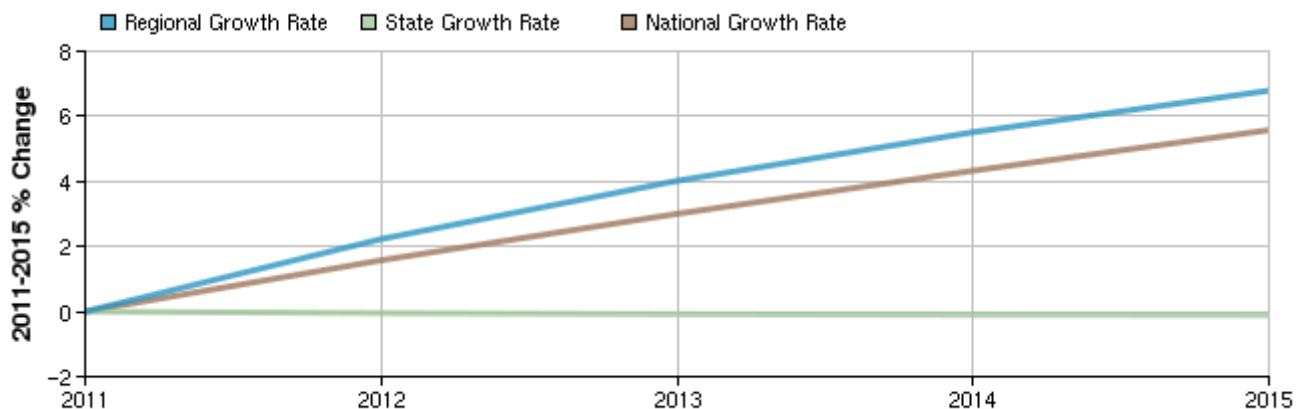
Selected Occupations

Occupation	Education Level
Correctional officers and jailers (SOC 33-3012)	Moderate-term on-the-job training
Police and sheriff's patrol officers (SOC 33-3051)	Long-term on-the-job training
Security guards (SOC 33-9032)	Short-term on-the-job training

Executive Summary

Basic Information	
2011 Occupational Jobs	1,733
2015 Occupational Jobs	1,851
Total Change	118
Total % Change	6.75%
Openings	277
2011 Median Hourly Earnings	\$18.28

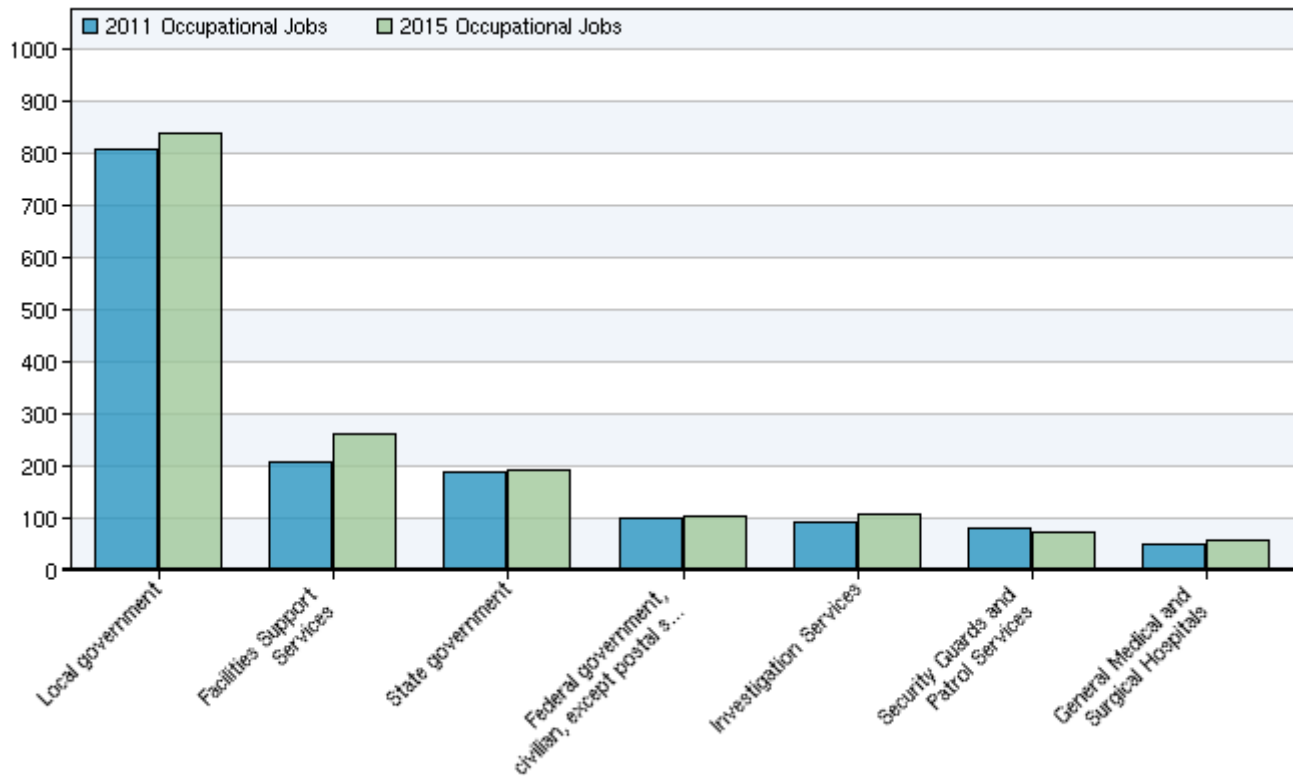
Occupational Change Summary



Region	2011 Jobs	2015 Jobs	Change	% Change	Openings	2011 Median Hourly Earnings
Regional Total	1,733	1,851	118	7%	277	\$18.28
State Total	31,026	30,993	-33	0%	3,463	\$18.98
National Total	2,152,964	2,273,016	120,052	6%	322,480	\$16.90

Source: EMSI Complete Employment - 2011.3

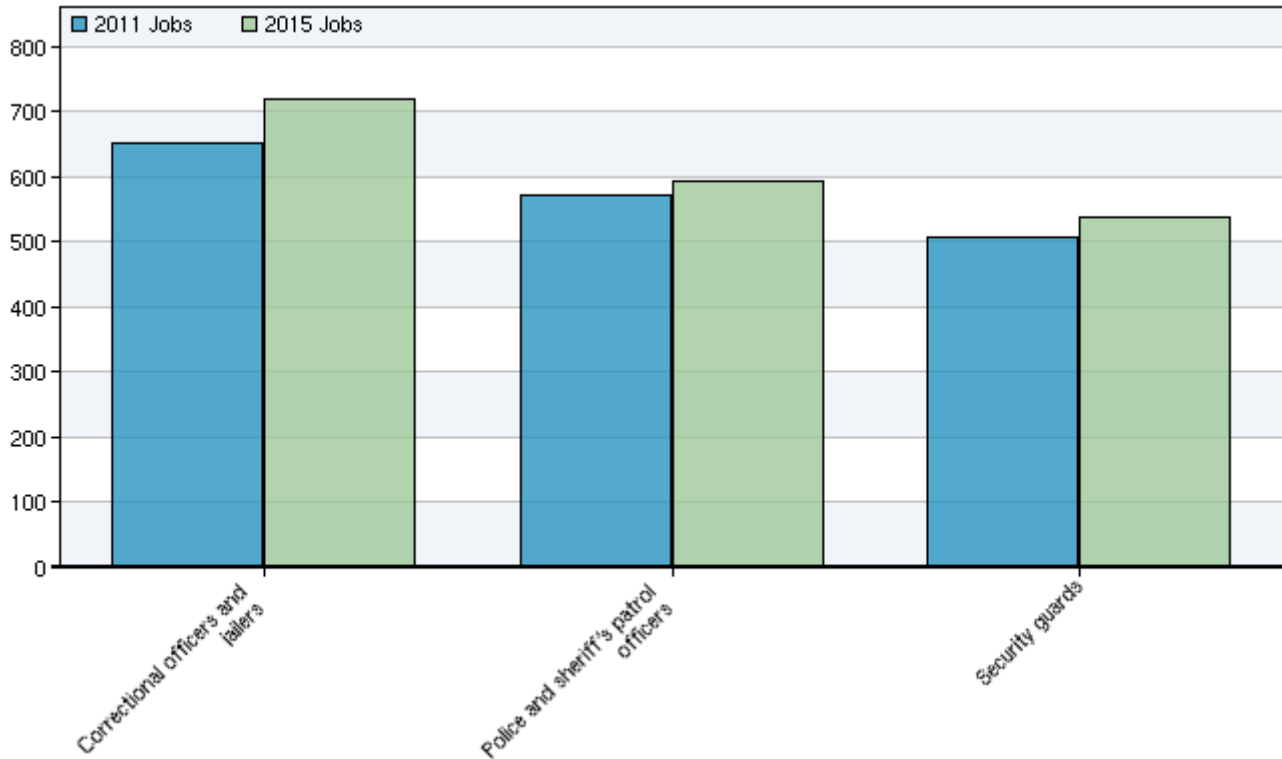
Top Industries for Selected Occupations



NAICS Code	Name	2011 Jobs	2015 Jobs	Change	% Change
930000	Local government	806	837	31	4%
561210	Facilities Support Services	210	263	53	25%
920000	State government	187	193	6	3%
911000	Federal government, civilian, except postal service	100	103	3	3%
561611	Investigation Services	94	107	13	14%
561612	Security Guards and Patrol Services	79	72	-7	-9%
622110	General Medical and Surgical Hospitals	51	57	6	12%

Source: EMSI Complete Employment - 2011.3

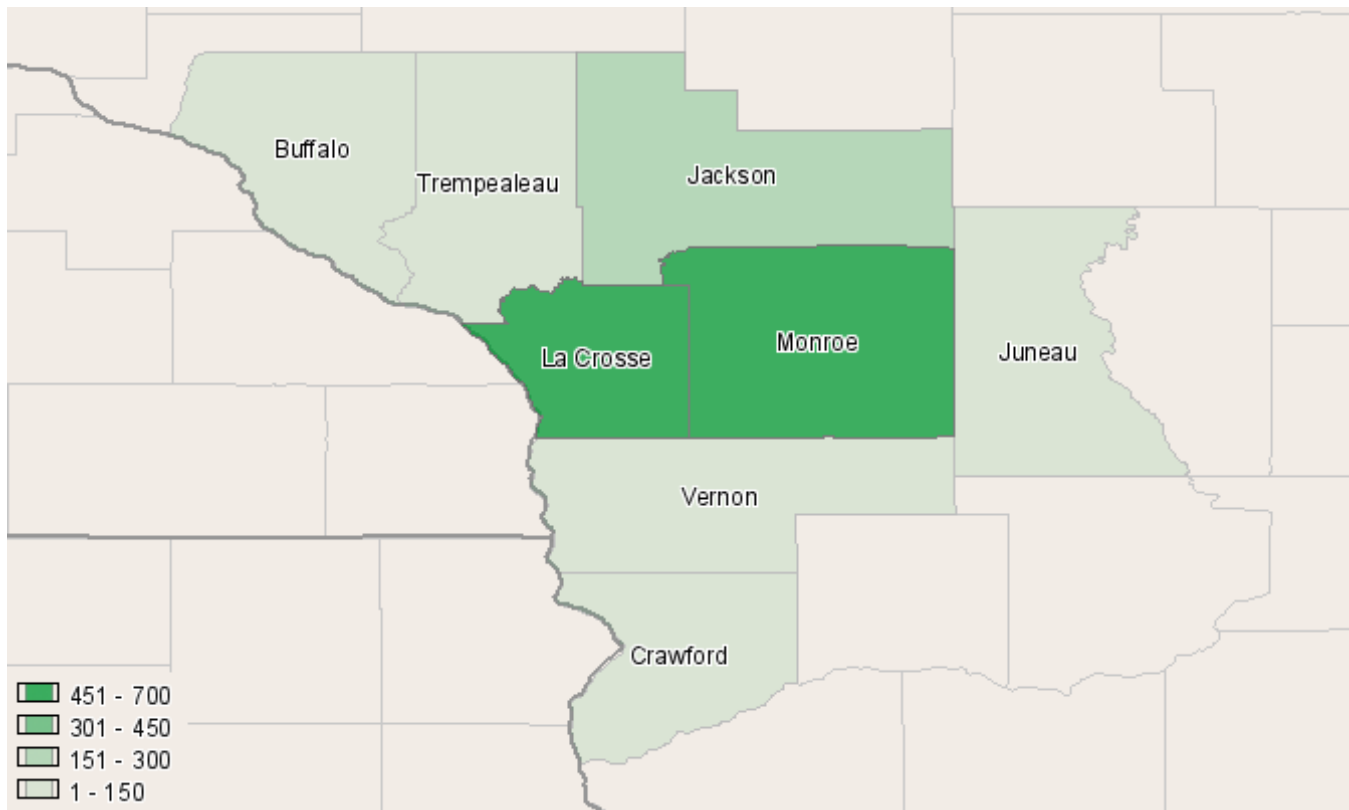
Occupational Breakdown



SOC Code	Description	2011 Jobs	2015 Jobs	Openings	2011 Median Hourly Earnings
33-3012	Correctional officers and jailers	653	719	125	\$21.71
33-3051	Police and sheriff's patrol officers	572	594	82	\$21.78
33-9032	Security guards	508	537	71	\$9.94
	Total	1,733	1,851	277	\$18.28

Source: EMSI Complete Employment - 2011.3

Occupation Distribution



County	2011 Jobs
La Crosse, WI (55063)	607
Monroe, WI (55081)	484
Jackson, WI (55053)	173
Vernon, WI (55123)	130
Juneau, WI (55057)	108
Trempealeau, WI (55121)	86
Crawford, WI (55023)	85
Buffalo, WI (55011)	61

Source: EMSI Complete Employment - 2011.3

Three Year Graduate Employers

Criminal Justice-Law Enforcement

2007-2008

Graduates	29
Graduates Responding	23
Employed in Related Occupations	17
Employed in Non-Related Occupations	1
Seeking Employment	2
Not in Labor Market	3

Police Officer	Grafton Police Dept, Grafton, WI
Deputy Sheriff	Juneau Co Sheriff's Office, Mauston, WI
Police Officer	Westby Police Dept, Westby, WI
Police Officer	Greenwood City Police Dept, Greenwood, WI
Police Officer	Ontario Village Police Dept, Ontario, WI
Loss Prevention Investigator	Shopko, La Crosse, WI
Police Officer	Tomah Police Dept, Tomah, WI
Jailer	La Crosse County Jail, La Crosse, WI
Deputy Sheriff	Green Co Sheriff's Dept, Monroe, WI
Loss Prevention	Mills Fleet Farm, Winona, MN
Security	Gundersen Lutheran, La Crosse, WI
Licensed Private Investigator	Attoe-Watson, Madison, WI
Security Forces	Volk Field Security, Camp Douglas, WI
Police Officer	City Of Onalaska, Onalaska, WI
Police Officer- Part Time	Stoddard Police Dept., Stoddard, WI
Police Officer	Onalaska Police Department, Onalaska, WI
Dispatcher & Jailer	Buffalo Co Sheriff's Dept, Alma, WI

2008-2009

Graduates	32
Graduates Responding	23
Employed in Related Occupations	7
Employed in Non-Related Occupations	8
Seeking Employment	8
Not in Labor Market	0

Deputy	Dunn County Sheriff's Department, Menomonie, WI
Deputy Sheriff	Monroe County, Sparta, WI
Deputy Sheriff/Police Officer	Vernon County Sheriffs and Coon Valley Police
Park Ranger/Conservation	WI DNR, River Falls, WI
Police Officer	Black River Falls Police Department, Black River Falls, WI
Police Officer	UWL Police Department, La Crosse, WI
Protection Associate	Wal-Mart, La Crosse, WI

2009-2010

Graduates	32
Graduates Responding	23
Employed in Related Occupations	12
Employed in Non-Related Occupations	6
Seeking Employment	2
Not in Labor Market	0
Continuing Education	3

Correctional Officer	Vernon County Sheriff, Viroqua, WI
Deputy Sheriff	Vernon County Sheriff, Viroqua, WI
Jailer	La Crosse County, La Crosse, WI
Police Officer	Arcadia Police, Arcadia, WI
Police Officer	Hillsboro Police Dept, Hillsboro, WI (3)
Police Officer	Prairie du Chien Police Dept, Prairie du Chien, WI
Security Officer	Clairon Security LLC, Memphis, TN
Security Officer	Ho-Chunk Gaming, Black River Falls, WI
Security Officer	O'Brien and Associates, Holmen, WI
Asset Protection	Wal-Mart, Tomah WI

Region Information

Region: Western Technical College District

Description: Western District Counties

County Areas: Buffalo, Wisconsin (55011), Crawford, Wisconsin (55023), Jackson, Wisconsin (55053), Juneau, Wisconsin (55057), La Crosse, Wisconsin (55063), Monroe, Wisconsin (55081), Trempealeau, Wisconsin (55121), Vernon, Wisconsin (55123)

Data Sources and Calculations

Industry Data

In order to capture a complete picture of industry employment, EMSI basically combines covered employment data from Quarterly Census of Employment and Wages (QCEW) produced by the Department of Labor with total employment data in Regional Economic Information System (REIS) published by the Bureau of Economic Analysis (BEA), augmented with County Business Patterns (CBP) and Non-employer Statistics (NES) published by the U.S. Census Bureau. Projections are based on the latest available EMSI industry data, 15-year past local trends in each industry, growth rates in statewide and (where available) sub-state area industry projections published by individual state agencies, and (in part) growth rates in national projections from the Bureau of Labor Statistics.

Occupational Data

Organizing regional employment information by occupation provides a workforce-oriented view of the regional economy. EMSI's occupation data are based on EMSI's industry data and regional staffing patterns taken from the Occupational Employment Statistics program (U.S. Bureau of Labor Statistics). Wage information is partially derived from the American Community Survey. The occupation-to-program (SOC-to-CIP) crosswalk is based on one from the U.S. Department of Education, with customizations by EMSI.

State Data Sources

This report uses state data from the following agencies:

- Wisconsin Department of Workforce Development
- Bureau of Workforce Information