

# Dental Assistant

## Five Year Trend

Five Year Enrollment Change	7.3%		FY 2008 FTEs	29.00
Five Year FTEs Change	5.3%		FY 2009 FTEs	27.67
Five Year Graduate Change	0.0%		FY 2010 FTEs	33.20
FY 2007 Enrollee	41		FY 2011 FTEs	28.47
FY 2008 Enrollee	53		FY 2007 Graduate	18
FY 2009 Enrollee	45		FY 2008 Graduate	15
FY 2010 Enrollee	51		FY 2009 Graduate	19
FY 2011 Enrollee	44		FY 2010 Graduate	15
FY 2007 FTEs	27.04		FY 2011 Graduate	18

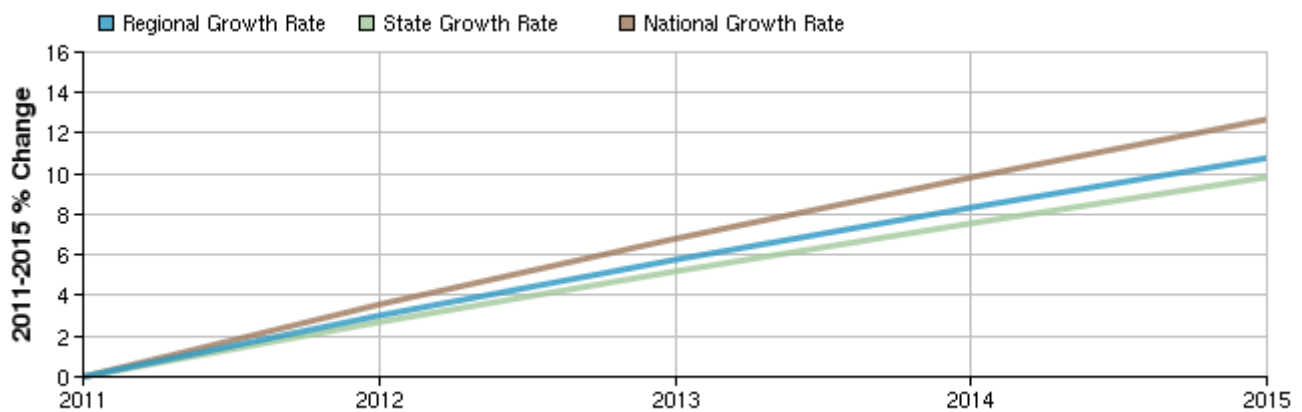
## Selected Occupations

Occupation	Education Level
Dental assistants (SOC 31-9091)	Moderate-term on-the-job training

## Executive Summary

Basic Information	
2011 Occupational Jobs	295
2015 Occupational Jobs	327
Total Change	32
Total % Change	10.85%
Openings	57
2011 Median Hourly Earnings	\$15.28

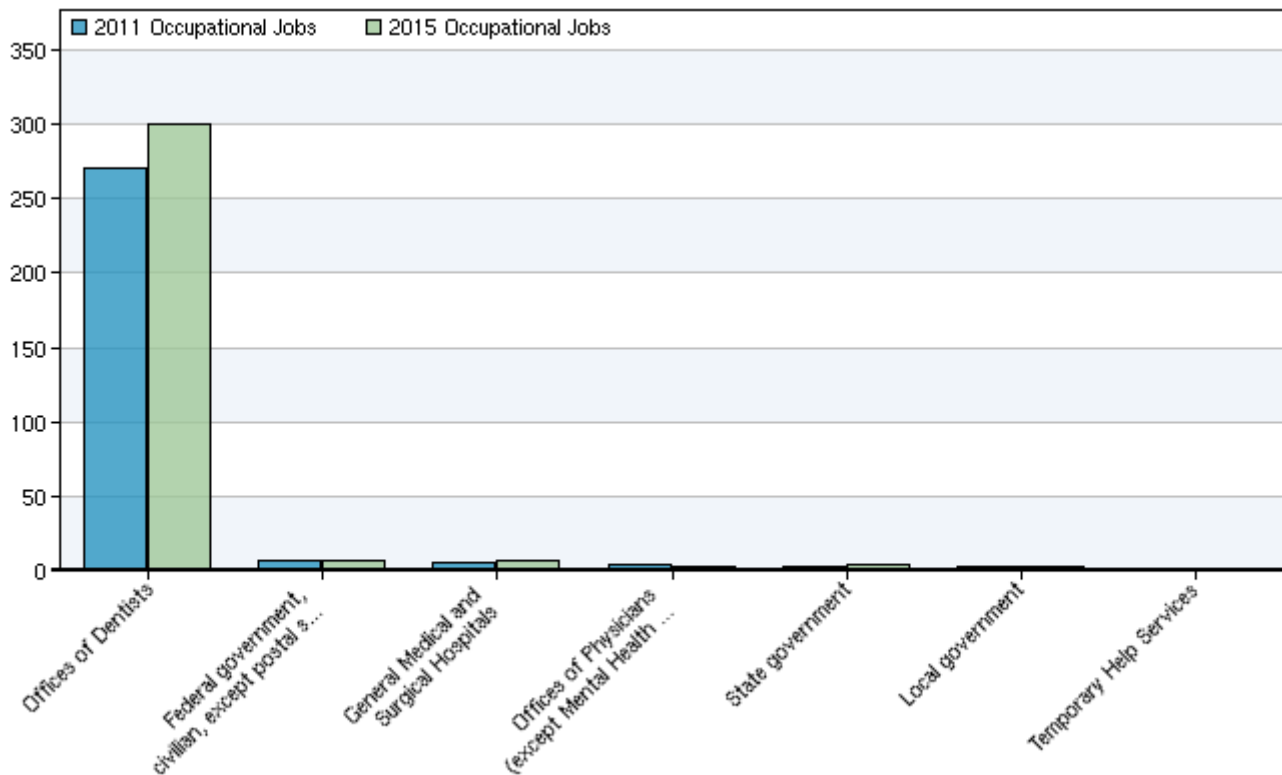
## Occupational Change Summary



Region	2011 Jobs	2015 Jobs	Change	% Change	Openings	2011 Median Hourly Earnings
Regional Total	295	327	32	11%	57	\$15.28
State Total	6,038	6,631	593	10%	1,072	\$15.96
National Total	300,179	338,260	38,081	13%	61,063	\$15.97

Source: EMSI Complete Employment - 2011.3

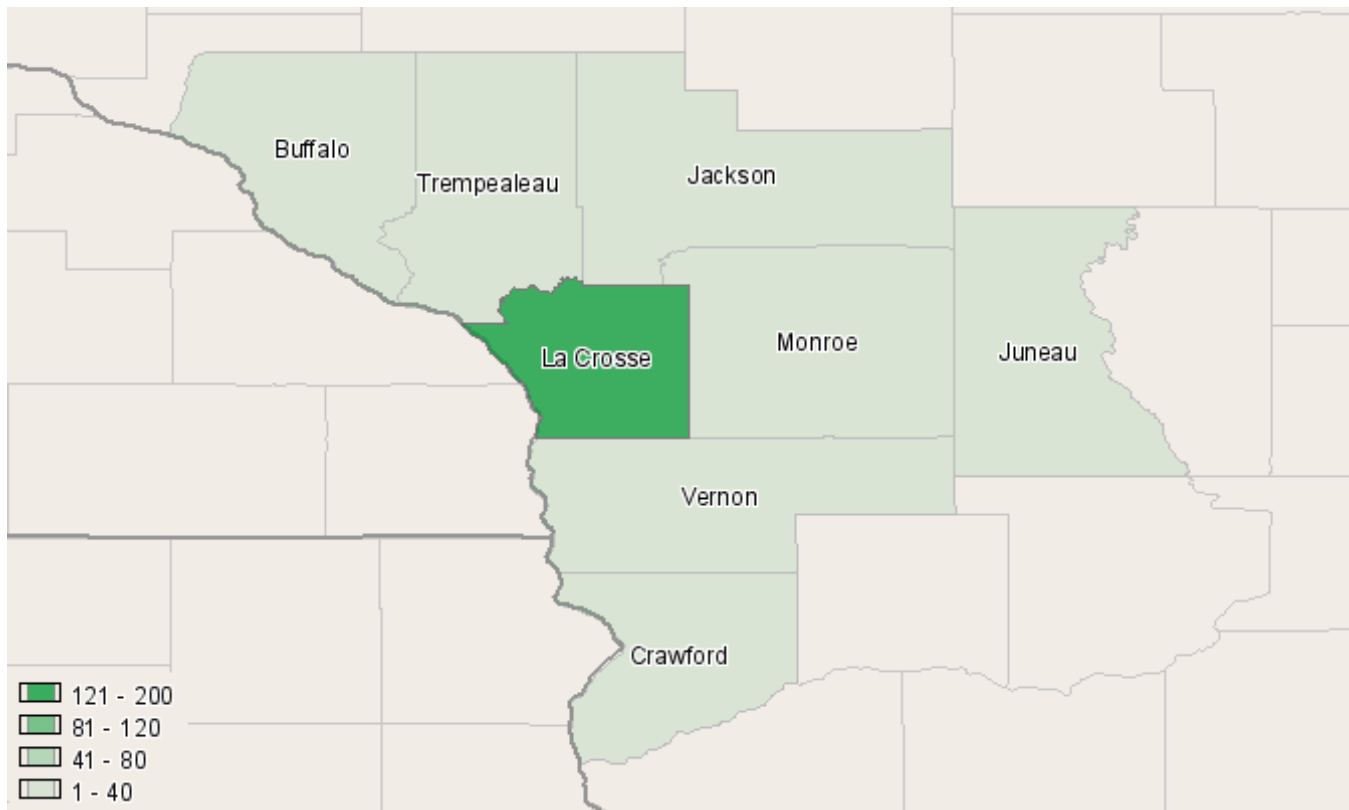
## Top Industries for Selected Occupation



NAICS Code	Name	2011 Jobs	2015 Jobs	Change	% Change
621210	Offices of Dentists	270	300	30	11%
911000	Federal government, civilian, except postal service	<10	<10	--	--
622110	General Medical and Surgical Hospitals	<10	<10	--	--
621111	Offices of Physicians (except Mental Health Specialists)	<10	<10	--	--
920000	State government	<10	<10	--	--
930000	Local government	<10	<10	--	--
561320	Temporary Help Services	<10	<10	--	--

Source: EMSI Complete Employment - 2011.3

## Occupation Distribution



County	2011 Jobs
La Crosse, WI (55063)	160
Monroe, WI (55081)	40
Jackson, WI (55053)	24
Vernon, WI (55123)	17
Crawford, WI (55023)	17
Trempealeau, WI (55121)	15
Juneau, WI (55057)	15
Buffalo, WI (55011)	<10

Source: EMSI Complete Employment - 2011.3

## Three Year Graduate Employers

---

### Dental Assistant

#### 2007-2008

Graduates	15
Graduates Responding	12
<b>Employed in Related Occupations</b>	<b>6</b>
Employed in Non-Related Occupations	4
Seeking Employment	0
Not in Labor Market	2

Dental Assistant	Gundersen Lutheran, La Crosse, WI
Dental Assistant	Dental Clinic of Onalaska, Onalaska, WI
Dental Assistant	Main Street Dental, La Crosse, WI
Dental Assistant	Kotnour/Halversen Dental, La Crosse, WI
Dental Assistant	Sparta Dental Center, Sparta, WI
Dental Assistant	Unknown, Sun Prairie, WI

#### 2008-2009

Graduates	19
Graduates Responding	15
<b>Employed in Related Occupations</b>	<b>12</b>
Employed in Non-Related Occupations	2
Seeking Employment	1
Not in Labor Market	0

Dental Assistant	Allen Dental, West Salem, WI
Dental Assistant	Colvin Dental, Onalaska, WI
Dental Assistant	Cook Dental, La Crosse, WI
Dental Assistant	Dental Health Associates of Madison, Madison, WI
Dental Assistant	Dr. Kotnour, La Crosse, WI
Dental Assistant	Endodontic Specialty, Onalaska, WI
Dental Assistant	Hulse Dental, Onalaska, WI
Dental Assistant	Westby Dental Clinic, Westby WI
Dental Assistant/Office Manager	USS Dental, Onalaska, WI
Dental Review Coordinator	ABR Employment Agency, La Crosse, WI
Dental Review Coordinator	Logistics Health, Inc., La Crosse, WI

2009-2010

Graduates	17
Graduates Responding	12
<b>Employed in Related Occupations</b>	<b>6</b>
Employed in Non-Related Occupations	2
Seeking Employment	0
Continuing Education	3
Not in Labor Market	1

Dental Assistant	Gundersen Lutheran, La Crosse, WI (2)
Dental Assistant	Robinson and Prijic Family Dental Associates, Janesville, WI
Dental Assistant	Family Dentistry of West Salem, West Salem, WI
Dental Assistant/Teacher Assistant	Western Technical College, La Crosse, WI

## **Region Information**

### **Region: Western Technical College District**

Description: Western District Counties

County Areas: Buffalo, Wisconsin (55011), Crawford, Wisconsin (55023), Jackson, Wisconsin (55053), Juneau, Wisconsin (55057), La Crosse, Wisconsin (55063), Monroe, Wisconsin (55081), Trempealeau, Wisconsin (55121), Vernon, Wisconsin (55123)

## **Data Sources and Calculations**

### **Industry Data**

In order to capture a complete picture of industry employment, EMSI basically combines covered employment data from Quarterly Census of Employment and Wages (QCEW) produced by the Department of Labor with total employment data in Regional Economic Information System (REIS) published by the Bureau of Economic Analysis (BEA), augmented with County Business Patterns (CBP) and Non-employer Statistics (NES) published by the U.S. Census Bureau. Projections are based on the latest available EMSI industry data, 15-year past local trends in each industry, growth rates in statewide and (where available) sub-state area industry projections published by individual state agencies, and (in part) growth rates in national projections from the Bureau of Labor Statistics.

### **Occupational Data**

Organizing regional employment information by occupation provides a workforce-oriented view of the regional economy. EMSI's occupation data are based on EMSI's industry data and regional staffing patterns taken from the Occupational Employment Statistics program (U.S. Bureau of Labor Statistics). Wage information is partially derived from the American Community Survey. The occupation-to-program (SOC-to-CIP) crosswalk is based on one from the U.S. Department of Education, with customizations by EMSI.

### **State Data Sources**

This report uses state data from the following agencies:

- Wisconsin Department of Workforce Development
- Bureau of Workforce Information