

# Farm Business & Production Management

## Five Year Trend

Five Year Enrollment Change	15.7%		FY 2008 FTEs	29.70
Five Year FTEs Change	12.2%		FY 2009 FTEs	29.90
Five Year Graduate Change	59.4%		FY 2010 FTEs	31.40
FY 2007 Enrollee	299		FY 2011 FTEs	32.90
FY 2008 Enrollee	299		FY 2007 Graduate	32
FY 2009 Enrollee	302		FY 2008 Graduate	0
FY 2010 Enrollee	319		FY 2009 Graduate	0
FY 2011 Enrollee	346		FY 2010 Graduate	0
FY 2007 FTEs	29.33		FY 2011 Graduate	51

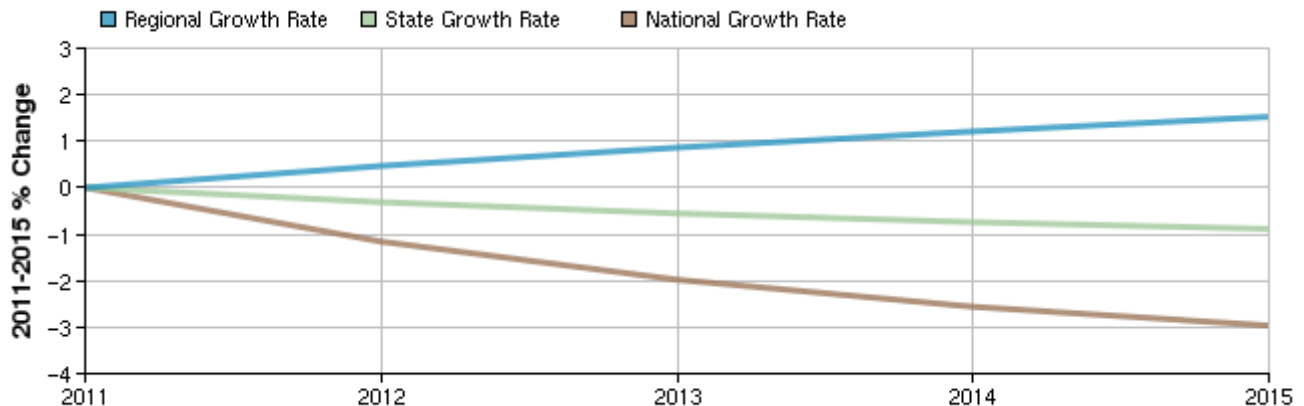
## Selected Occupations

Occupation	Education Level
Farm, ranch, and other agricultural managers (SOC 11-9011)	Degree plus work experience

## Executive Summary

Basic Information	
2011 Occupational Jobs	1,442
2015 Occupational Jobs	1,464
Total Change	22
Total % Change	1.53%
Openings	145
2011 Median Hourly Earnings	\$12.69


## Occupational Change Summary



Region	2011 Jobs	2015 Jobs	Change	% Change	Openings	2011 Median Hourly Earnings
Regional Total	1,442	1,464	22	2%	145	\$12.69
State Total	11,132	11,033	-99	-1%	998	\$16.71
National Total	322,796	313,222	-9,574	-3%	32,561	\$18.73

Source: EMSI Complete Employment - 2011.3

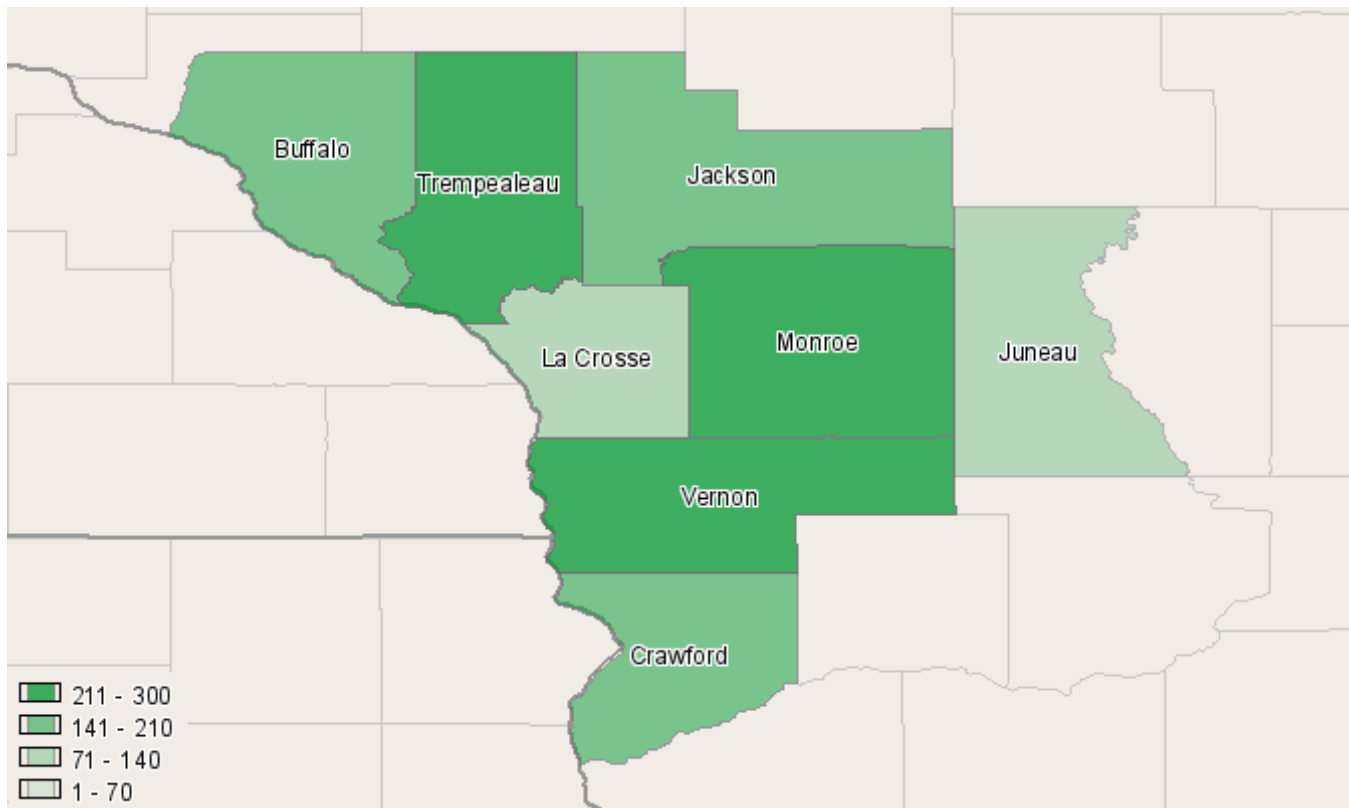
## Top Industries for Selected Occupation



NAICS Code	Name	2011 Jobs	2015 Jobs	Change	% Change
11A000	Crop and animal production	1,407	1,426	19	1%
115210	Support Activities for Animal Production	<10	<10	--	--
115115	Farm Labor Contractors and Crew Leaders	<10	<10	--	--
115112	Soil Preparation, Planting, and Cultivating	<10	<10	--	--
115114	Postharvest Crop Activities (except Cotton Ginning)	<10	<10	--	--
115310	Support Activities for Forestry	<10	<10	--	--
114210	Hunting and Trapping	<10	<10	--	--

Source: EMSI Complete Employment - 2011.3

## Occupation Distribution



County	2011 Jobs
Vernon, WI (55123)	281
Monroe, WI (55081)	267
Trempealeau, WI (55121)	211
Jackson, WI (55053)	163
Buffalo, WI (55011)	162
Crawford, WI (55023)	145
Juneau, WI (55057)	109
La Crosse, WI (55063)	104

Source: EMSI Complete Employment - 2011.3

## **Three Year Graduate Employers**

---

No data in the spreadsheet

## **Region Information**

### **Region: Western Technical College District**

Description: Western District Counties

County Areas: Buffalo, Wisconsin (55011), Crawford, Wisconsin (55023), Jackson, Wisconsin (55053), Juneau, Wisconsin (55057), La Crosse, Wisconsin (55063), Monroe, Wisconsin (55081), Trempealeau, Wisconsin (55121), Vernon, Wisconsin (55123)

## **Data Sources and Calculations**

### **Industry Data**

In order to capture a complete picture of industry employment, EMSI basically combines covered employment data from Quarterly Census of Employment and Wages (QCEW) produced by the Department of Labor with total employment data in Regional Economic Information System (REIS) published by the Bureau of Economic Analysis (BEA), augmented with County Business Patterns (CBP) and Non-employer Statistics (NES) published by the U.S. Census Bureau. Projections are based on the latest available EMSI industry data, 15-year past local trends in each industry, growth rates in statewide and (where available) sub-state area industry projections published by individual state agencies, and (in part) growth rates in national projections from the Bureau of Labor Statistics.

### **Occupational Data**

Organizing regional employment information by occupation provides a workforce-oriented view of the regional economy. EMSI's occupation data are based on EMSI's industry data and regional staffing patterns taken from the Occupational Employment Statistics program (U.S. Bureau of Labor Statistics). Wage information is partially derived from the American Community Survey. The occupation-to-program (SOC-to-CIP) crosswalk is based on one from the U.S. Department of Education, with customizations by EMSI.

### **State Data Sources**

This report uses state data from the following agencies:

- Wisconsin Department of Workforce Development
- Bureau of Workforce Information