

Fire Protection Tech

Five Year Trend

Five Year Enrollment Change	32.1%		FY 2008 FTEs	28.73
Five Year FTEs Change	85.7%		FY 2009 FTEs	28.86
Five Year Graduate Change	75.0%		FY 2010 FTEs	36.90
FY 2007 Enrollee	53		FY 2011 FTEs	45.06
FY 2008 Enrollee	54		FY 2007 Graduate	4
FY 2009 Enrollee	50		FY 2008 Graduate	4
FY 2010 Enrollee	78		FY 2009 Graduate	6
FY 2011 Enrollee	70		FY 2010 Graduate	10
FY 2007 FTEs	24.27		FY 2011 Graduate	7

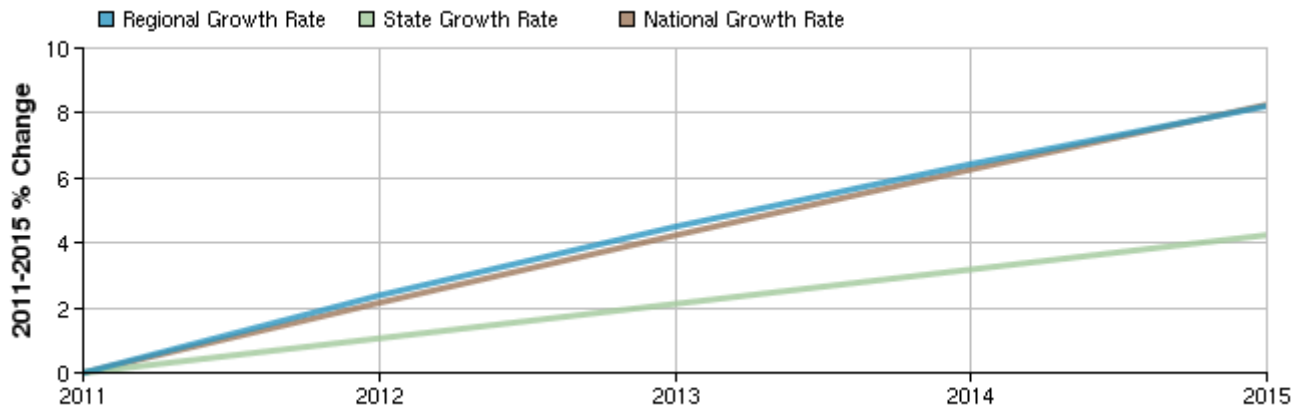
Selected Occupations

Occupation	Education Level
Fire fighters (SOC 33-2011)	Long-term on-the-job training

Executive Summary

Basic Information	
2011 Occupational Jobs	389
2015 Occupational Jobs	421
Total Change	32
Total % Change	8.23%
Openings	80
2011 Median Hourly Earnings	\$12.81

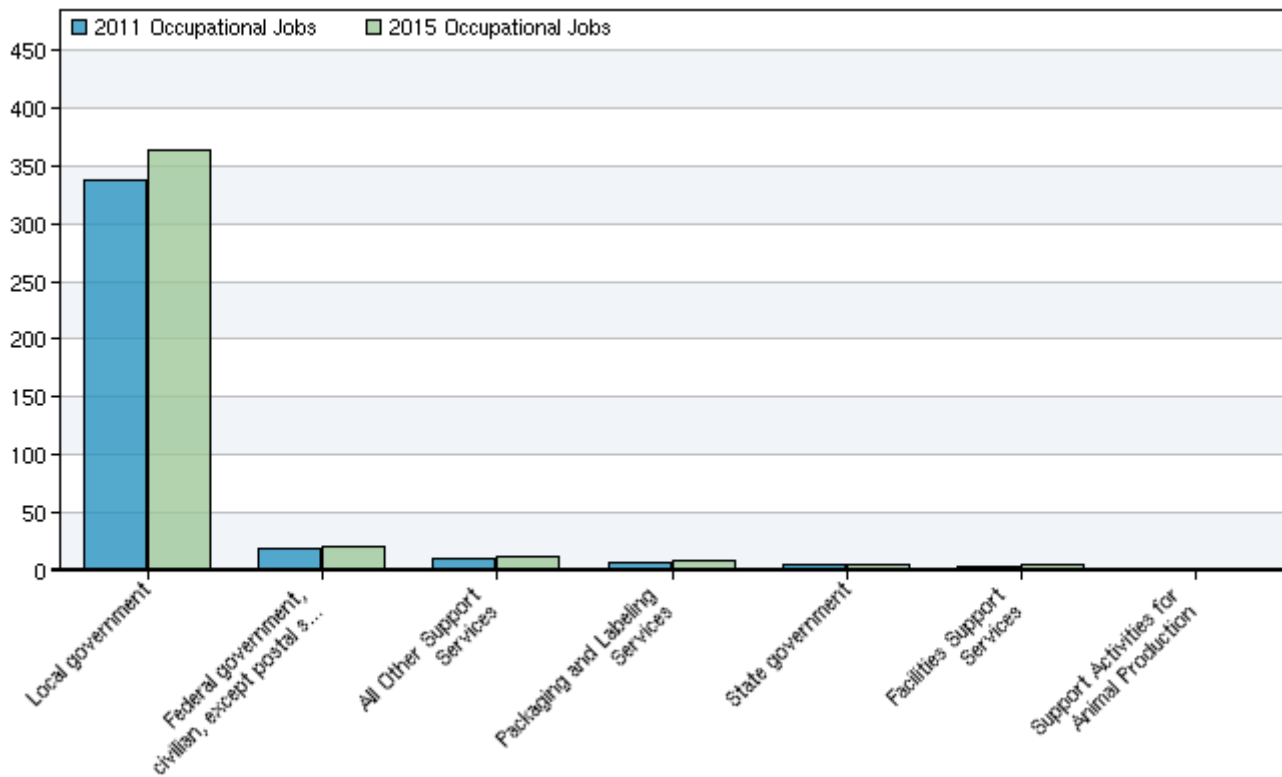
Occupational Change Summary



Region	2011 Jobs	2015 Jobs	Change	% Change	Openings	2011 Median Hourly Earnings
Regional Total	389	421	32	8%	80	\$12.81
State Total	8,859	9,234	375	4%	1,469	\$14.20
National Total	302,553	327,540	24,987	8%	62,240	\$21.65

Source: EMSI Complete Employment - 2011.3

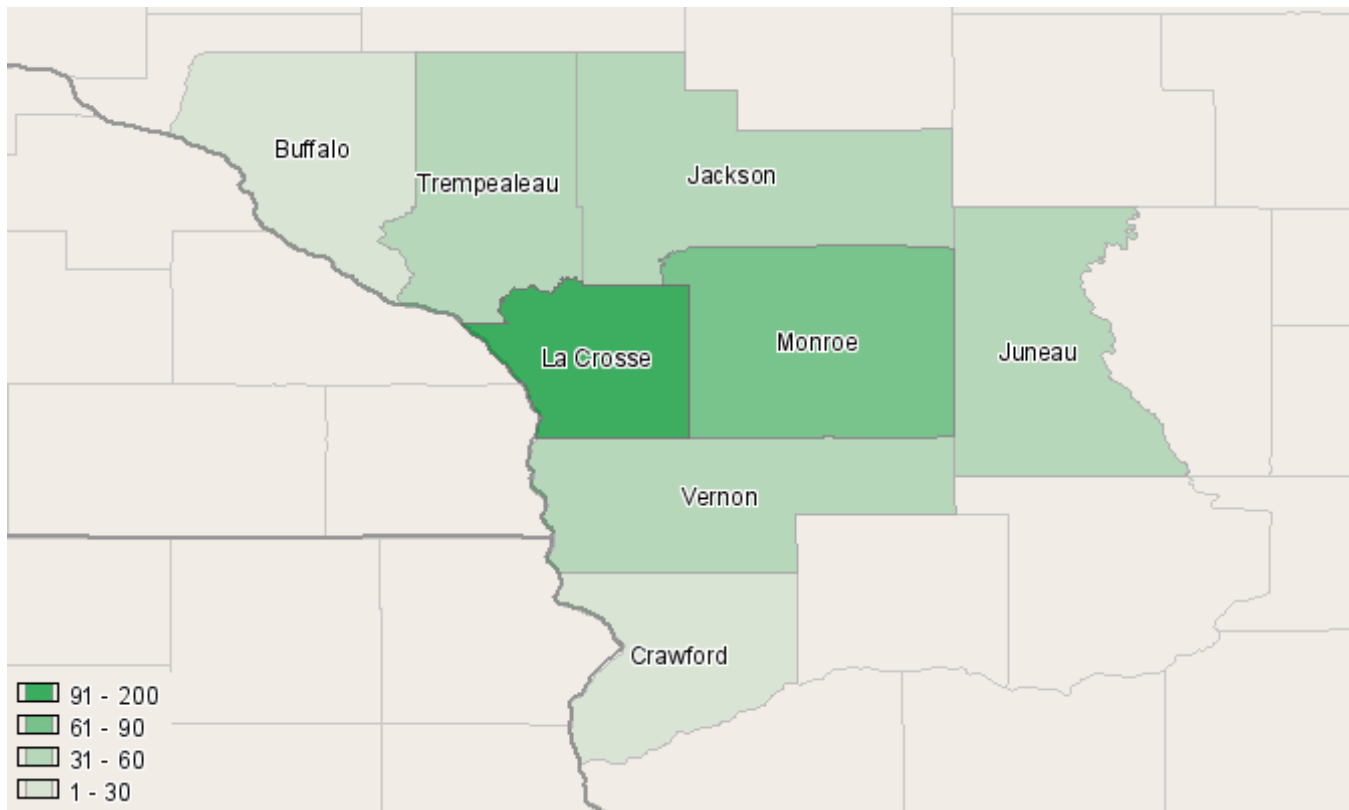
Top Industries for Selected Occupation



NAICS Code	Name	2011 Jobs	2015 Jobs	Change	% Change
930000	Local government	338	363	25	7%
911000	Federal government, civilian, except postal service	19	20	1	5%
561990	All Other Support Services	<10	12	--	--
561910	Packaging and Labeling Services	<10	<10	--	--
920000	State government	<10	<10	--	--
561210	Facilities Support Services	<10	<10	--	--
115210	Support Activities for Animal Production	<10	<10	--	--

Source: EMSI Complete Employment - 2011.3

Occupation Distribution



County	2011 Jobs
La Crosse, WI (55063)	125
Monroe, WI (55081)	61
Trempealeau, WI (55121)	53
Juneau, WI (55057)	45
Jackson, WI (55053)	38
Vernon, WI (55123)	32
Crawford, WI (55023)	22
Buffalo, WI (55011)	13

Source: EMSI Complete Employment - 2011.3

Three Year Graduate Employers

Fire Protection Technician

2007-2008

Graduates	7
Graduates Responding	4
Employed in Related Occupations	3
Employed in Non-Related Occupations	0
Seeking Employment	1
Not in Labor Market	0

Emergency Dispatching	Gundersen Lutheran, La Crosse, WI
Fire Fighter	Winona Fire Dept., Winona, MN
Fire Fighter	Fort Greeley Fire Department, Fort Greeley, AK

2008-2009

Graduates	6
Graduates Responding	5
Employed in Related Occupations	4
Employed in Non-Related Occupations	1
Seeking Employment	0
Not in Labor Market	0

Fire Fighter	Ft. McCoy Fire Department, Sparta, WI
Fire Fighter EMS	Stoddard Volunteer Fire Department, Stoddard, WI
Fire Fighter	Winona Fire Department, Winona, MN
Volunteer Fire Department	Shelby Fire Department, La Crosse, WI

2009-2010

Graduates	10
Graduates Responding	9
Employed in Related Occupations	4
Employed in Non-Related Occupations	2
Seeking Employment	1
Continuing Education	2
Not in Labor Market	0

EMS Director	City of Lewiston, Lewiston, MN
EMT	Dells Emergency Medical Service, Wisconsin Dells, WI
ER EMT	Vernon Memorial Hospital, Viroqua, WI
Fire Fighter/EMT	Village of Weston, Weston, WI

Region Information

Region: Western Technical College District

Description: Western District Counties

County Areas: Buffalo, Wisconsin (55011), Crawford, Wisconsin (55023), Jackson, Wisconsin (55053), Juneau, Wisconsin (55057), La Crosse, Wisconsin (55063), Monroe, Wisconsin (55081), Trempealeau, Wisconsin (55121), Vernon, Wisconsin (55123)

Data Sources and Calculations

Industry Data

In order to capture a complete picture of industry employment, EMSI basically combines covered employment data from Quarterly Census of Employment and Wages (QCEW) produced by the Department of Labor with total employment data in Regional Economic Information System (REIS) published by the Bureau of Economic Analysis (BEA), augmented with County Business Patterns (CBP) and Non-employer Statistics (NES) published by the U.S. Census Bureau. Projections are based on the latest available EMSI industry data, 15-year past local trends in each industry, growth rates in statewide and (where available) sub-state area industry projections published by individual state agencies, and (in part) growth rates in national projections from the Bureau of Labor Statistics.

Occupational Data

Organizing regional employment information by occupation provides a workforce-oriented view of the regional economy. EMSI's occupation data are based on EMSI's industry data and regional staffing patterns taken from the Occupational Employment Statistics program (U.S. Bureau of Labor Statistics). Wage information is partially derived from the American Community Survey. The occupation-to-program (SOC-to-CIP) crosswalk is based on one from the U.S. Department of Education, with customizations by EMSI.

State Data Sources

This report uses state data from the following agencies:

- Wisconsin Department of Workforce Development
- Bureau of Workforce Information