

Interior Design

Five Year Trend

Five Year Enrollment Change	-45.2%		FY 2008 FTEs	44.30
Five Year FTEs Change	-46.0%		FY 2009 FTEs	28.94
Five Year Graduate Change	-66.7%		FY 2010 FTEs	25.44
FY 2007 Enrollee	84		FY 2011 FTEs	27.04
FY 2008 Enrollee	76		FY 2007 Graduate	12
FY 2009 Enrollee	51		FY 2008 Graduate	18
FY 2010 Enrollee	48		FY 2009 Graduate	9
FY 2011 Enrollee	46		FY 2010 Graduate	7
FY 2007 FTEs	50.04		FY 2011 Graduate	4

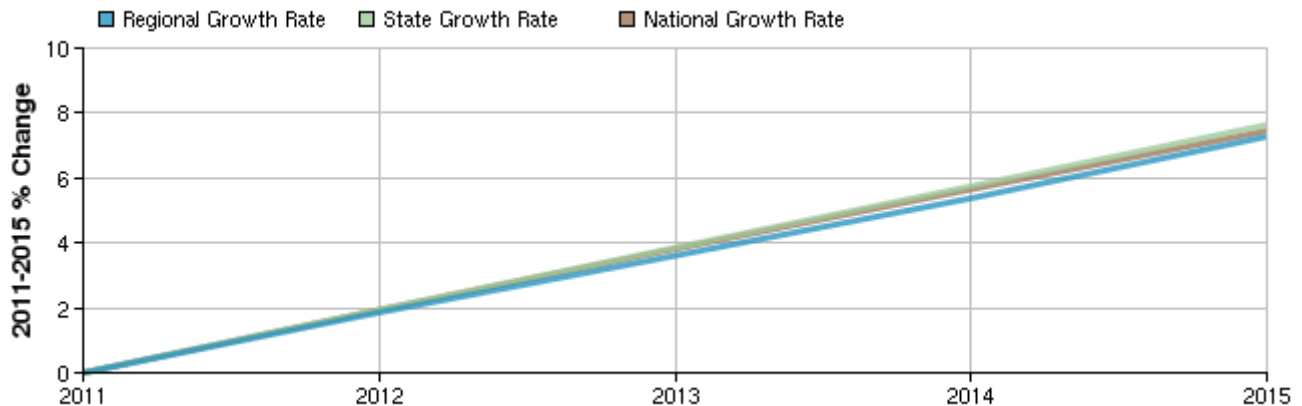
Selected Occupations

Occupation	Education Level
Interior designers (SOC 27-1025)	Associate's degree

Executive Summary

Basic Information	
2011 Occupational Jobs	50
2015 Occupational Jobs	54
Total Change	4
Total % Change	7.93%
Openings	11
2011 Median Hourly Earnings	\$12.44

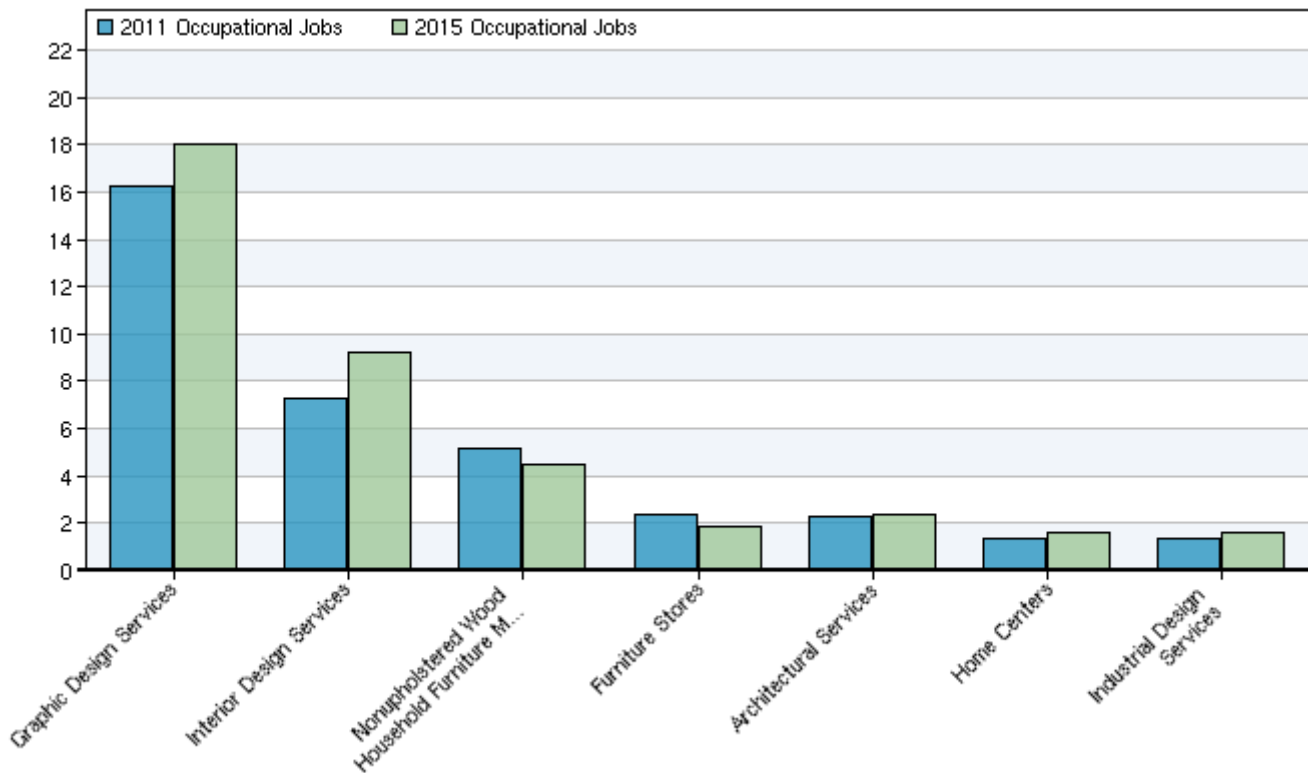
Occupational Change Summary



Region	2011 Jobs	2015 Jobs	Change	% Change	Openings	2011 Median Hourly Earnings
Regional Total	50	54	4	8%	11	\$12.44
State Total	1,457	1,569	112	8%	293	\$16.78
National Total	85,436	91,803	6,367	7%	16,992	\$18.68

Source: EMSI Complete Employment - 2011.3

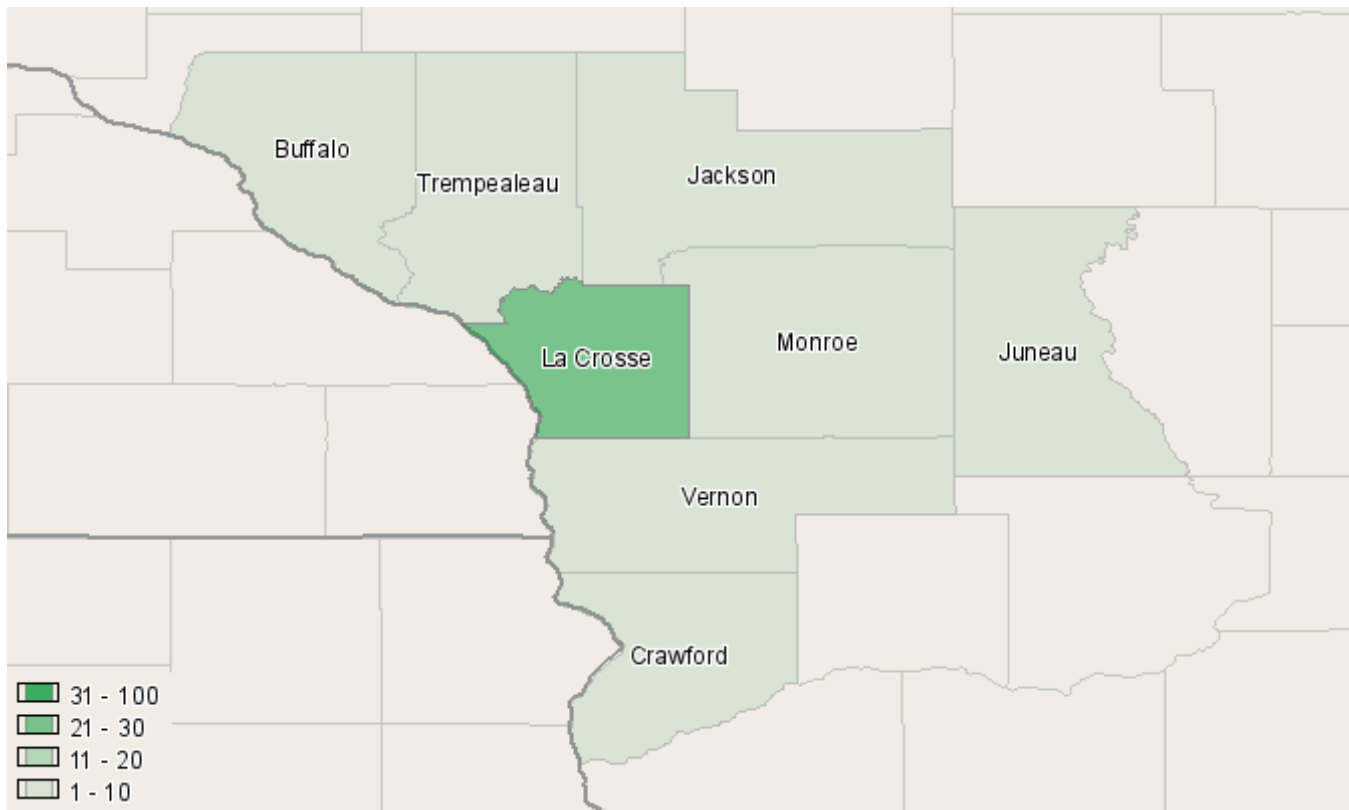
Top Industries for Selected Occupation



NAICS Code	Name	2011 Jobs	2015 Jobs	Change	% Change
541430	Graphic Design Services	16	18	2	13%
541410	Interior Design Services	<10	<10	--	--
337122	Non upholstered Wood Household Furniture Manufacturing	<10	<10	--	--
442110	Furniture Stores	<10	<10	--	--
541310	Architectural Services	<10	<10	--	--
444110	Home Centers	<10	<10	--	--
541420	Industrial Design Services	<10	<10	--	--

Source: EMSI Complete Employment - 2011.3

Occupation Distribution



County	2011 Jobs
La Crosse, WI (55063)	25
Trempealeau, WI (55121)	<10
Monroe, WI (55081)	<10
Vernon, WI (55123)	<10
Jackson, WI (55053)	<10
Buffalo, WI (55011)	<10
Juneau, WI (55057)	<10
Crawford, WI (55023)	<10

Source: EMSI Complete Employment - 2011.3

Three Year Graduate Employers

Interior Design

2007-2008

Graduates	18
Graduates Responding	15
Employed in Related Occupations	4
Employed in Non-Related Occupations	7
Seeking Employment	1
Not in Labor Market	3

Lighting Designer	Unknown, Rochester, MN
Salesperson	Home Furniture, Unknown, WI
Interior Designer	Self-employed, Freelancing, La Crosse, WI
Lead Embroidery Colorist	Legends Golf Inc., Winona, MN

2008-2009

Graduates	10
Graduates Responding	8
Employed in Related Occupations	4
Employed in Non-Related Occupations	3
Seeking Employment	0
Not in Labor Market	1

Custom Framer	Nordeen Design, La Crosse, WI
Sales-Interior Designer	International Furniture, La Crosse, WI
Showroom Consultant	Maxwell-White Plumbing Inc, West Salem, WI
Window Covering Specialist	JC Penney, La Crosse, WI

2009-2010

Graduates	8
Graduates Responding	7
Employed in Related Occupations	4
Employed in Non-Related Occupations	3
Seeking Employment	0
Not in Labor Market	0
Continuing Education	0

Flooring and Design Specialist	Drexel Inc, Brookfield, WI
Sales Consultant	Home Furniture, Plover, WI
Sales Person	Furniture & Appliance Mart, Rhinelander, WI
Sales/Design Consultant	Coulee Carpet Center, La Crosse, WI

Region Information

Region: Western Technical College District

Description: Western District Counties

County Areas: Buffalo, Wisconsin (55011), Crawford, Wisconsin (55023), Jackson, Wisconsin (55053), Juneau, Wisconsin (55057), La Crosse, Wisconsin (55063), Monroe, Wisconsin (55081), Trempealeau, Wisconsin (55121), Vernon, Wisconsin (55123)

Data Sources and Calculations

Industry Data

In order to capture a complete picture of industry employment, EMSI basically combines covered employment data from Quarterly Census of Employment and Wages (QCEW) produced by the Department of Labor with total employment data in Regional Economic Information System (REIS) published by the Bureau of Economic Analysis (BEA), augmented with County Business Patterns (CBP) and Non-employer Statistics (NES) published by the U.S. Census Bureau. Projections are based on the latest available EMSI industry data, 15-year past local trends in each industry, growth rates in statewide and (where available) sub-state area industry projections published by individual state agencies, and (in part) growth rates in national projections from the Bureau of Labor Statistics.

Occupational Data

Organizing regional employment information by occupation provides a workforce-oriented view of the regional economy. EMSI's occupation data are based on EMSI's industry data and regional staffing patterns taken from the Occupational Employment Statistics program (U.S. Bureau of Labor Statistics). Wage information is partially derived from the American Community Survey. The occupation-to-program (SOC-to-CIP) crosswalk is based on one from the U.S. Department of Education, with customizations by EMSI.

State Data Sources

This report uses state data from the following agencies:

- Wisconsin Department of Workforce Development
- Bureau of Workforce Information