

Landscape Horticulture

Five Year Trend

Five Year Enrollment Change		FY 2008 FTEs	7.67
Five Year FTEs Change		FY 2009 FTEs	19.57
Five Year Graduate Change		FY 2010 FTEs	30.73
FY 2007 Enrollee	0	FY 2011 FTEs	31.53
FY 2008 Enrollee	18	FY 2007 Graduate	0
FY 2009 Enrollee	31	FY 2008 Graduate	0
FY 2010 Enrollee	47	FY 2009 Graduate	1
FY 2011 Enrollee	47	FY 2010 Graduate	5
FY 2007 FTEs	0.00	FY 2011 Graduate	6

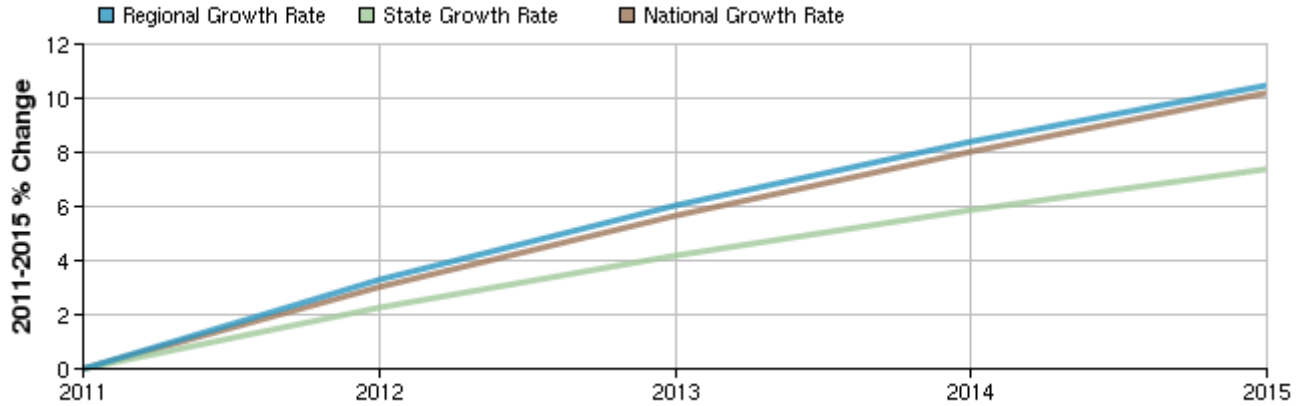
Selected Occupations

Occupation	Education Level
Landscape architects (SOC 17-1012)	Bachelor's degree
Forest and conservation technicians (SOC 19-4093)	Associate's degree
First-line supervisors/managers of landscaping, lawn service, and groundskeeping workers (SOC 37-1012)	Work experience in a related field
Pesticide handlers, sprayers, and applicators, vegetation (SOC 37-3012)	Moderate-term on-the-job training
Tree trimmers and pruners (SOC 37-3013)	Short-term on-the-job training
Grounds maintenance workers, all other (SOC 37-3019)	Short-term on-the-job training

Executive Summary

Basic Information	
2011 Occupational Jobs	271
2015 Occupational Jobs	300
Total Change	29
Total % Change	10.32%
Openings	44
2011 Median Hourly Earnings	\$13.58

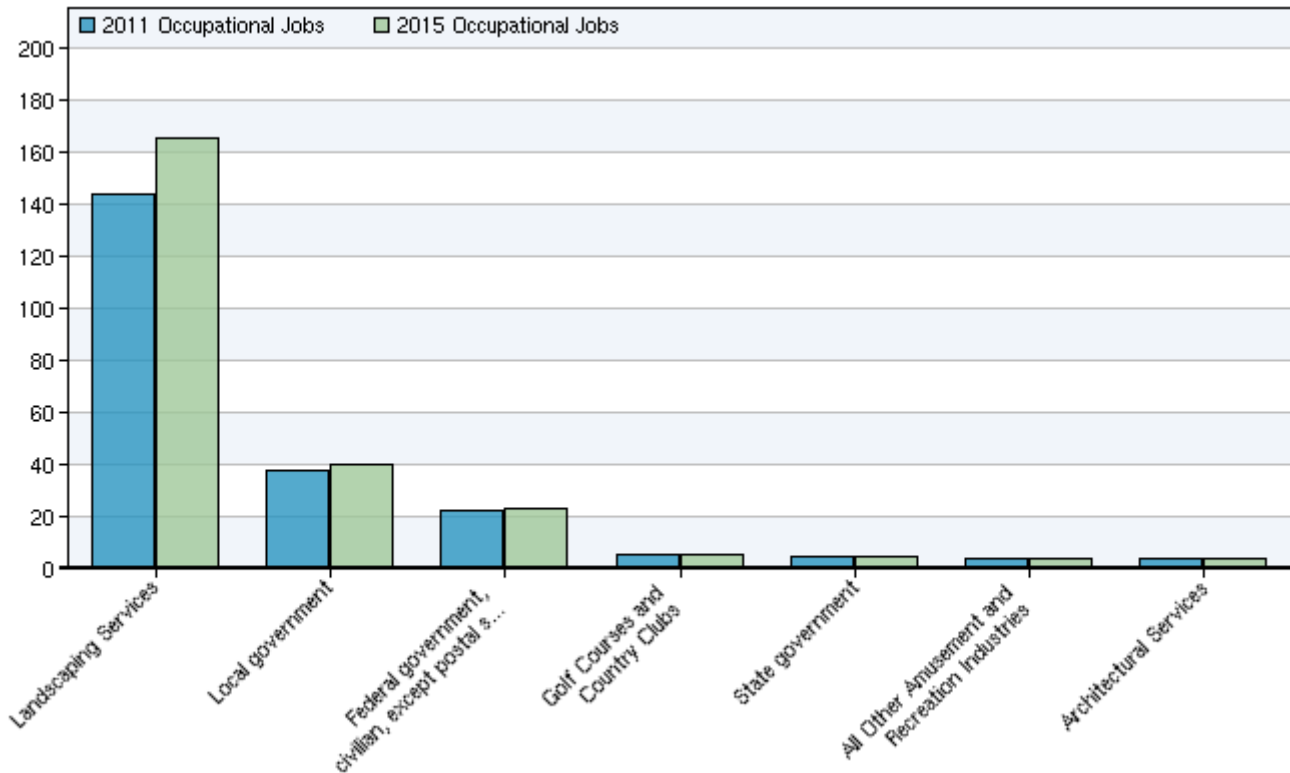
Occupational Change Summary



Region	2011 Jobs	2015 Jobs	Change	% Change	Openings	2011 Median Hourly Earnings
Regional Total	271	300	29	11%	44	\$13.58
State Total	5,738	6,162	424	7%	755	\$15.36
National Total	366,811	404,212	37,401	10%	59,094	\$14.25

Source: EMSI Complete Employment - 2011.3

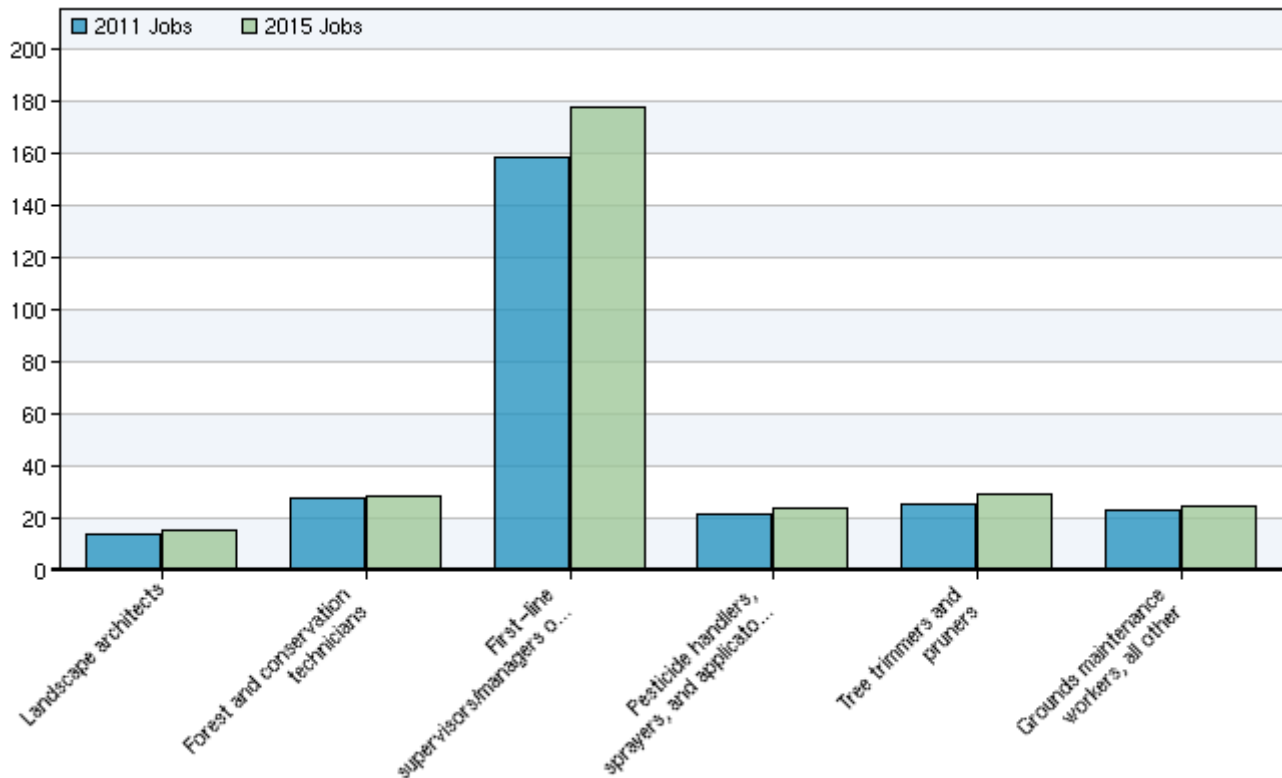
Top Industries for Selected Occupations



NAICS Code	Name	2011 Jobs	2015 Jobs	Change	% Change
561730	Landscaping Services	144	166	22	15%
930000	Local government	38	40	2	5%
911000	Federal government, civilian, except postal service	22	23	1	5%
713910	Golf Courses and Country Clubs	<10	<10	--	--
920000	State government	<10	<10	--	--
713990	All Other Amusement and Recreation Industries	<10	<10	--	--
541310	Architectural Services	<10	<10	--	--

Source: EMSI Complete Employment - 2011.3

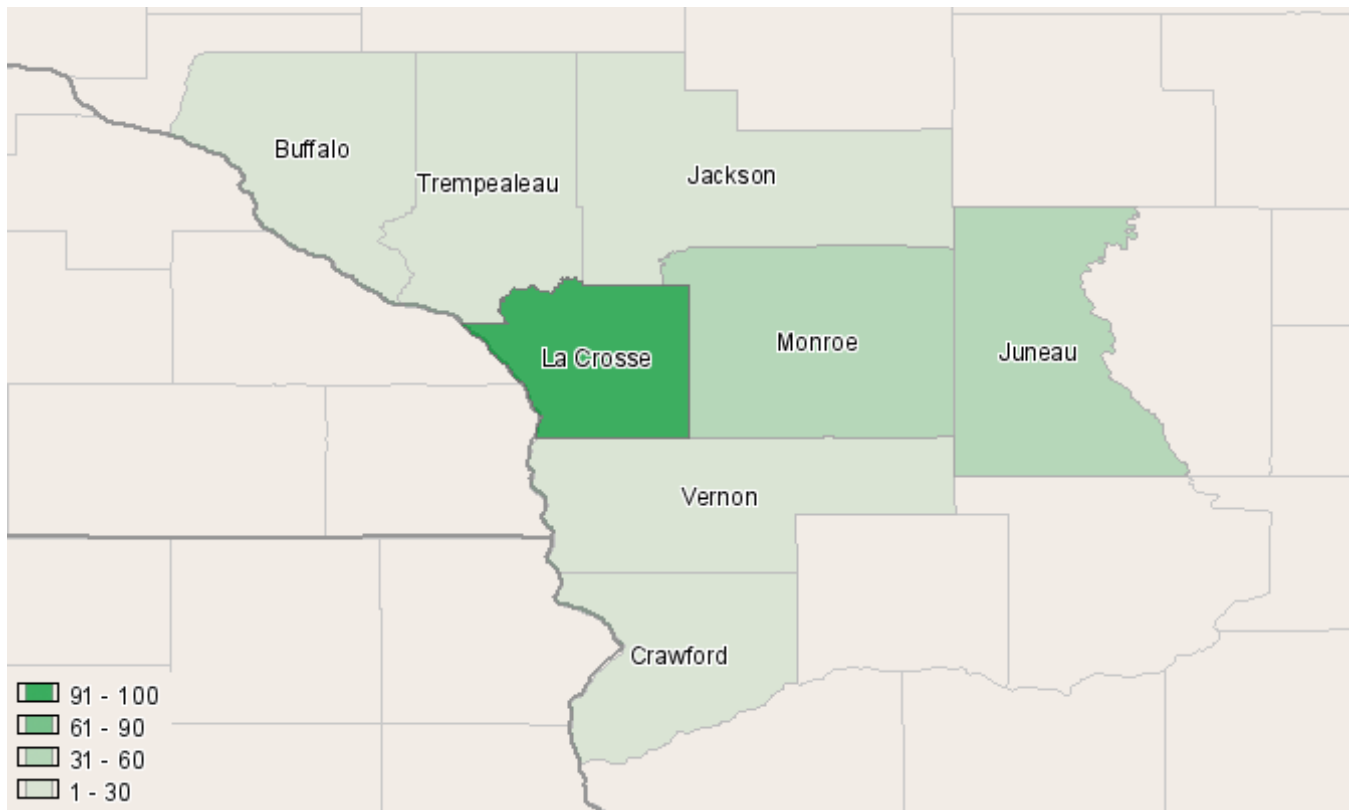
Occupational Breakdown



SOC Code	Description	2011 Jobs	2015 Jobs	Openings	2011 Median Hourly Earnings
17-1012	Landscape architects	14	15	2	\$17.33
19-4093	Forest and conservation technicians	28	29	6	\$18.44
37-1012	First-line supervisors/managers of landscaping, lawn service, and groundskeeping workers	159	178	26	\$13.06
37-3012	Pesticide handlers, sprayers, and applicators, vegetation	22	24	3	\$11.54
37-3013	Tree trimmers and pruners	26	29	4	\$12.57
37-3019	Grounds maintenance workers, all other	23	25	3	\$12.10
	Total	271	300	44	\$13.58

Source: EMSI Complete Employment - 2011.3

Occupation Distribution



County	2011 Jobs
La Crosse, WI (55063)	98
Monroe, WI (55081)	42
Juneau, WI (55057)	32
Jackson, WI (55053)	22
Trempealeau, WI (55121)	22
Crawford, WI (55023)	21
Vernon, WI (55123)	19
Buffalo, WI (55011)	16

Source: EMSI Complete Employment - 2011.3

Three Year Graduate Employers

Landscape Horticulture

2008-2009

Graduates	1
Graduates Responding	1
Employed in Related Occupations	0
Employed in Non-Related Occupations	1
Seeking Employment	0
Not in Labor Market	0

2009-2010

Graduates	7
Graduates Responding	4
Employed in Related Occupations	1
Employed in Non-Related Occupations	1
Seeking Employment	1
Continuing Education	0
Not in Labor Market	1

Region Information

Region: Western Technical College District

Description: Western District Counties

County Areas: Buffalo, Wisconsin (55011), Crawford, Wisconsin (55023), Jackson, Wisconsin (55053), Juneau, Wisconsin (55057), La Crosse, Wisconsin (55063), Monroe, Wisconsin (55081), Trempealeau, Wisconsin (55121), Vernon, Wisconsin (55123)

Data Sources and Calculations

Industry Data

In order to capture a complete picture of industry employment, EMSI basically combines covered employment data from Quarterly Census of Employment and Wages (QCEW) produced by the Department of Labor with total employment data in Regional Economic Information System (REIS) published by the Bureau of Economic Analysis (BEA), augmented with County Business Patterns (CBP) and Non-employer Statistics (NES) published by the U.S. Census Bureau. Projections are based on the latest available EMSI industry data, 15-year past local trends in each industry, growth rates in statewide and (where available) sub-state area industry projections published by individual state agencies, and (in part) growth rates in national projections from the Bureau of Labor Statistics.

Occupational Data

Organizing regional employment information by occupation provides a workforce-oriented view of the regional economy. EMSI's occupation data are based on EMSI's industry data and regional staffing patterns taken from the Occupational Employment Statistics program (U.S. Bureau of Labor Statistics). Wage information is partially derived from the American Community Survey. The occupation-to-program (SOC-to-CIP) crosswalk is based on one from the U.S. Department of Education, with customizations by EMSI.

State Data Sources

This report uses state data from the following agencies:

- Wisconsin Department of Workforce Development
- Bureau of Workforce Information