

Medical Coding Specialist

Five Year Trend

Five Year Enrollment Change	-3.3%		FY 2008 FTEs	5.83
Five Year FTEs Change	-49.1%		FY 2009 FTEs	6.73
Five Year Graduate Change	-60.0%		FY 2010 FTEs	6.03
FY 2007 Enrollee	30		FY 2011 FTEs	2.80
FY 2008 Enrollee	41		FY 2007 Graduate	5
FY 2009 Enrollee	41		FY 2008 Graduate	11
FY 2010 Enrollee	39		FY 2009 Graduate	8
FY 2011 Enrollee	29		FY 2010 Graduate	8
FY 2007 FTEs	5.50		FY 2011 Graduate	2

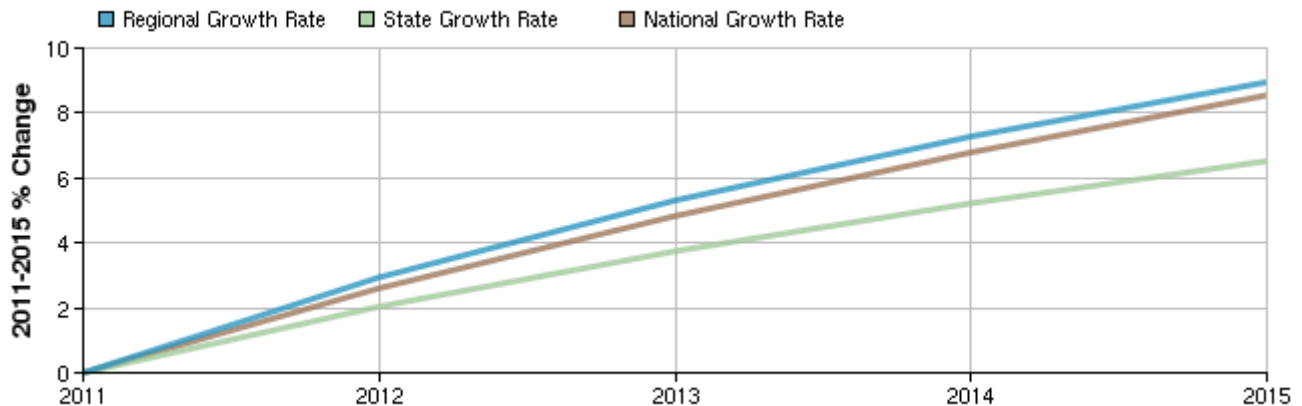
Selected Occupations

Occupation	Education Level
Medical records and health information technicians (SOC 29-2071)	Associate's degree

Executive Summary

Basic Information	
2011 Occupational Jobs	215
2015 Occupational Jobs	235
Total Change	20
Total % Change	9.28%
Openings	37
2011 Median Hourly Earnings	\$16.57

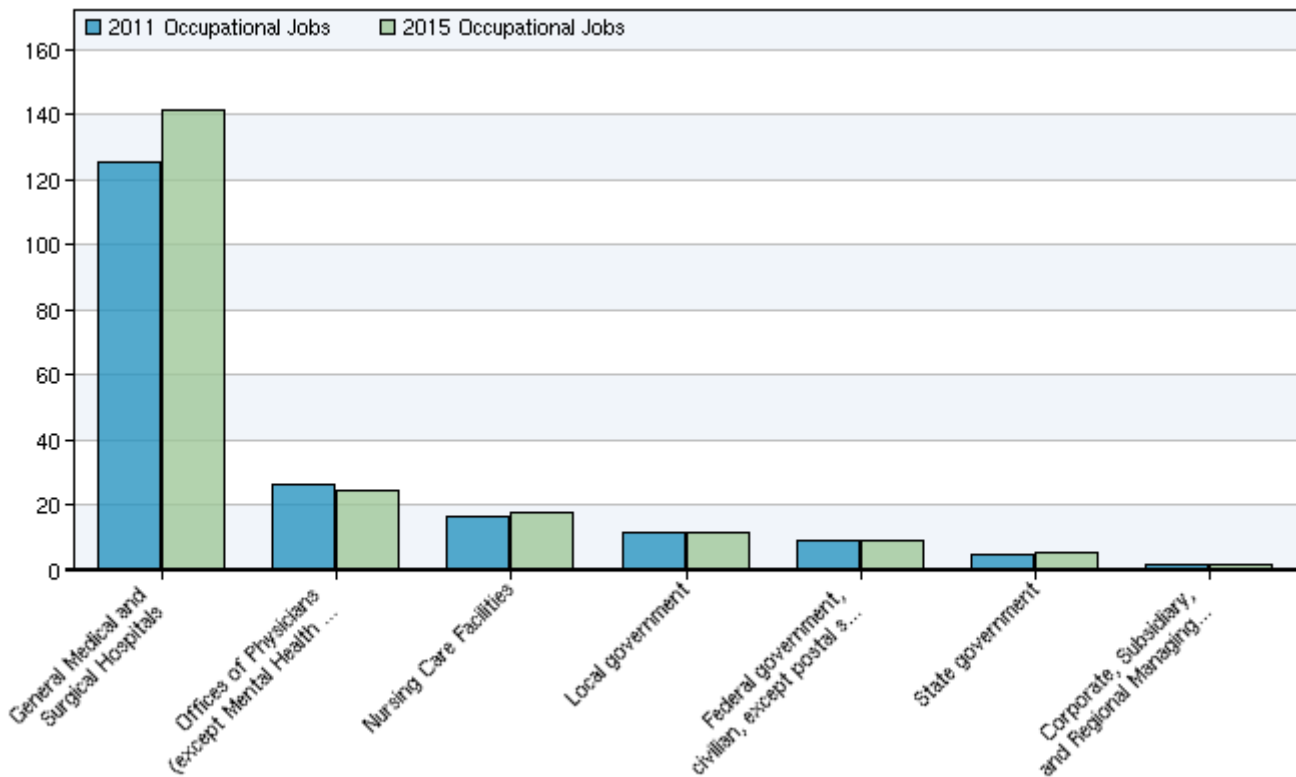
Occupational Change Summary



Region	2011 Jobs	2015 Jobs	Change	% Change	Openings	2011 Median Hourly Earnings
Regional Total	215	235	20	9%	37	\$16.57
State Total	3,834	4,084	250	7%	566	\$16.46
National Total	173,243	188,054	14,811	9%	29,077	\$15.03

Source: EMSI Complete Employment - 2011.3

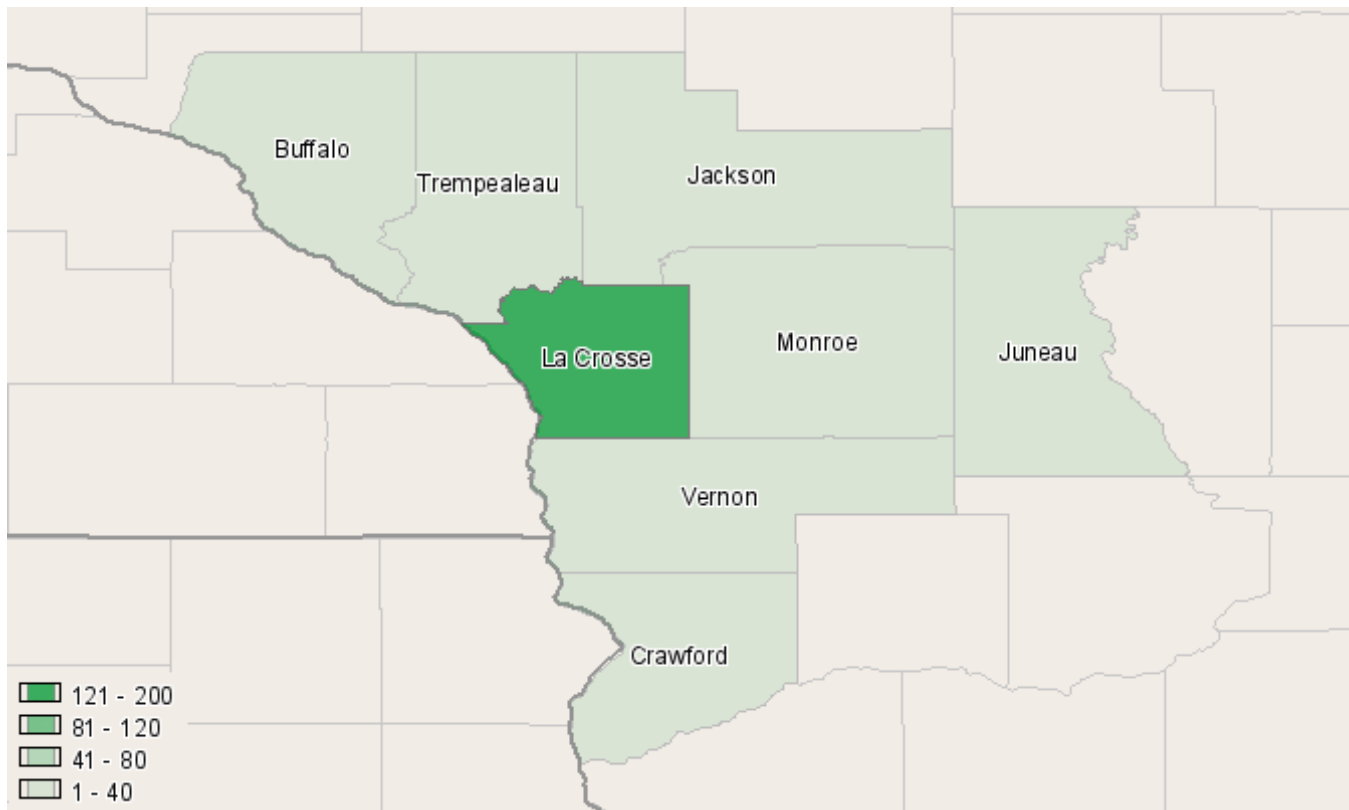
Top Industries for Selected Occupation



NAICS Code	Name	2011 Jobs	2015 Jobs	Change	% Change
622110	General Medical and Surgical Hospitals	126	142	16	13%
621111	Offices of Physicians (except Mental Health Specialists)	26	25	-1	-4%
623110	Nursing Care Facilities	17	18	1	6%
930000	Local government	12	12	0	0%
911000	Federal government, civilian, except postal service	<10	<10	--	--
920000	State government	<10	<10	--	--
551114	Corporate, Subsidiary, and Regional Managing Offices	<10	<10	--	--

Source: EMSI Complete Employment - 2011.3

Occupation Distribution



County	2011 Jobs
La Crosse, WI (55063)	138
Monroe, WI (55081)	21
Trempealeau, WI (55121)	13
Juneau, WI (55057)	13
Vernon, WI (55123)	12
Crawford, WI (55023)	<10
Jackson, WI (55053)	<10
Buffalo, WI (55011)	<10

Source: EMSI Complete Employment - 2011.3

Three Year Graduate Employers

Medical Coding Specialist

2007-2008

Graduates	12
Graduates Responding	12
Employed in Related Occupations	5
Employed in Non-Related Occupations	3
Seeking Employment	1
Not in Labor Market	3

Information Specialist	Gundersen Lutheran, La Crosse, WI
Charge Entry	Allied Health Chiropractic Center, Onalaska, WI
Out-patient Coder	Hess Memorial Hospital, Mauston, WI
In Patient Care	Hess Memorial Hospital, Mauston, WI
Insurance Coder	Logistics Health, La Crosse, WI

2008-2009

Graduates	8
Graduates Responding	8
Employed in Related Occupations	4
Employed in Non-Related Occupations	3
Seeking Employment	1
Not in Labor Market	0

Health Information Services	Memorial Medical Center, Neillsville, WI
Medical Coding Specialist	Gundersen Lutheran, La Crosse, WI (2)
Patient Account Specialist	Franciscan Skemp Healthcare, La Crosse, WI

2009-2010

Graduates	8
Graduates Responding	5
Employed in Related Occupations	3
Employed in Non-Related Occupations	0
Seeking Employment	0
Not in Labor Market	0
Continuing Education	2

Medical Coder/Transcriptionist	Tomah Memorial Hospital, Tomah, WI
Medical Coder	Krohn Clinic, Black River Falls, WI
Outpatient Coder	Hess Memorial Hospital, Mauston, WI

Region Information

Region: Western Technical College District

Description: Western District Counties

County Areas: Buffalo, Wisconsin (55011), Crawford, Wisconsin (55023), Jackson, Wisconsin (55053), Juneau, Wisconsin (55057), La Crosse, Wisconsin (55063), Monroe, Wisconsin (55081), Trempealeau, Wisconsin (55121), Vernon, Wisconsin (55123)

Data Sources and Calculations

Industry Data

In order to capture a complete picture of industry employment, EMSI basically combines covered employment data from Quarterly Census of Employment and Wages (QCEW) produced by the Department of Labor with total employment data in Regional Economic Information System (REIS) published by the Bureau of Economic Analysis (BEA), augmented with County Business Patterns (CBP) and Non-employer Statistics (NES) published by the U.S. Census Bureau. Projections are based on the latest available EMSI industry data, 15-year past local trends in each industry, growth rates in statewide and (where available) sub-state area industry projections published by individual state agencies, and (in part) growth rates in national projections from the Bureau of Labor Statistics.

Occupational Data

Organizing regional employment information by occupation provides a workforce-oriented view of the regional economy. EMSI's occupation data are based on EMSI's industry data and regional staffing patterns taken from the Occupational Employment Statistics program (U.S. Bureau of Labor Statistics). Wage information is partially derived from the American Community Survey. The occupation-to-program (SOC-to-CIP) crosswalk is based on one from the U.S. Department of Education, with customizations by EMSI.

State Data Sources

This report uses state data from the following agencies:

- Wisconsin Department of Workforce Development
- Bureau of Workforce Information