

# Medical Lab Technician

## Five Year Trend

Five Year Enrollment Change	1.7%		FY 2008 FTEs	39.27
Five Year FTEs Change	6.4%		FY 2009 FTEs	34.57
Five Year Graduate Change	0.0%		FY 2010 FTEs	45.63
FY 2007 Enrollee	60		FY 2011 FTEs	35.60
FY 2008 Enrollee	74		FY 2007 Graduate	9
FY 2009 Enrollee	73		FY 2008 Graduate	8
FY 2010 Enrollee	91		FY 2009 Graduate	8
FY 2011 Enrollee	61		FY 2010 Graduate	15
FY 2007 FTEs	33.47		FY 2011 Graduate	9

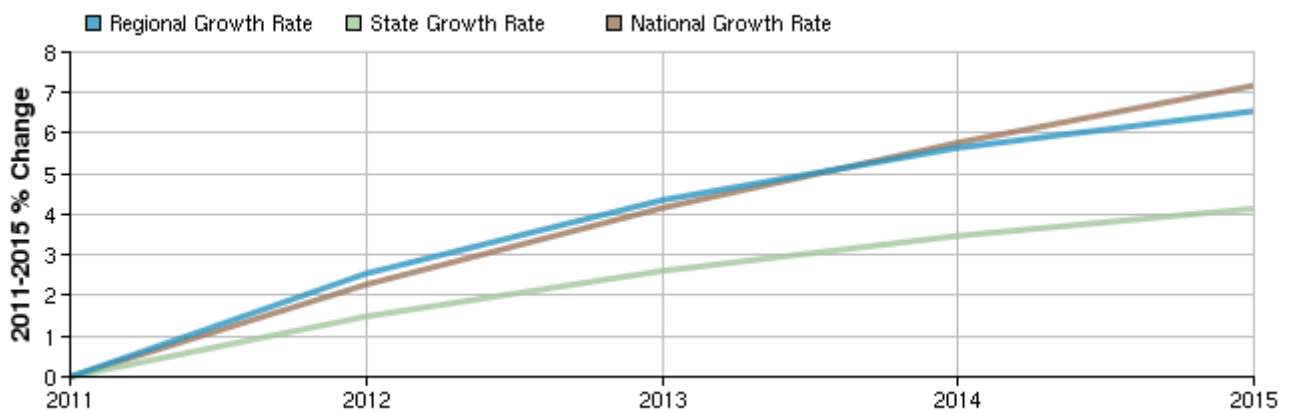
## Selected Occupations

Occupation	Education Level
Medical and clinical laboratory technicians (SOC 29-212)	Associate's degree

## Executive Summary

Basic Information	
2011 Occupational Jobs	188
2015 Occupational Jobs	200
Total Change	12
Total % Change	6.38%
Openings	27
2011 Median Hourly Earnings	\$20.10

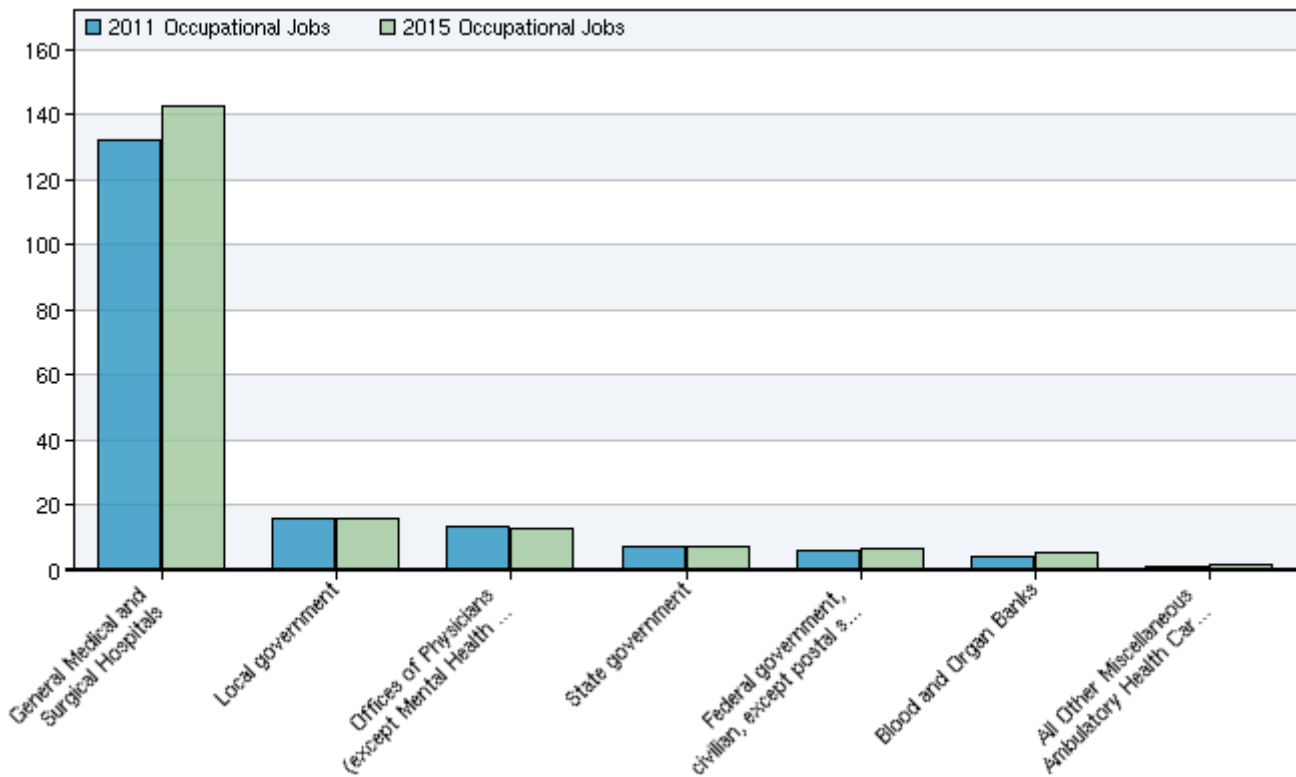
## Occupational Change Summary



Region	2011 Jobs	2015 Jobs	Change	% Change	Openings	2011 Median Hourly Earnings
Regional Total	188	200	12	6%	27	\$20.10
State Total	2,645	2,755	110	4%	317	\$19.09
National Total	154,040	165,096	11,056	7%	23,094	\$17.32

Source: EMSI Complete Employment - 2011.3

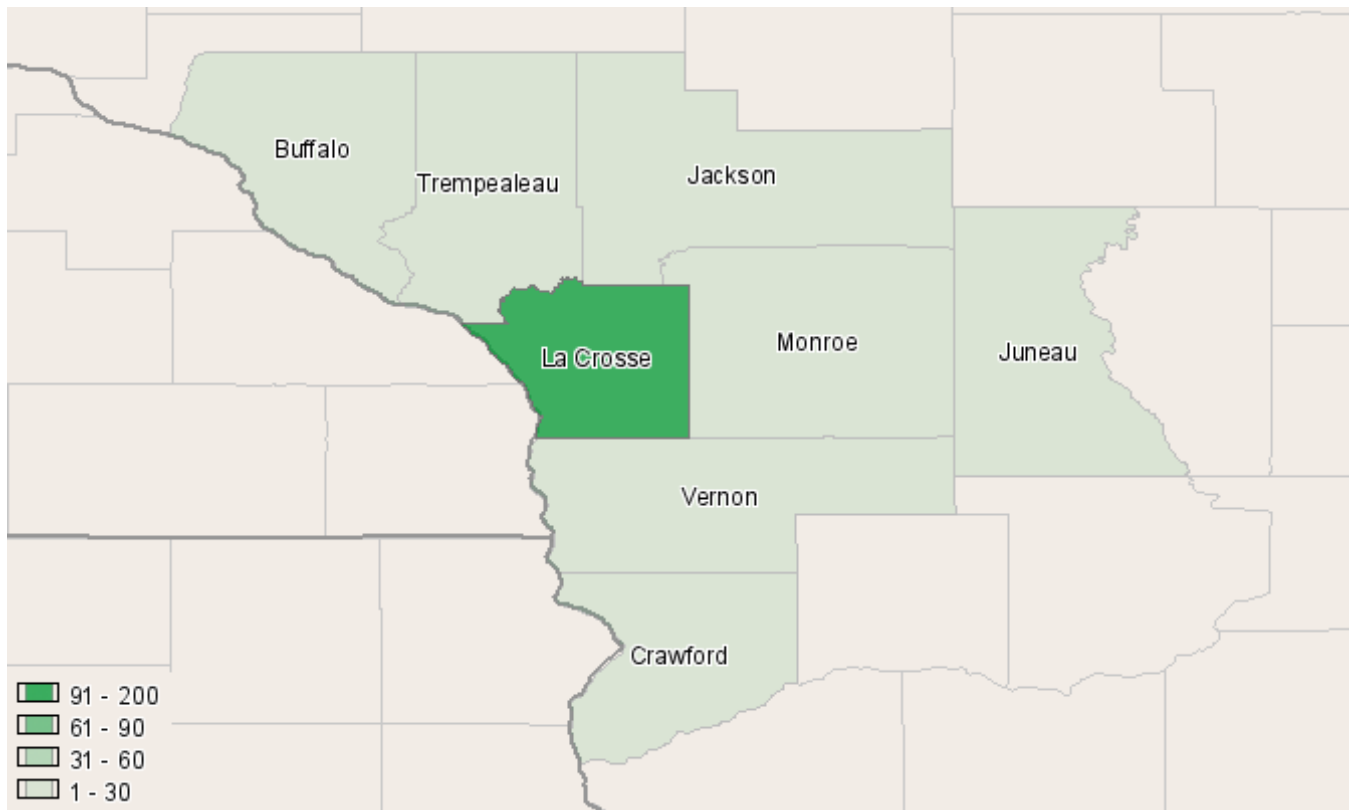
## Top Industries for Selected Occupation



NAICS Code	Name	2011 Jobs	2015 Jobs	Change	% Change
622110	General Medical and Surgical Hospitals	132	143	11	8%
930000	Local government	16	16	0	0%
621111	Offices of Physicians (except Mental Health Specialists)	14	13	-1	-7%
920000	State government	<10	<10	--	--
911000	Federal government, civilian, except postal service	<10	<10	--	--
621991	Blood and Organ Banks	<10	<10	--	--
621999	All Other Miscellaneous Ambulatory Health Care Services	<10	<10	--	--

Source: EMSI Complete Employment - 2011.3

## Occupation Distribution



County	2011 Jobs
La Crosse, WI (55063)	126
Monroe, WI (55081)	18
Vernon, WI (55123)	12
Juneau, WI (55057)	<10
Jackson, WI (55053)	<10
Trempealeau, WI (55121)	<10
Crawford, WI (55023)	<10
Buffalo, WI (55011)	<10

Source: EMSI Complete Employment - 2011.3

## Three Year Graduate Employers

---

### Medical Lab Technician

#### 2007-2008

Graduates	8
Graduates Responding	7
<b>Employed in Related Occupations</b>	<b>7</b>
Employed in Non-Related Occupations	0
Seeking Employment	0
Not in Labor Market	0

Medical Lab Tech	St. Elizabeth's Medical Center, Elgin, MN
Medical Lab Tech	Franciscan Skemp, La Crosse, WI
Clinical Lab Tech	Winona Clinic, Winona, MN
Medical Lab Tech	Southwest Health Center, IL
Medical Lab Tech	Gundersen Lutheran, La Crosse, WI
Plasma Tech	Bio-Life Plasma Services, Onalaska, WI
Clinical Lab Tech	Aspirus Clinic, Wausau, WI

#### 2008-2009

Graduates	8
Graduates Responding	8
<b>Employed in Related Occupations</b>	<b>5</b>
Employed in Non-Related Occupations	1
Seeking Employment	1
Not in Labor Market	1

Clinical Lab Tech	Tomah Memorial Hospital, Tomah, WI
Clinical Lab Tech	Allina Hospitals and Clinics, Buffalo, MN
Clinical Lab Tech	Gundersen Lutheran, La Crosse, WI
Medical Lab Tech	St. Elizabeth Medical Center, Wabasha, MN
Medical Lab Tech	Franciscan Skemp Healthcare, Tomah, WI

2009-2010

Graduates	15
Graduates Responding	10
<b>Employed in Related Occupations</b>	<b>10</b>
Employed in Non-Related Occupations	0
Seeking Employment	0
Continuing Education	0
Not in Labor Market	0

Lab Technician	Mile Bluff Medical Center, Mauston, WI
Lab Technician	Winona Health, Winona, MN
Medical Lab Technician	St. Elizabeth's Hospital, Wabasha, MN
Medical Lab Technician	Richland Hospital, Richland Center, WI
Medical Lab Technician	University of Wisconsin, Middleton, WI
Medical Lab Technician	Mayo Clinic, Rochester, MN
Medical Lab Technician	Franciscan Skemp, Onalaska, WI
Medical Lab Technician	Moundview Memorial Hospital, Friendship, WI
Medical Lab Technician	Southwest Health Center, Platteville, WI
Phlebotomist	Franciscan Skemp, Onalaska, WI

## **Region Information**

### **Region: Western Technical College District**

Description: Western District Counties

County Areas: Buffalo, Wisconsin (55011), Crawford, Wisconsin (55023), Jackson, Wisconsin (55053), Juneau, Wisconsin (55057), La Crosse, Wisconsin (55063), Monroe, Wisconsin (55081), Trempealeau, Wisconsin (55121), Vernon, Wisconsin (55123)

## **Data Sources and Calculations**

### **Industry Data**

In order to capture a complete picture of industry employment, EMSI basically combines covered employment data from Quarterly Census of Employment and Wages (QCEW) produced by the Department of Labor with total employment data in Regional Economic Information System (REIS) published by the Bureau of Economic Analysis (BEA), augmented with County Business Patterns (CBP) and Non-employer Statistics (NES) published by the U.S. Census Bureau. Projections are based on the latest available EMSI industry data, 15-year past local trends in each industry, growth rates in statewide and (where available) sub-state area industry projections published by individual state agencies, and (in part) growth rates in national projections from the Bureau of Labor Statistics.

### **Occupational Data**

Organizing regional employment information by occupation provides a workforce-oriented view of the regional economy. EMSI's occupation data are based on EMSI's industry data and regional staffing patterns taken from the Occupational Employment Statistics program (U.S. Bureau of Labor Statistics). Wage information is partially derived from the American Community Survey. The occupation-to-program (SOC-to-CIP) crosswalk is based on one from the U.S. Department of Education, with customizations by EMSI.

### **State Data Sources**

This report uses state data from the following agencies:

- Wisconsin Department of Workforce Development
- Bureau of Workforce Information