

Occupational Therapy Assistant

Five Year Trend

Five Year Enrollment Change	83.0%		FY 2008 FTEs	25.27
Five Year FTEs Change	56.0%		FY 2009 FTEs	25.40
Five Year Graduate Change	75.0%		FY 2010 FTEs	42.73
FY 2007 Enrollee	53		FY 2011 FTEs	53.30
FY 2008 Enrollee	51		FY 2007 Graduate	8
FY 2009 Enrollee	44		FY 2008 Graduate	6
FY 2010 Enrollee	76		FY 2009 Graduate	8
FY 2011 Enrollee	97		FY 2010 Graduate	5
FY 2007 FTEs	34.17		FY 2011 Graduate	14

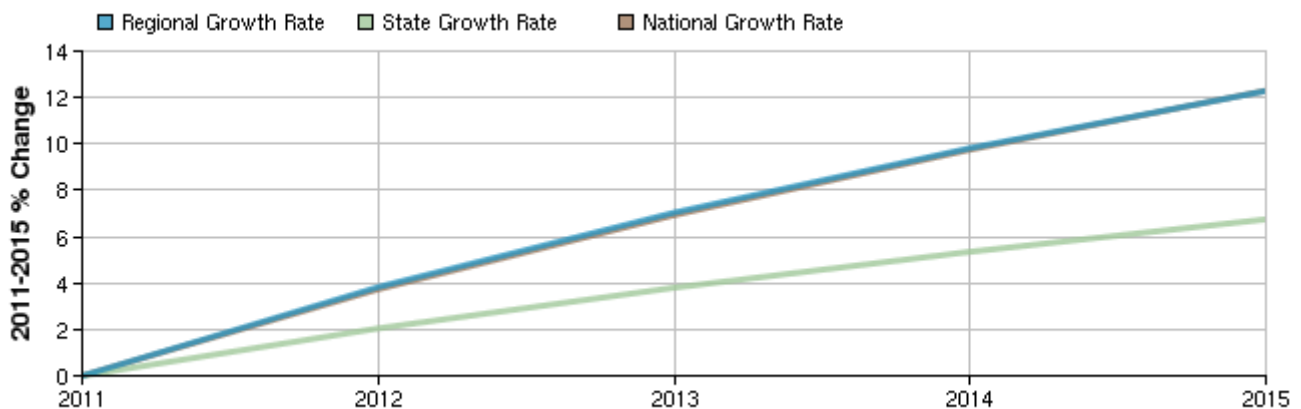
Selected Occupations

Occupation	Education Level
Occupational therapist assistants (SOC 31-2011)	Associate's degree

Executive Summary

Basic Information	
2011 Occupational Jobs	54
2015 Occupational Jobs	61
Total Change	7
Total % Change	12.95%
Openings	10
2011 Median Hourly Earnings	\$20.47

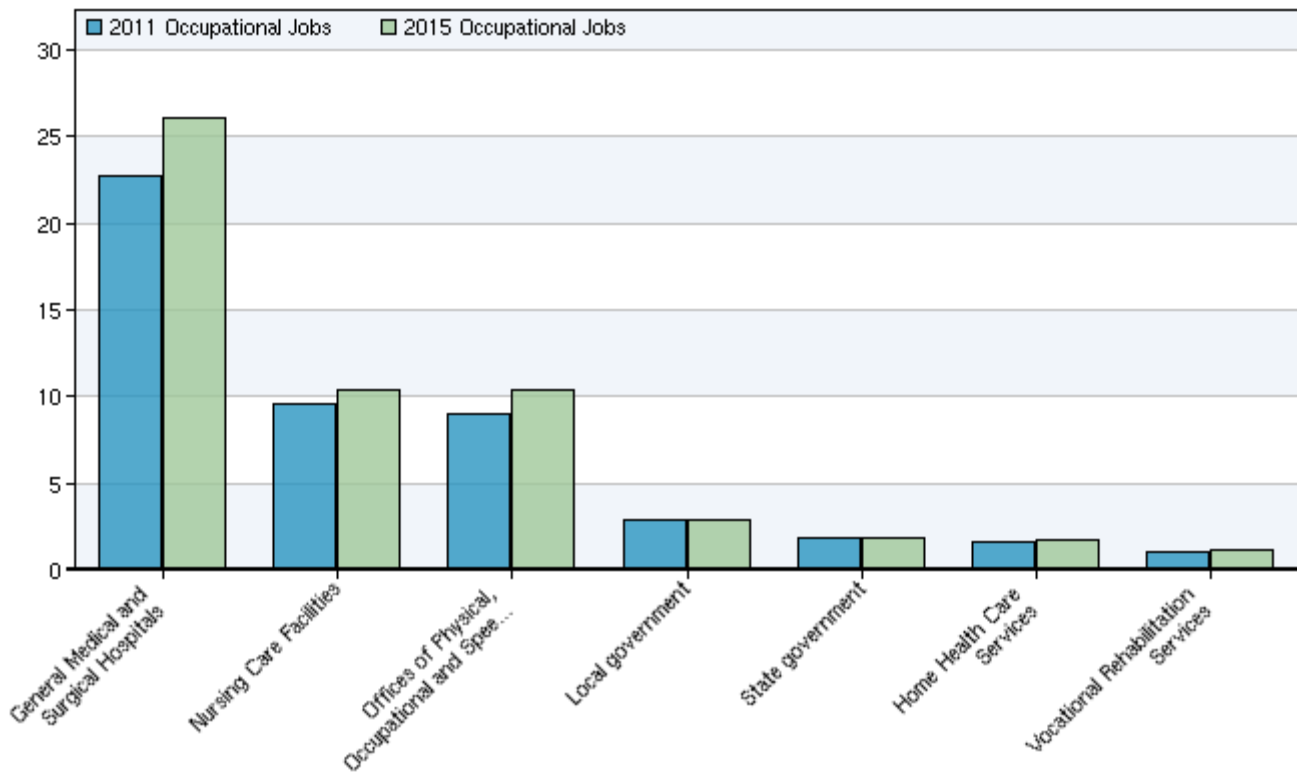
Occupational Change Summary



Region	2011 Jobs	2015 Jobs	Change	% Change	Openings	2011 Median Hourly Earnings
Regional Total	54	61	7	13%	10	\$20.47
State Total	815	870	55	7%	107	\$20.53
National Total	30,352	34,084	3,732	12%	5,533	\$23.12

Source: EMSI Complete Employment - 2011.3

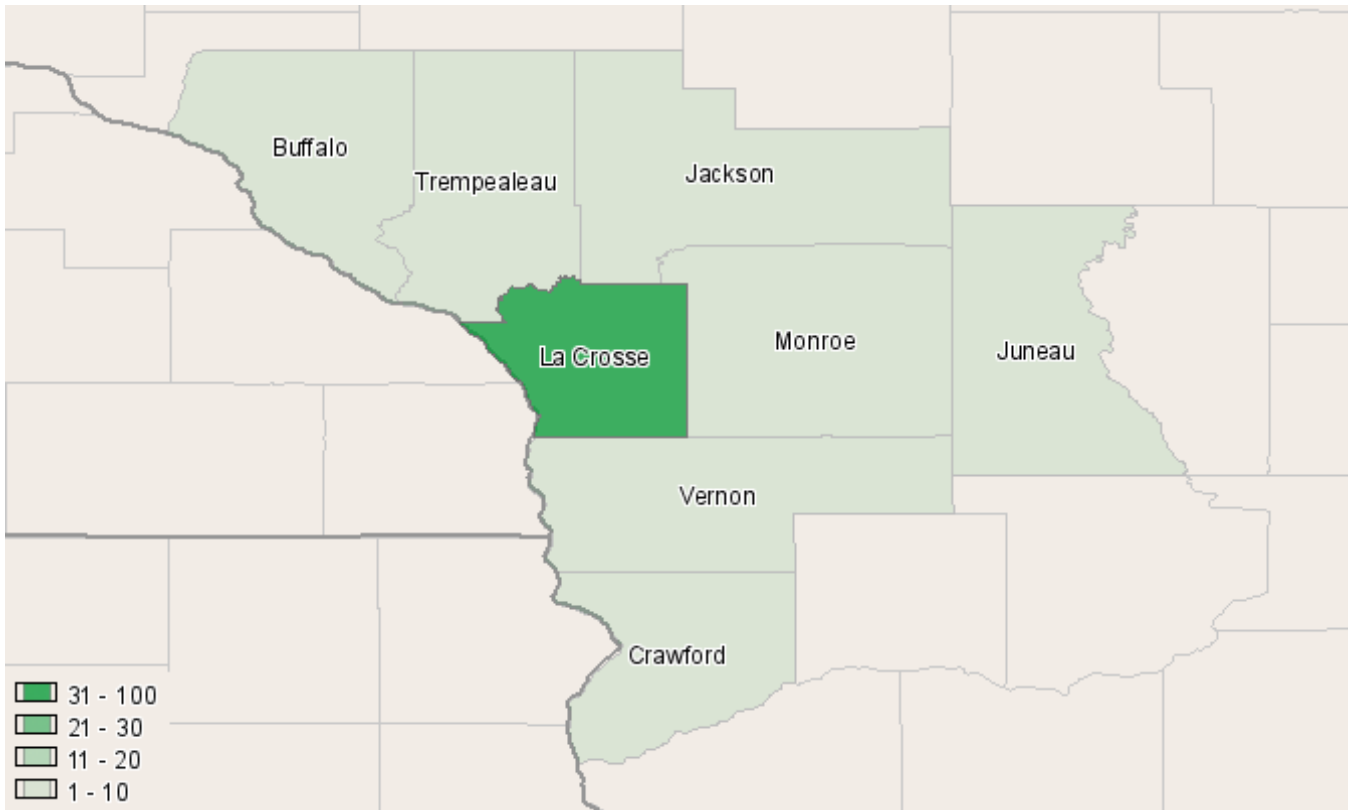
Top Industries for Selected Occupation



NAICS Code	Name	2011 Jobs	2015 Jobs	Change	% Change
622110	General Medical and Surgical Hospitals	23	26	3	13%
623110	Nursing Care Facilities	<10	10	--	--
621340	Offices of Physical, Occupational and Speech Therapists, and Audiologists	<10	10	--	--
930000	Local government	<10	<10	--	--
920000	State government	<10	<10	--	--
621610	Home Health Care Services	<10	<10	--	--
624310	Vocational Rehabilitation Services	<10	<10	--	--

Source: EMSI Complete Employment - 2011.3

Occupation Distribution



County	2011 Jobs
La Crosse, WI (55063)	38
Monroe, WI (55081)	<10
Vernon, WI (55123)	<10
Trempealeau, WI (55121)	<10
Juneau, WI (55057)	<10
Jackson, WI (55053)	<10
Crawford, WI (55023)	<10
Buffalo, WI (55011)	<10

Source: EMSI Complete Employment - 2011.3

Three Year Graduate Employers

Occupational Therapy Assistant

2007-2008

Graduates	6
Graduates Responding	6
Employed in Related Occupations	4
Employed in Non-Related Occupations	1
Seeking Employment	0
Not in Labor Market	1

Certified Occupational Therapist Assistant	Therapy Network, Winona, MN
Certified Occupational Therapist Assistant	Northeast Metro School District, ST. Paul, MN
Certified Occupational Therapist Assistant	People First, Eau Claire, WI
Occupational Therapist Assistant	Aegis Therapies, Fort Smith, AR

2008-2009

Graduates	8
Graduates Responding	6
Employed in Related Occupations	6
Employed in Non-Related Occupations	0
Seeking Employment	0
Not in Labor Market	0

Certified Occupational Therapy Assistant	Health Reach Rehabilitation, Sheboygan, WI
Certified Occupational Therapy Assistant	SaluCare Rehabilitation, La Crosse, WI
Certified Occupational Therapy Assistant	Achieve Therapy Solutions, Blair, WI
Certified Occupational Therapy Assistant	MVP Rehab, Onalaska, WI
Certified Occupational Therapy Assistant	Therapy Network, Inc., La Crosse, WI
Therapy Aid	Bethany St. Joseph, La Crosse, WI

2009-2010

Graduates	5
Graduates Responding	5
Employed in Related Occupations	3
Employed in Non-Related Occupations	2
Seeking Employment	0
Continuing Education	0
Not in Labor Market	0

Certified Occupational Therapy Assistant	Innovations Rehabilitation, Sparta, WI
Direct Care Staff	Catholic Charities, La Crosse, WI

Region Information

Region: Western Technical College District

Description: Western District Counties

County Areas: Buffalo, Wisconsin (55011), Crawford, Wisconsin (55023), Jackson, Wisconsin (55053), Juneau, Wisconsin (55057), La Crosse, Wisconsin (55063), Monroe, Wisconsin (55081), Trempealeau, Wisconsin (55121), Vernon, Wisconsin (55123)

Data Sources and Calculations

Industry Data

In order to capture a complete picture of industry employment, EMSI basically combines covered employment data from Quarterly Census of Employment and Wages (QCEW) produced by the Department of Labor with total employment data in Regional Economic Information System (REIS) published by the Bureau of Economic Analysis (BEA), augmented with County Business Patterns (CBP) and Non-employer Statistics (NES) published by the U.S. Census Bureau. Projections are based on the latest available EMSI industry data, 15-year past local trends in each industry, growth rates in statewide and (where available) sub-state area industry projections published by individual state agencies, and (in part) growth rates in national projections from the Bureau of Labor Statistics.

Occupational Data

Organizing regional employment information by occupation provides a workforce-oriented view of the regional economy. EMSI's occupation data are based on EMSI's industry data and regional staffing patterns taken from the Occupational Employment Statistics program (U.S. Bureau of Labor Statistics). Wage information is partially derived from the American Community Survey. The occupation-to-program (SOC-to-CIP) crosswalk is based on one from the U.S. Department of Education, with customizations by EMSI.

State Data Sources

This report uses state data from the following agencies:

- Wisconsin Department of Workforce Development
- Bureau of Workforce Information