

# Paramedic Technician

## Five Year Trend

Five Year Enrollment Change	0.0%		FY 2008 FTEs	11.90
Five Year FTEs Change	-11.2%		FY 2009 FTEs	12.57
Five Year Graduate Change	-66.7%		FY 2010 FTEs	9.63
FY 2007 Enrollee	33		FY 2011 FTEs	14.80
FY 2008 Enrollee	22		FY 2007 Graduate	3
FY 2009 Enrollee	26		FY 2008 Graduate	1
FY 2010 Enrollee	27		FY 2009 Graduate	4
FY 2011 Enrollee	33		FY 2010 Graduate	2
FY 2007 FTEs	16.67		FY 2011 Graduate	1

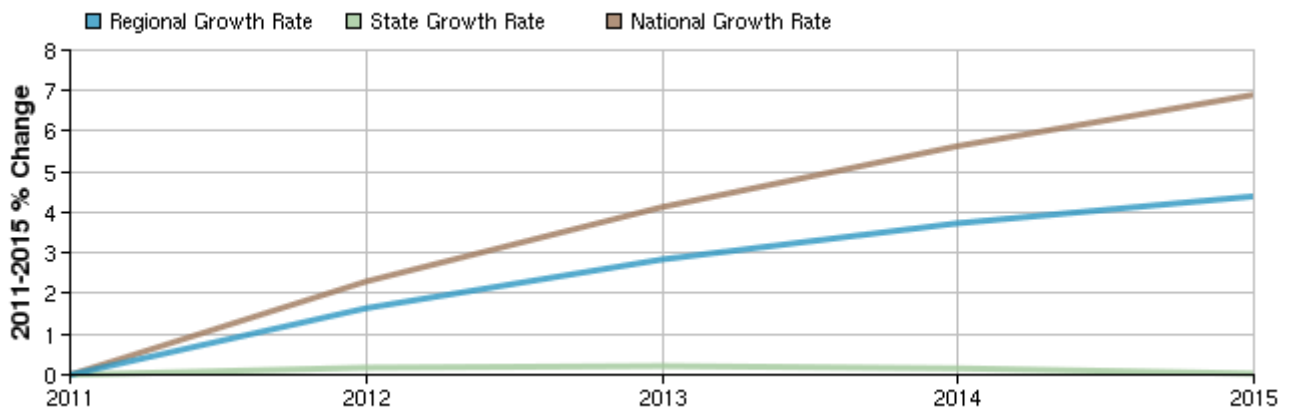
## Selected Occupations

Occupation	Education Level
Emergency medical technicians and paramedics (SOC 29-2041)	Postsecondary vocational award

## Executive Summary

Basic Information	
2011 Occupational Jobs	437
2015 Occupational Jobs	457
Total Change	20
Total % Change	4.57%
Openings	58
2011 Median Hourly Earnings	\$11.56

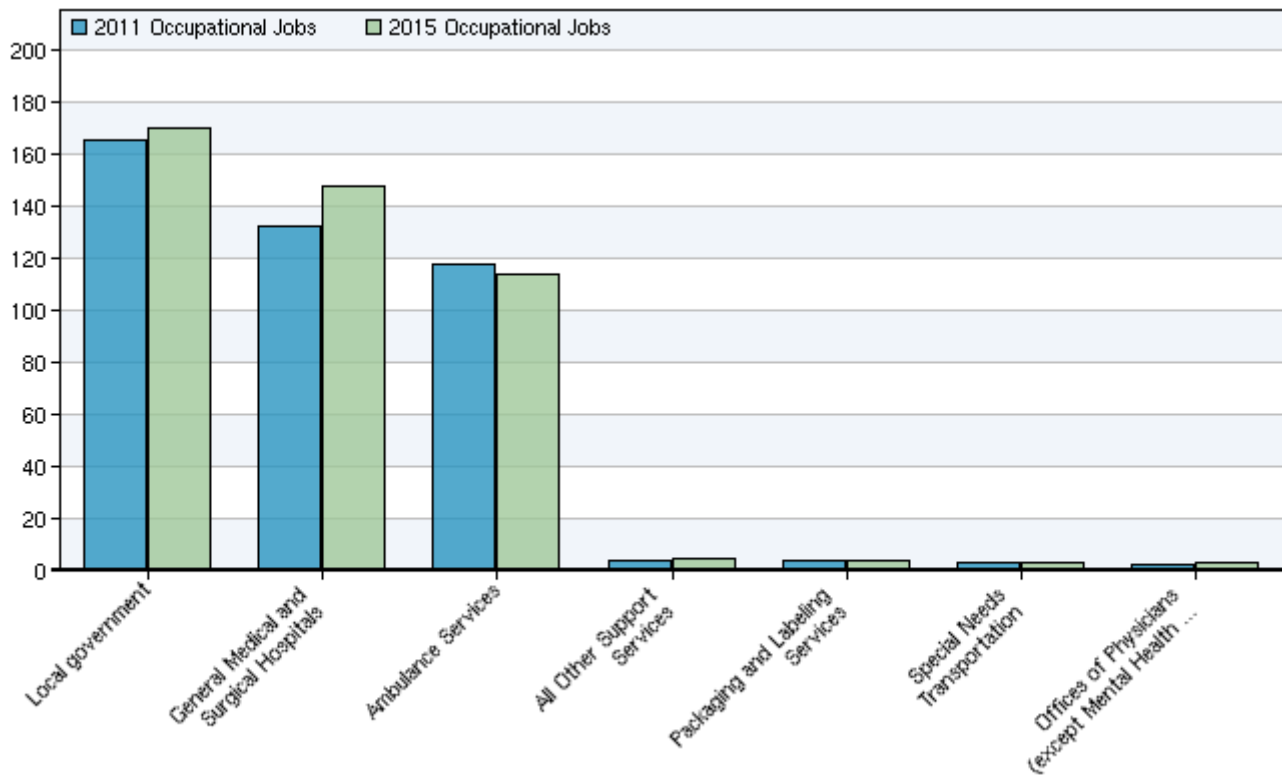
## Occupational Change Summary



Region	2011 Jobs	2015 Jobs	Change	% Change	Openings	2011 Median Hourly Earnings
Regional Total	437	457	20	5%	58	\$11.56
State Total	5,634	5,636	2	0%	622	\$13.18
National Total	221,449	236,730	15,281	7%	35,724	\$14.49

Source: EMSI Complete Employment - 2011.3

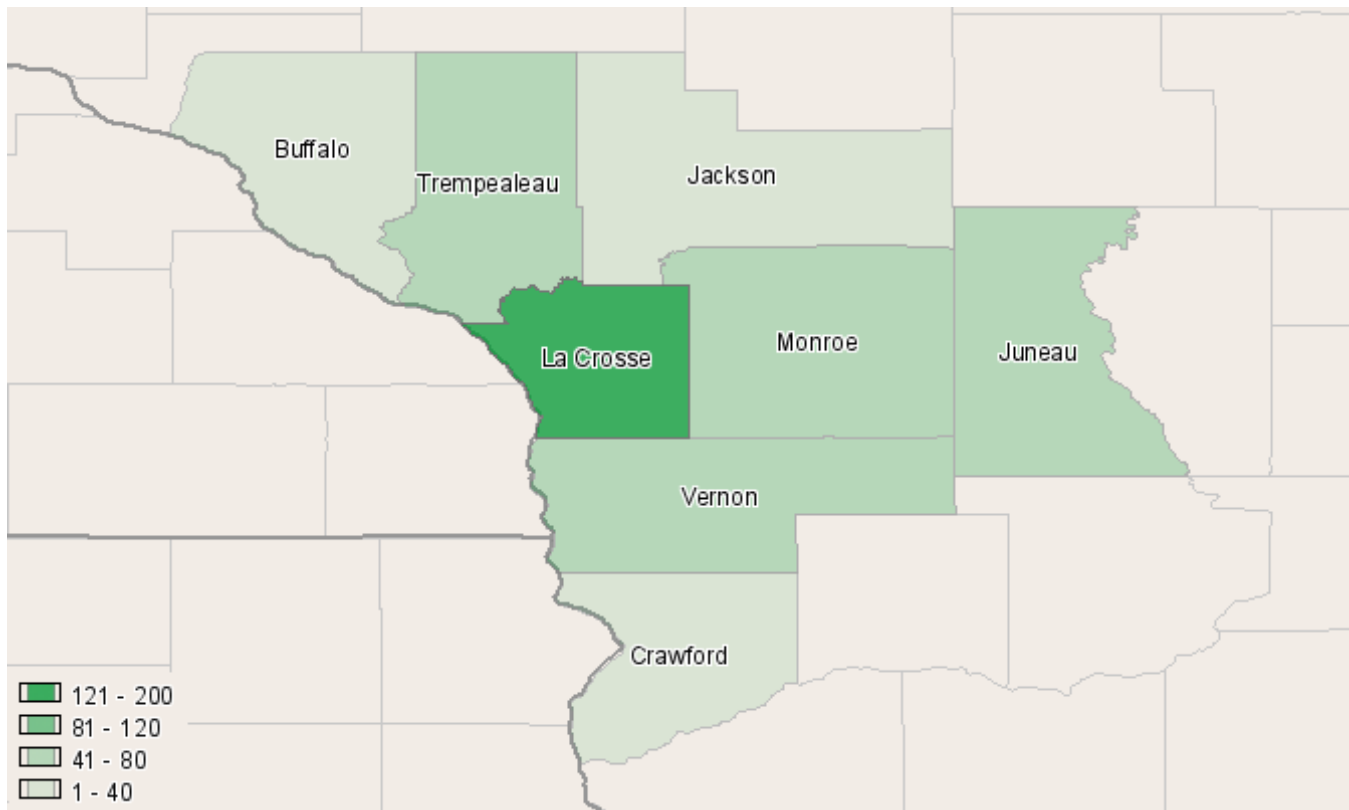
## Top Industries for Selected Occupation



NAICS Code	Name	2011 Jobs	2015 Jobs	Change	% Change
930000	Local government	165	170	5	3%
622110	General Medical and Surgical Hospitals	133	148	15	11%
621910	Ambulance Services	117	114	-3	-3%
561990	All Other Support Services	<10	<10	--	--
561910	Packaging and Labeling Services	<10	<10	--	--
485991	Special Needs Transportation	<10	<10	--	--
621111	Offices of Physicians (except Mental Health Specialists)	<10	<10	--	--

Source: EMSI Complete Employment - 2011.3

## Occupation Distribution



County	2011 Jobs
La Crosse, WI (55063)	161
Juneau, WI (55057)	76
Vernon, WI (55123)	47
Trempealeau, WI (55121)	46
Monroe, WI (55081)	45
Jackson, WI (55053)	30
Crawford, WI (55023)	23
Buffalo, WI (55011)	<10

Source: EMSI Complete Employment - 2011.3

## Three Year Graduate Employers

---

### Paramedic Technician

#### 2007-2008

Graduates	1
Graduates Responding	1
<b>Employed in Related Occupations</b>	<b>1</b>
Employed in Non-Related Occupations	0
Seeking Employment	0
Not in Labor Market	0

Paramedic La Crosse, WI

#### 2008-2009

Graduates	4
Graduates Responding	4
<b>Employed in Related Occupations</b>	<b>4</b>
Employed in Non-Related Occupations	0
Seeking Employment	0
Not in Labor Market	0

Paramedic

Paramedic Baraboo Area Ambulance, Baraboo, WI

Paramedic Tri-State Ambulance, La Crosse, WI

Paramedic Winona Area Ambulance Service, Winona, MN

#### 2009-2010

Graduates	2
Graduates Responding	1
<b>Employed in Related Occupations</b>	<b>1</b>
Employed in Non-Related Occupations	0
Seeking Employment	0
Not in Labor Market	0
Continuing Education	0

Paramedic Sparta Ambulance/TriState Ambulance, Sparta, WI

## **Region Information**

### **Region: Western Technical College District**

Description: Western District Counties

County Areas: Buffalo, Wisconsin (55011), Crawford, Wisconsin (55023), Jackson, Wisconsin (55053), Juneau, Wisconsin (55057), La Crosse, Wisconsin (55063), Monroe, Wisconsin (55081), Trempealeau, Wisconsin (55121), Vernon, Wisconsin (55123)

## **Data Sources and Calculations**

### **Industry Data**

In order to capture a complete picture of industry employment, EMSI basically combines covered employment data from Quarterly Census of Employment and Wages (QCEW) produced by the Department of Labor with total employment data in Regional Economic Information System (REIS) published by the Bureau of Economic Analysis (BEA), augmented with County Business Patterns (CBP) and Non-employer Statistics (NES) published by the U.S. Census Bureau. Projections are based on the latest available EMSI industry data, 15-year past local trends in each industry, growth rates in statewide and (where available) sub-state area industry projections published by individual state agencies, and (in part) growth rates in national projections from the Bureau of Labor Statistics.

### **Occupational Data**

Organizing regional employment information by occupation provides a workforce-oriented view of the regional economy. EMSI's occupation data are based on EMSI's industry data and regional staffing patterns taken from the Occupational Employment Statistics program (U.S. Bureau of Labor Statistics). Wage information is partially derived from the American Community Survey. The occupation-to-program (SOC-to-CIP) crosswalk is based on one from the U.S. Department of Education, with customizations by EMSI.

### **State Data Sources**

This report uses state data from the following agencies:

- Wisconsin Department of Workforce Development
- Bureau of Workforce Information