

Surgical Technologist

Five Year Trend

Five Year Enrollment Change	35.3%		FY 2008 FTEs	30.23
Five Year FTEs Change	43.0%		FY 2009 FTEs	31.60
Five Year Graduate Change	54.5%		FY 2010 FTEs	31.83
FY 2007 Enrollee	51		FY 2011 FTEs	30.36
FY 2008 Enrollee	58		FY 2007 Graduate	11
FY 2009 Enrollee	82		FY 2008 Graduate	16
FY 2010 Enrollee	70		FY 2009 Graduate	14
FY 2011 Enrollee	69		FY 2010 Graduate	14
FY 2007 FTEs	21.23		FY 2011 Graduate	17

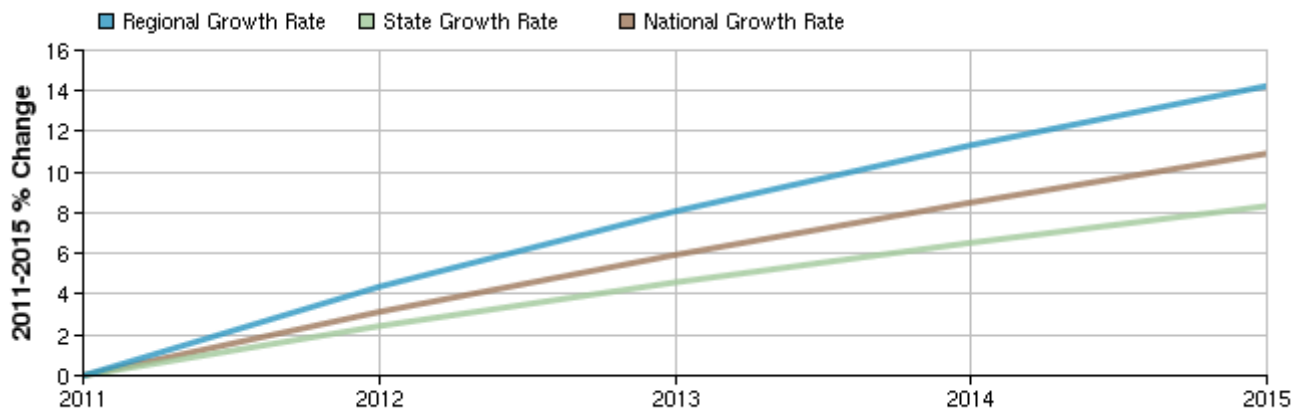
Selected Occupations

Occupation	Education Level
Surgical technologists (SOC 29-2055)	Postsecondary vocational award

Executive Summary

Basic Information	
2011 Occupational Jobs	192
2015 Occupational Jobs	219
Total Change	27
Total % Change	14.06%
Openings	47
2011 Median Hourly Earnings	\$18.32

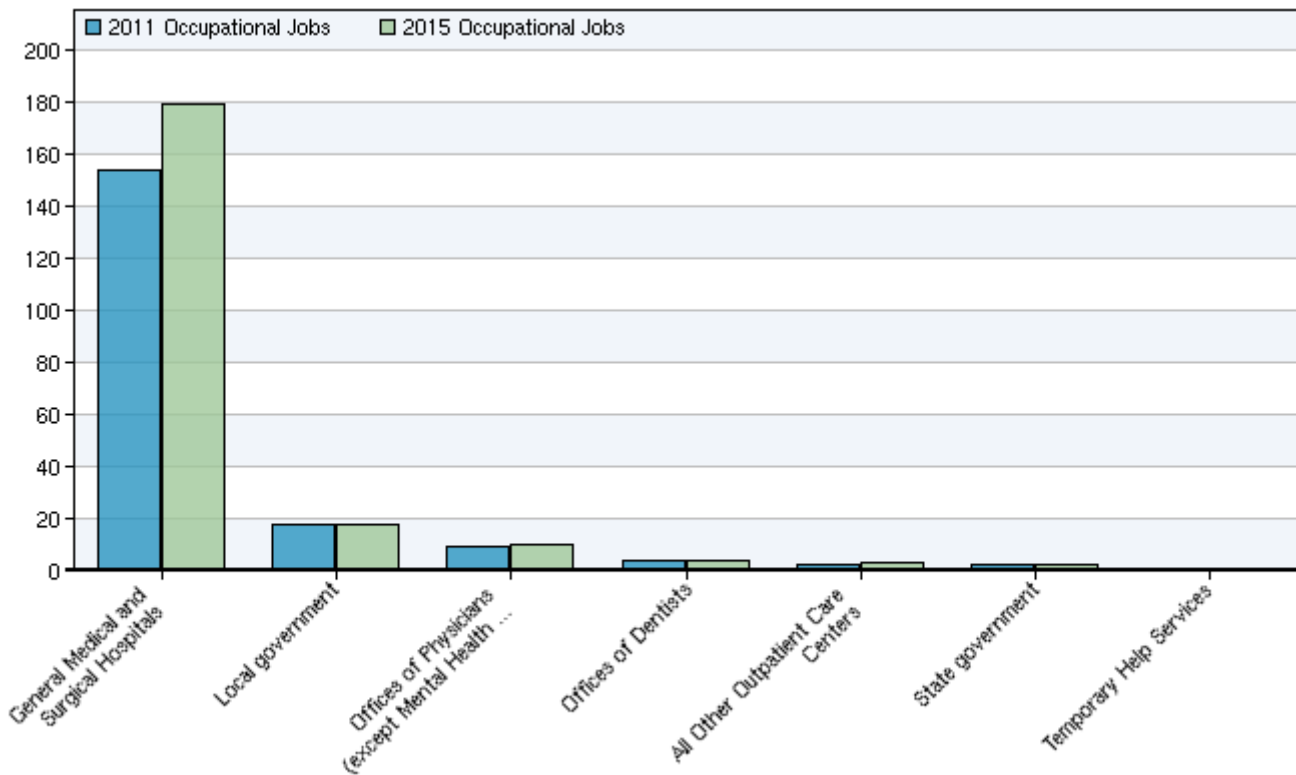
Occupational Change Summary



Region	2011 Jobs	2015 Jobs	Change	% Change	Openings	2011 Median Hourly Earnings
Regional Total	192	219	27	14%	47	\$18.32
State Total	2,669	2,891	222	8%	494	\$21.22
National Total	93,442	103,647	10,205	11%	19,752	\$18.97

Source: EMSI Complete Employment - 2011.3

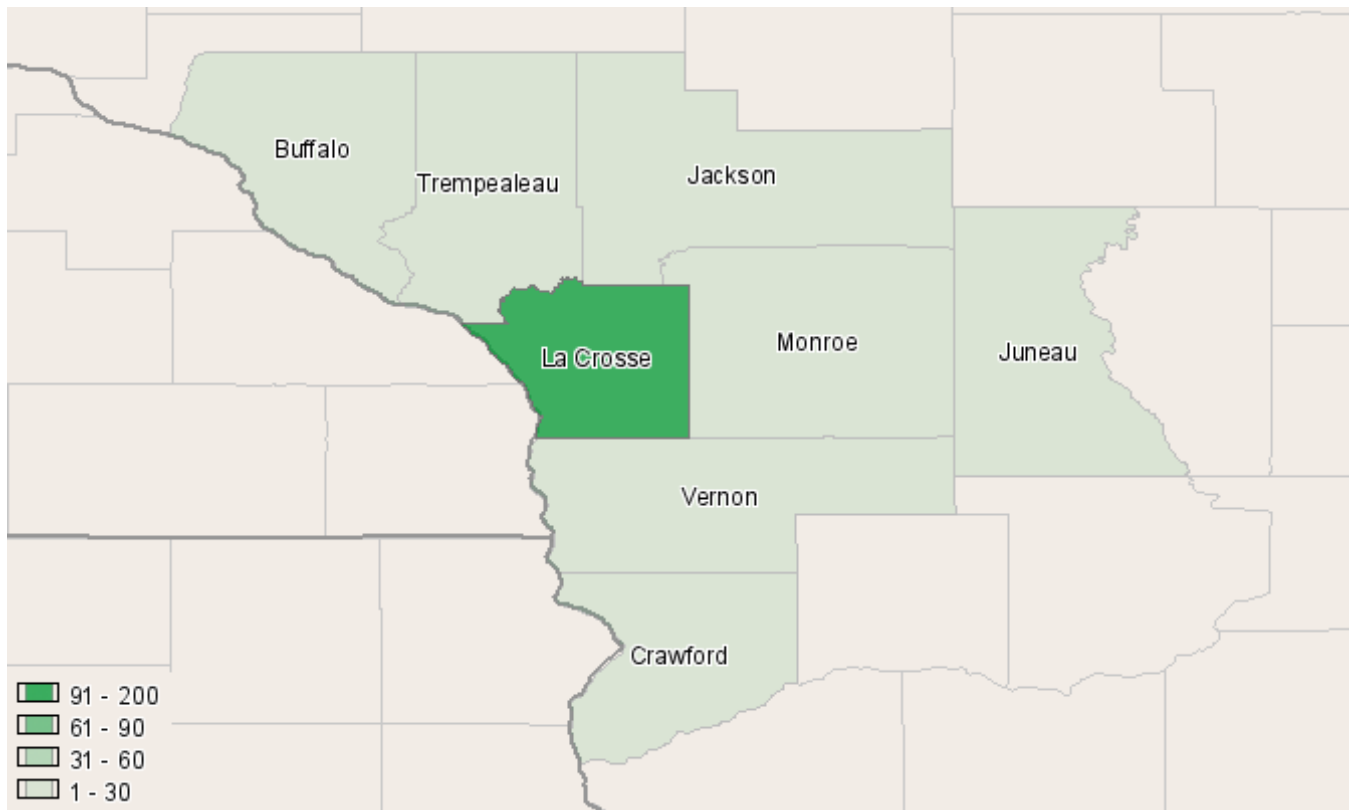
Top Industries for Selected Occupation



NAICS Code	Name	2011 Jobs	2015 Jobs	Change	% Change
622110	General Medical and Surgical Hospitals	154	179	25	16%
930000	Local government	17	18	1	6%
621111	Offices of Physicians (except Mental Health Specialists)	<10	10	--	--
621210	Offices of Dentists	<10	<10	--	--
621498	All Other Outpatient Care Centers	<10	<10	--	--
920000	State government	<10	<10	--	--
561320	Temporary Help Services	<10	<10	--	--

Source: EMSI Complete Employment - 2011.3

Occupation Distribution



County	2011 Jobs
La Crosse, WI (55063)	122
Monroe, WI (55081)	18
Vernon, WI (55123)	17
Jackson, WI (55053)	11
Crawford, WI (55023)	<10
Trempealeau, WI (55121)	<10
Juneau, WI (55057)	<10
Buffalo, WI (55011)	<10

Source: EMSI Complete Employment - 2011.3

Three Year Graduate Employers

Surgical Technologist

2007-2008

Graduates	16
Graduates Responding	15
Employed in Related Occupations	10
Employed in Non-Related Occupations	3
Seeking Employment	0
Not in Labor Market	2

Surgical Tech	Mayo Clinic, Rochester, MN
Surgical Tech	Luther Midelfort, Eau Claire, WI
Surgical Tech	Reedsburg Area Medical Center, Reedsburg, WI
Dental Assistant	Gundersen Lutheran, La Crosse, WI
Surgical Tech	Franciscan Skemp Health Care, La Crosse, WI (3)
Surgical Tech	Richland Center Hospital, Richland Center, WI
Surgical Tech	Reedsburg Area Medical Center, Reedsburg, WI
Operating Room Tech	Tomah Memorial Hospital, Tomah, WI

2008-2009

Graduates	14
Graduates Responding	11
Employed in Related Occupations	4
Employed in Non-Related Occupations	4
Seeking Employment	2
Not in Labor Market	1

Surgical Tech	Amery Regional Medical Center, Amery, WI
Surgical Tech	Aspirus Hospital, Wausau, WI
Surgical Tech	Mercy Medical Center, Janesville, WI
Surgical Tech	Vernon Memorial Healthcare, Viroqua, WI

2009-2010

Graduates	17
Graduates Responding	10
Employed in Related Occupations	4
Employed in Non-Related Occupations	4
Seeking Employment	0
Not in Labor Market	0
Continuing Education	2

Certified Hemodialysis Tech	Gundersen Lutheran, Onalaska, WI
Certified Surgical Tech-Cardiovascular Surgery	St. Mary's Hospital, Rochester, MN
Surgical Tech	Chippewa County Montevideo Hospital, Montevideo, MN
Surgical Tech	Franciscan Skemp, La Crosse, WI

Region Information

Region: Western Technical College District

Description: Western District Counties

County Areas: Buffalo, Wisconsin (55011), Crawford, Wisconsin (55023), Jackson, Wisconsin (55053), Juneau, Wisconsin (55057), La Crosse, Wisconsin (55063), Monroe, Wisconsin (55081), Trempealeau, Wisconsin (55121), Vernon, Wisconsin (55123)

Data Sources and Calculations

Industry Data

In order to capture a complete picture of industry employment, EMSI basically combines covered employment data from Quarterly Census of Employment and Wages (QCEW) produced by the Department of Labor with total employment data in Regional Economic Information System (REIS) published by the Bureau of Economic Analysis (BEA), augmented with County Business Patterns (CBP) and Non-employer Statistics (NES) published by the U.S. Census Bureau. Projections are based on the latest available EMSI industry data, 15-year past local trends in each industry, growth rates in statewide and (where available) sub-state area industry projections published by individual state agencies, and (in part) growth rates in national projections from the Bureau of Labor Statistics.

Occupational Data

Organizing regional employment information by occupation provides a workforce-oriented view of the regional economy. EMSI's occupation data are based on EMSI's industry data and regional staffing patterns taken from the Occupational Employment Statistics program (U.S. Bureau of Labor Statistics). Wage information is partially derived from the American Community Survey. The occupation-to-program (SOC-to-CIP) crosswalk is based on one from the U.S. Department of Education, with customizations by EMSI.

State Data Sources

This report uses state data from the following agencies:

- Wisconsin Department of Workforce Development
- Bureau of Workforce Information