

Welding

Five Year Trend

Five Year Enrollment Change	2.3%		FY 2008 FTEs	33.51
Five Year FTEs Change	-14.7%		FY 2009 FTEs	45.55
Five Year Graduate Change	-26.9%		FY 2010 FTEs	43.91
FY 2007 Enrollee	44		FY 2011 FTEs	26.67
FY 2008 Enrollee	48		FY 2007 Graduate	26
FY 2009 Enrollee	58		FY 2008 Graduate	24
FY 2010 Enrollee	67		FY 2009 Graduate	31
FY 2011 Enrollee	45		FY 2010 Graduate	27
FY 2007 FTEs	31.28		FY 2011 Graduate	19

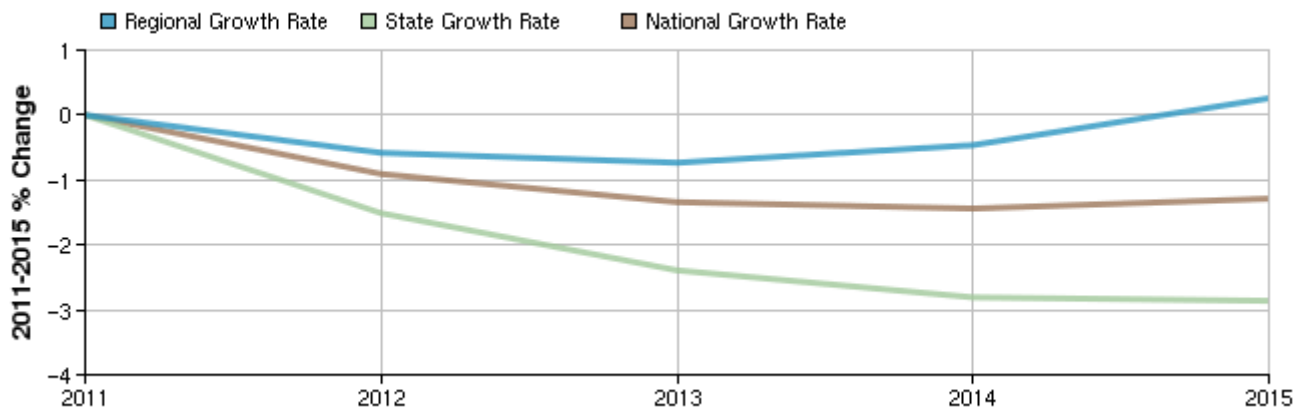
Selected Occupations

Occupation	Education Level
Welders, cutters, solderers, and brazers (SOC 51-4121)	Long-term on-the-job training

Executive Summary

Basic Information	
2011 Occupational Jobs	794
2015 Occupational Jobs	796
Total Change	2
Total % Change	0.25%
Openings	119
2011 Median Hourly Earnings	\$17.34

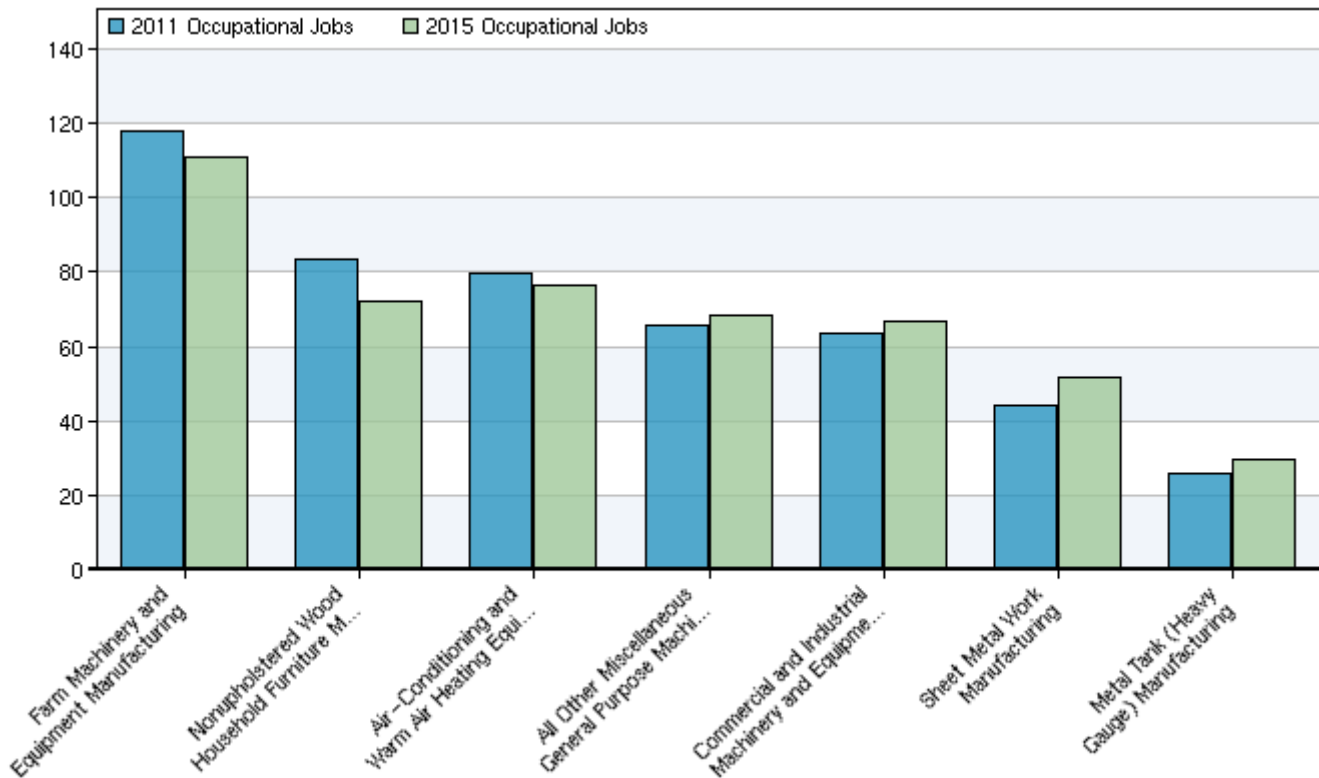
Occupational Change Summary



Region	2011 Jobs	2015 Jobs	Change	% Change	Openings	2011 Median Hourly Earnings
Regional Total	794	796	2	0%	119	\$17.34
State Total	13,935	13,536	-399	-3%	1,977	\$17.86
National Total	392,497	387,441	-5,056	-1%	57,416	\$17.31

Source: EMSI Complete Employment - 2011.3

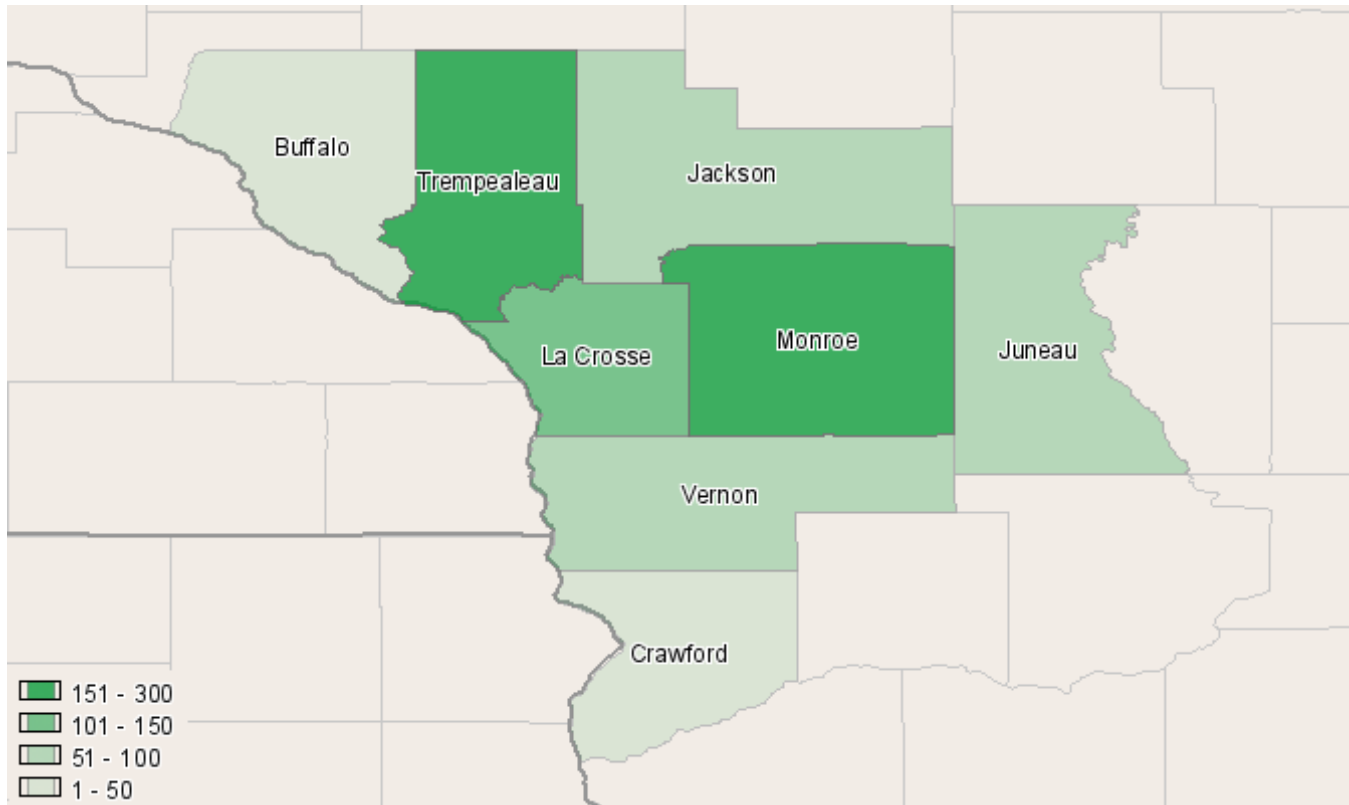
Top Industries for Selected Occupation



NAICS Code	Name	2011 Jobs	2015 Jobs	Change	% Change
333111	Farm Machinery and Equipment Manufacturing	118	111	-7	-6%
337122	No upholstered Wood Household Furniture Manufacturing	84	72	-12	-14%
333415	Air-Conditioning and Warm Air Heating Equipment and Commercial and Industrial Refrigeration Equipment Manufacturing	79	76	-3	-4%
333999	All Other Miscellaneous General Purpose Machinery Manufacturing	65	68	3	5%
811310	Commercial and Industrial Machinery and Equipment (except Automotive and Electronic) Repair and Maintenance	63	67	4	6%
332322	Sheet Metal Work Manufacturing	44	52	8	18%
332420	Metal Tank (Heavy Gauge) Manufacturing	26	30	4	15%

Source: EMSI Complete Employment - 2011.3

Occupation Distribution



County	2011 Jobs
Monroe, WI (55081)	216
Trempealeau, WI (55121)	180
La Crosse, WI (55063)	147
Juneau, WI (55057)	72
Jackson, WI (55053)	66
Vernon, WI (55123)	61
Crawford, WI (55023)	32
Buffalo, WI (55011)	22

Source: EMSI Complete Employment - 2011.3

Three Year Graduate Employers

Welding

2007-2008

Graduates	24
Graduates Responding	22
Employed in Related Occupations	14
Employed in Non-Related Occupations	4
Seeking Employment	3
Not in Labor Market	1

Welder	River Steel, La Crosse, WI (5)
Welder	River Steel, West Salem, WI
Class A Welder	River Steel, Holmen, WI
Welder	Mid City Steel, La Crosse, WI
Welder	Chart Heat Exchange, La Crosse, WI (2)
Welder	IHT, Coon Valley, WI
Welder	Pacal, La Crosse, WI
Welder	Winona Welding, Winona, MN
Welder	Universal Trucking, Centerville, WI

2008-2009

Graduates	32
Graduates Responding	21
Employed in Related Occupations	6
Employed in Non-Related Occupations	7
Seeking Employment	6
Not in Labor Market	2

Braider	Menona Wire, Menona, IA
General Laborer/Welder	Rutlin Cranberry Company, Warrens, WI
Repair Mechanic	S & C Services, La Crosse, WI
Welder	CB&I, Chicago, IL
Welder	Chicago Bridge and Iron, Bolingbrook, IL
Welder/Fabricator	Mathy Construction, Sparta, WI

2009-2010

Graduates	28
Graduates Responding	20
Employed in Related Occupations	9
Employed in Non-Related Occupations	4
Seeking Employment	4
Continuing Education	2
Not in Labor Market	1

Shipping/Receiving	SnoPac Foods, Caledonia, MN
Welder	A&B Process Systems Corp., Stratford, WI
Robot Operator	Curt MFG, Eau Claire, WI
Maintenance	Main Street Ingredients, La Crosse, WI
Welder/Set-up	River Steel Inc., West Salem, WI
Welder/Layout	Thomas and Betts, Hager City, WI
Welder	River Steel Inc., West Salem, WI
Welder	Mid-City Steel, La Crosse, WI (2)

Region Information

Region: Western Technical College District

Description: Western District Counties

County Areas: Buffalo, Wisconsin (55011), Crawford, Wisconsin (55023), Jackson, Wisconsin (55053), Juneau, Wisconsin (55057), La Crosse, Wisconsin (55063), Monroe, Wisconsin (55081), Trempealeau, Wisconsin (55121), Vernon, Wisconsin (55123)

Data Sources and Calculations

Industry Data

In order to capture a complete picture of industry employment, EMSI basically combines covered employment data from Quarterly Census of Employment and Wages (QCEW) produced by the Department of Labor with total employment data in Regional Economic Information System (REIS) published by the Bureau of Economic Analysis (BEA), augmented with County Business Patterns (CBP) and Non-employer Statistics (NES) published by the U.S. Census Bureau. Projections are based on the latest available EMSI industry data, 15-year past local trends in each industry, growth rates in statewide and (where available) sub-state area industry projections published by individual state agencies, and (in part) growth rates in national projections from the Bureau of Labor Statistics.

Occupational Data

Organizing regional employment information by occupation provides a workforce-oriented view of the regional economy. EMSI's occupation data are based on EMSI's industry data and regional staffing patterns taken from the Occupational Employment Statistics program (U.S. Bureau of Labor Statistics). Wage information is partially derived from the American Community Survey. The occupation-to-program (SOC-to-CIP) crosswalk is based on one from the U.S. Department of Education, with customizations by EMSI.

State Data Sources

This report uses state data from the following agencies:

- Wisconsin Department of Workforce Development
- Bureau of Workforce Information