

## Wood Tech

---

### Five Year Trend

---

Five Year Enrollment Change	73.5%		FY 2008 FTEs	32.19
Five Year FTEs Change	23.1%		FY 2009 FTEs	34.79
Five Year Graduate Change	25.0%		FY 2010 FTEs	36.83
FY 2007 Enrollee	34		FY 2011 FTEs	35.56
FY 2008 Enrollee	38		FY 2007 Graduate	16
FY 2009 Enrollee	52		FY 2008 Graduate	7
FY 2010 Enrollee	57		FY 2009 Graduate	19
FY 2011 Enrollee	59		FY 2010 Graduate	15
FY 2007 FTEs	28.89		FY 2011 Graduate	20

### Selected Occupations

---

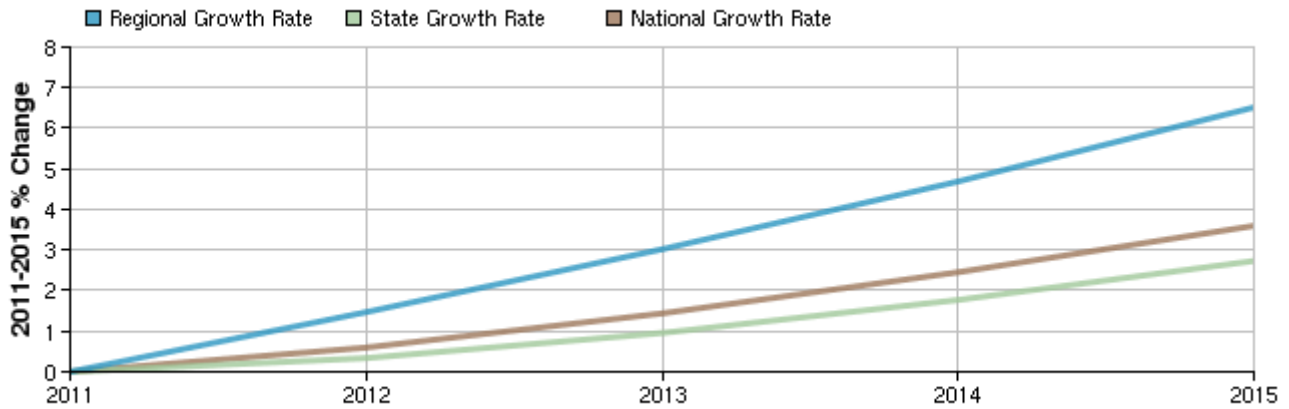
Occupation	Education Level
Carpenters (SOC 47-2031)	Long-term on-the-job training
Construction laborers (SOC 47-2061)	Moderate-term on-the-job training
Painters, construction and maintenance (SOC 47-2141)	Moderate-term on-the-job training
Roofers (SOC 47-2181)	Moderate-term on-the-job training
Construction and related workers, all other (SOC 47-4099)	Moderate-term on-the-job training
Cabinetmakers and bench carpenters (SOC 51-7011)	Long-term on-the-job training

### Executive Summary

---

Basic Information	
2011 Occupational Jobs	3,652
2015 Occupational Jobs	3,889
Total Change	237
Total % Change	6.46%
Openings	461
2011 Median Hourly Earnings	\$15.94

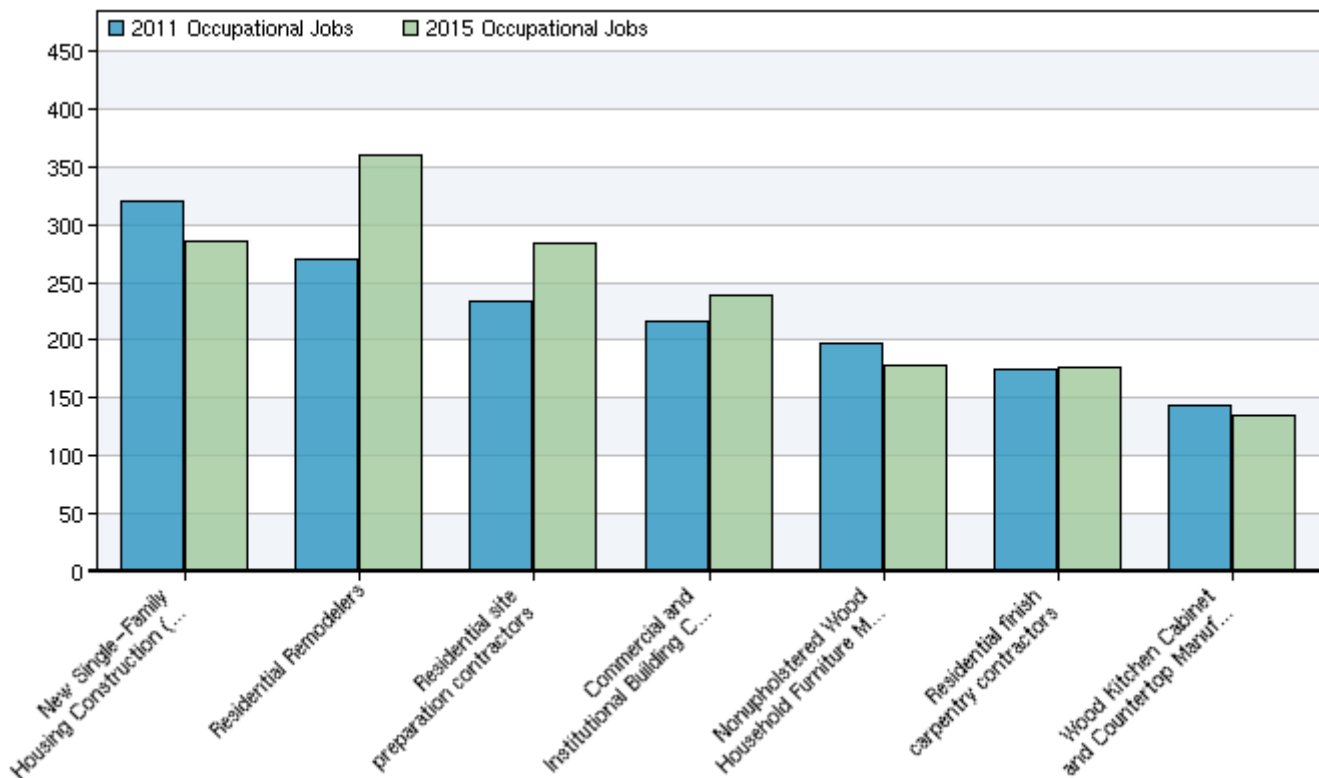
## Occupational Change Summary



Region	2011 Jobs	2015 Jobs	Change	% Change	Openings	2011 Median Hourly Earnings
Regional Total	3,652	3,889	237	6%	461	\$15.94
State Total	61,637	63,320	1,683	3%	5,617	\$17.73
National Total	3,462,441	3,586,963	124,522	4%	319,783	\$16.49

Source: EMSI Complete Employment - 2011.3

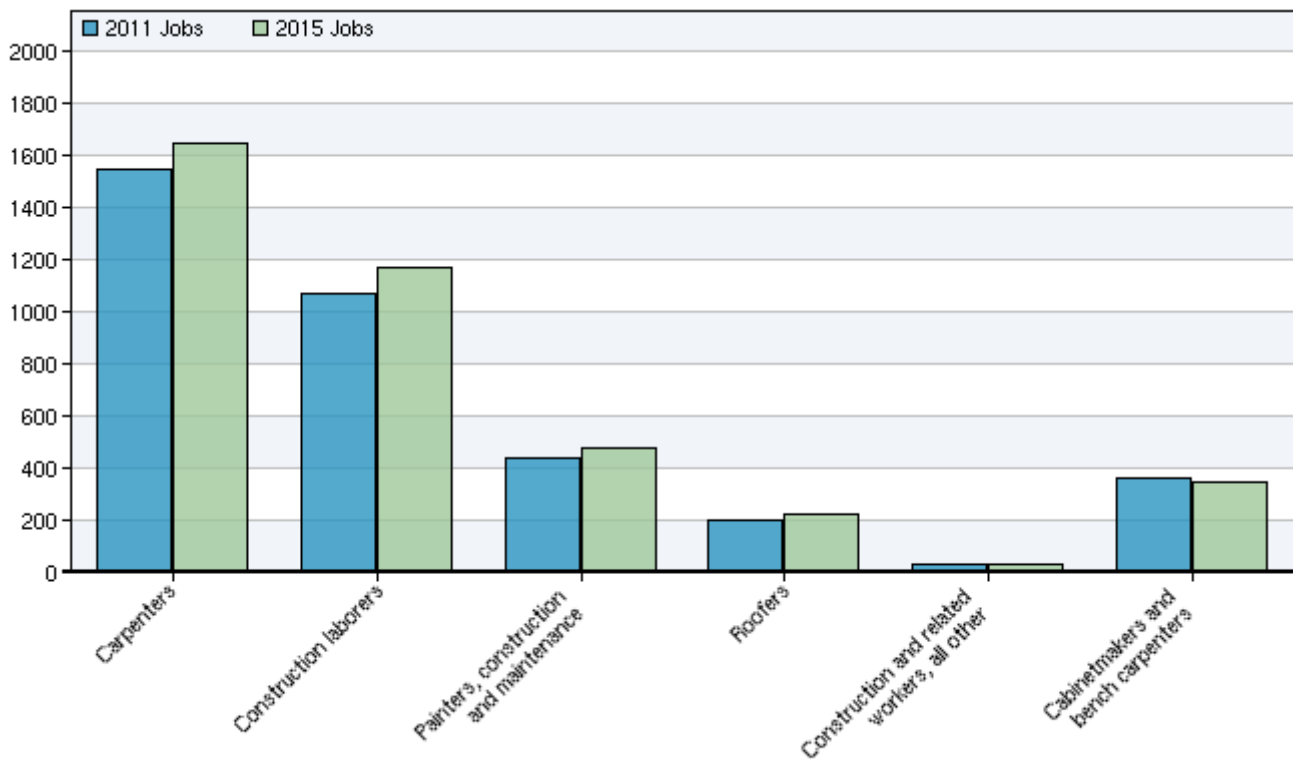
## Top Industries for Selected Occupations



NAICS Code	Name	2011 Jobs	2015 Jobs	Change	% Change
236115	New Single-Family Housing Construction (except Operative Builders)	320	285	-35	-11%
236118	Residential Remodelers	270	360	90	33%
238911	Residential site preparation contractors	234	283	49	21%
236220	Commercial and Institutional Building Construction	216	239	23	11%
337122	No upholstered Wood Household Furniture Manufacturing	198	178	-20	-10%
238351	Residential finish carpentry contractors	175	177	2	1%
337110	Wood Kitchen Cabinet and Countertop Manufacturing	144	135	-9	-6%

Source: EMSI Complete Employment - 2011.3

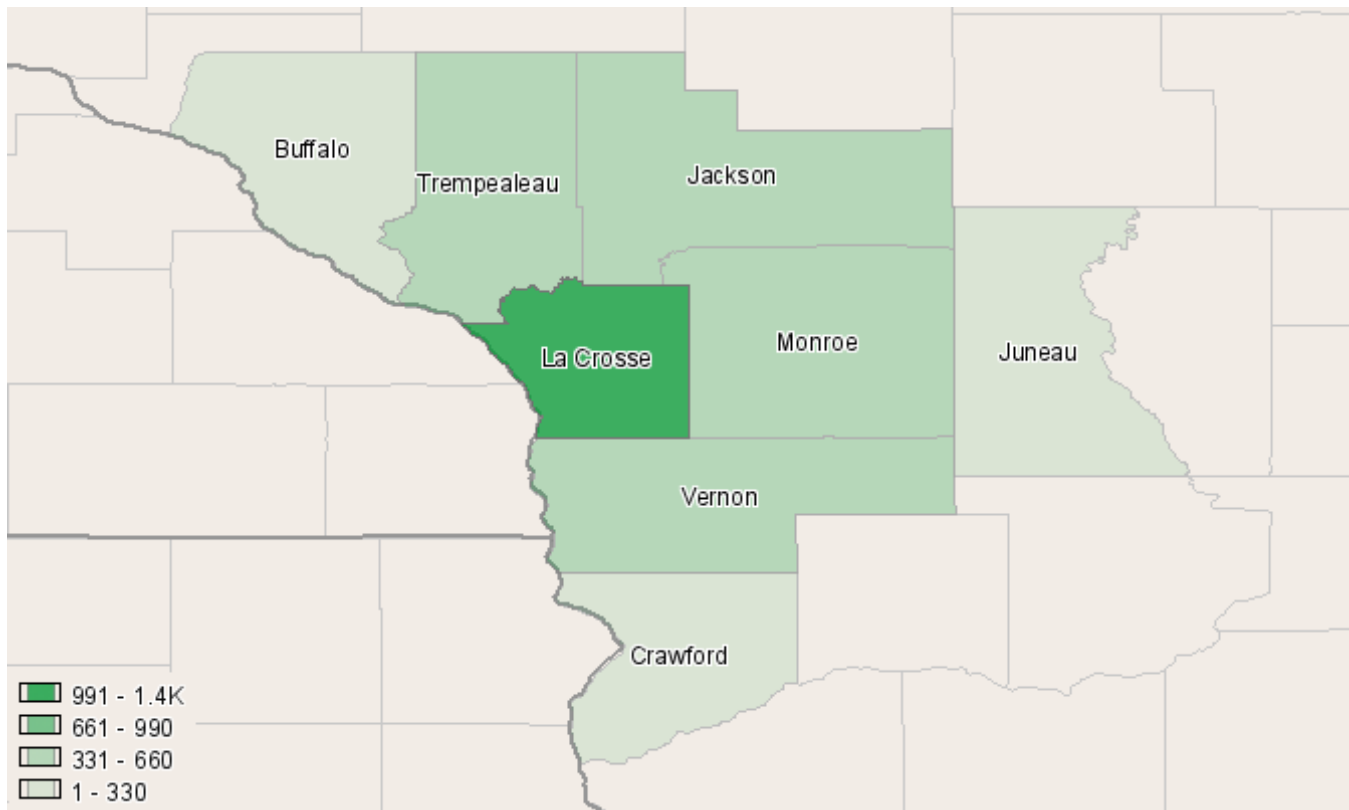
## Occupational Breakdown



SOC Code	Description	2011 Jobs	2015 Jobs	Openings	2011 Median Hourly Earnings
47-2031	Carpenters	1,547	1,646	181	\$16.73
47-2061	Construction laborers	1,070	1,166	130	\$15.46
47-2141	Painters, construction and maintenance	440	475	66	\$15.37
47-2181	Roofers	200	224	37	\$16.50
47-4099	Construction and related workers, all other	31	33	6	\$14.91
51-7011	Cabinetmakers and bench carpenters	364	344	41	\$14.49
	Total	3,652	3,889	461	\$15.94

Source: EMSI Complete Employment - 2011.3

## Occupation Distribution



County	2011 Jobs
La Crosse, WI (55063)	1,336
Monroe, WI (55081)	477
Trempealeau, WI (55121)	406
Jackson, WI (55053)	346
Vernon, WI (55123)	337
Buffalo, WI (55011)	253
Juneau, WI (55057)	250
Crawford, WI (55023)	246

Source: EMSI Complete Employment - 2011.3

## Three Year Graduate Employers

---

### Wood Tech

#### 2007-2008

Graduates	7
Graduates Responding	5
<b>Employed in Related Occupations</b>	<b>4</b>
Employed in Non-Related Occupations	1
Seeking Employment	0
Not in Labor Market	0

Carpenter	Wieser Brothers, La Crescent, MN
Foreman	Lamberton Construction, Lamberton, MN
Carpenter	Benson Construction, La Crosse, WI
Unknown	Ithaca, NY

#### 2008-2009

Graduates	20
Graduates Responding	14
<b>Employed in Related Occupations</b>	<b>7</b>
Employed in Non-Related Occupations	2
Seeking Employment	2
Not in Labor Market	3

Carpenter	Fowler & Hammer, La Crosse, WI
Carpenter	Geary Construction, Viola, WI
Carpenter	Jay Paul Stulvfus, VA
Carpenter	Shelter Bay, Richfield, MN
Construction Worker	Wieser Bros, La Crescent, MN
Custom Cabinet Builder	Creative Cabinets and Millwork, Onalaska, WI
Laborer	Kirchner Custom Building

#### 2009-2010

Graduates	16
Graduates Responding	7
<b>Employed in Related Occupations</b>	<b>3</b>
Employed in Non-Related Occupations	3
Seeking Employment	0
Not in Labor Market	0
Continuing Education	1

Carpenter	Kirchner Custom Builders, La Crosse, WI
Self-Employed	Wyeville, WI



## **Region Information**

### **Region: Western Technical College District**

Description: Western District Counties

County Areas: Buffalo, Wisconsin (55011), Crawford, Wisconsin (55023), Jackson, Wisconsin (55053), Juneau, Wisconsin (55057), La Crosse, Wisconsin (55063), Monroe, Wisconsin (55081), Trempealeau, Wisconsin (55121), Vernon, Wisconsin (55123)

## **Data Sources and Calculations**

### **Industry Data**

In order to capture a complete picture of industry employment, EMSI basically combines covered employment data from Quarterly Census of Employment and Wages (QCEW) produced by the Department of Labor with total employment data in Regional Economic Information System (REIS) published by the Bureau of Economic Analysis (BEA), augmented with County Business Patterns (CBP) and Non-employer Statistics (NES) published by the U.S. Census Bureau. Projections are based on the latest available EMSI industry data, 15-year past local trends in each industry, growth rates in statewide and (where available) sub-state area industry projections published by individual state agencies, and (in part) growth rates in national projections from the Bureau of Labor Statistics.

### **Occupational Data**

Organizing regional employment information by occupation provides a workforce-oriented view of the regional economy. EMSI's occupation data are based on EMSI's industry data and regional staffing patterns taken from the Occupational Employment Statistics program (U.S. Bureau of Labor Statistics). Wage information is partially derived from the American Community Survey. The occupation-to-program (SOC-to-CIP) crosswalk is based on one from the U.S. Department of Education, with customizations by EMSI.

### **State Data Sources**

This report uses state data from the following agencies:

- Wisconsin Department of Workforce Development
- Bureau of Workforce Information