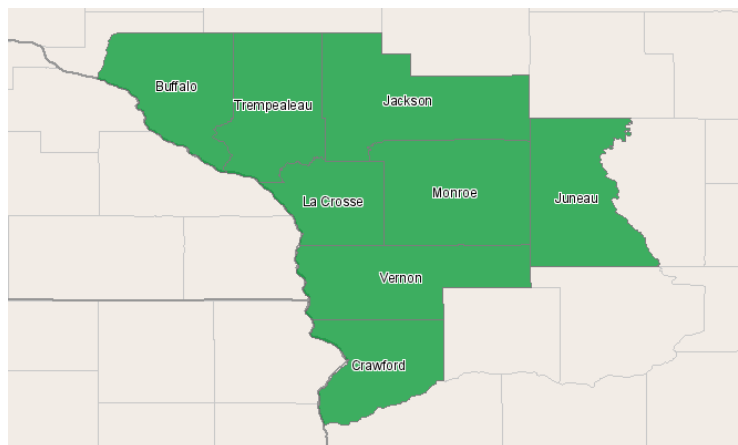


Western Technical College



400 Seventh Street
La Crosse, Wisconsin 54601
608.785.9200

Air Conditioning, Heating and Refrigeration Technology Occupation Report April 2012 Western Technical College District



Region Info

Name: Western Technical College District

Description: Western district counties

County Areas: Buffalo, Wisconsin (55011), Crawford, Wisconsin (55023), Jackson, Wisconsin (55053), Juneau, Wisconsin (55057), La Crosse, Wisconsin (55063), Monroe, Wisconsin (55081), Trempealeau, Wisconsin (55121), Vernon, Wisconsin (55123)

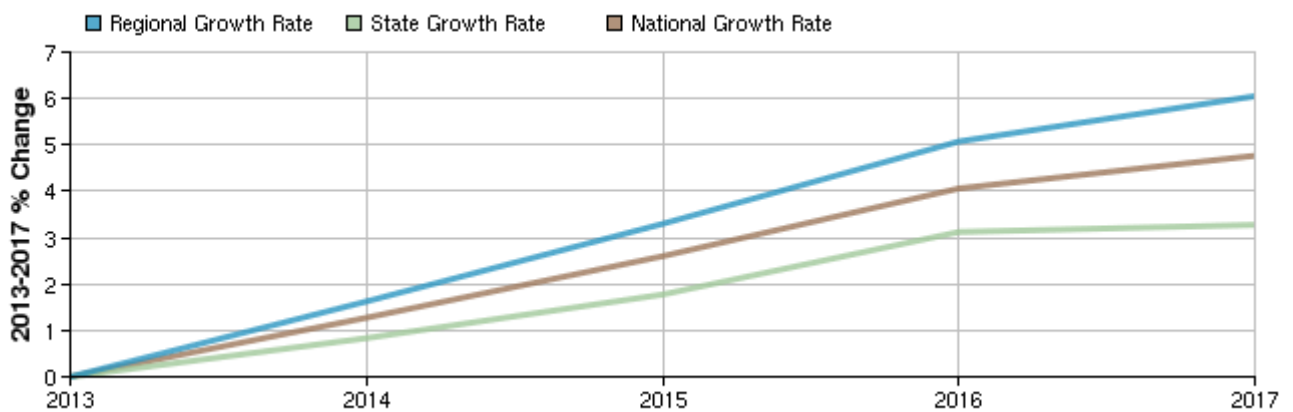
Selected Occupations

Occupation	Education Level
Sheet metal workers (SOC 47-2211)	Long-term on-the-job training
Heating, air conditioning, and refrigeration mechanics and installers (SOC 49-9021)	Postsecondary vocational award

Executive Summary

Basic Information	
2013 Occupational Jobs	474
2017 Occupational Jobs	503
Total Change	29
Total % Change	6.11%
Openings	65
2011 Median Hourly Earnings	\$18.52

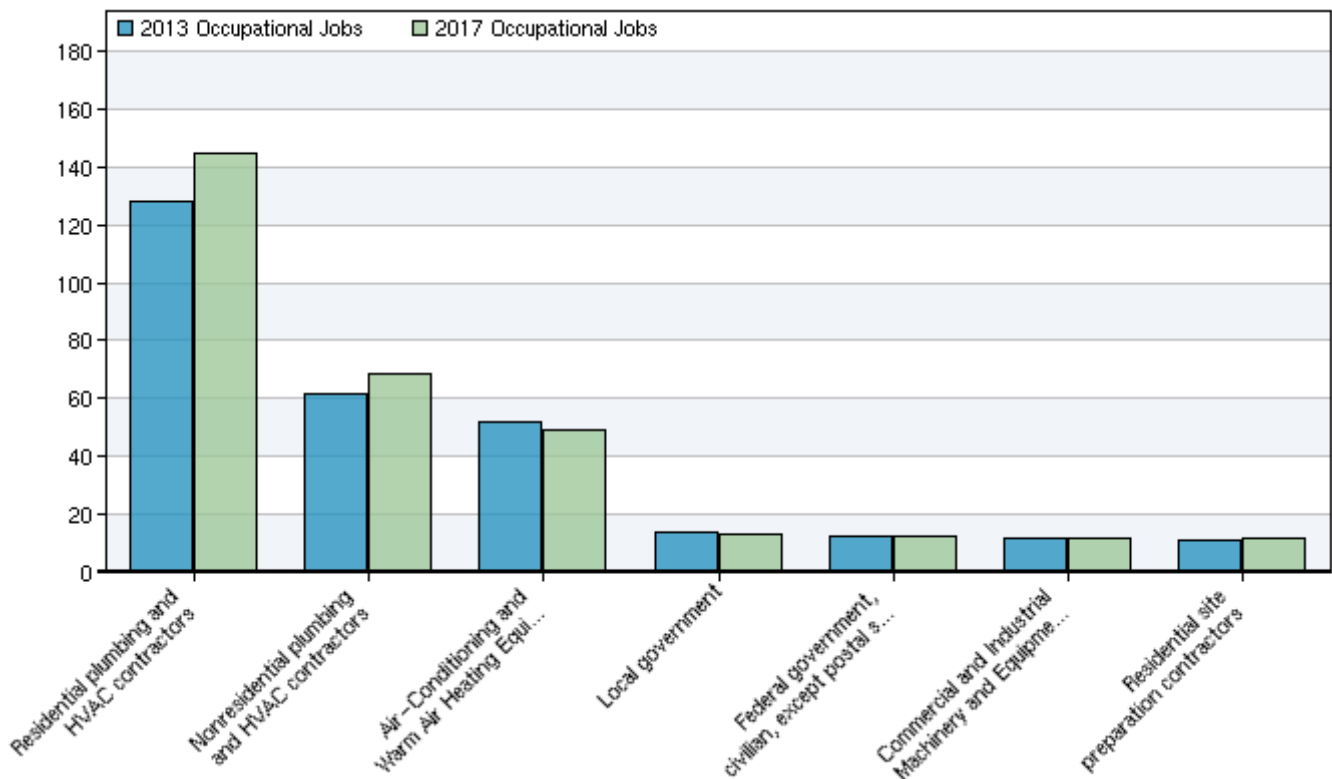
Occupational Change Summary



Region	2013 Jobs	2017 Jobs	Change	% Change	Openings	2011 Median Hourly Earnings
Regional Total	474	503	29	6%	65	\$18.52
State Total	9,996	10,323	327	3%	1,177	\$20.61
National Total	484,490	507,582	23,092	5%	62,085	\$19.28

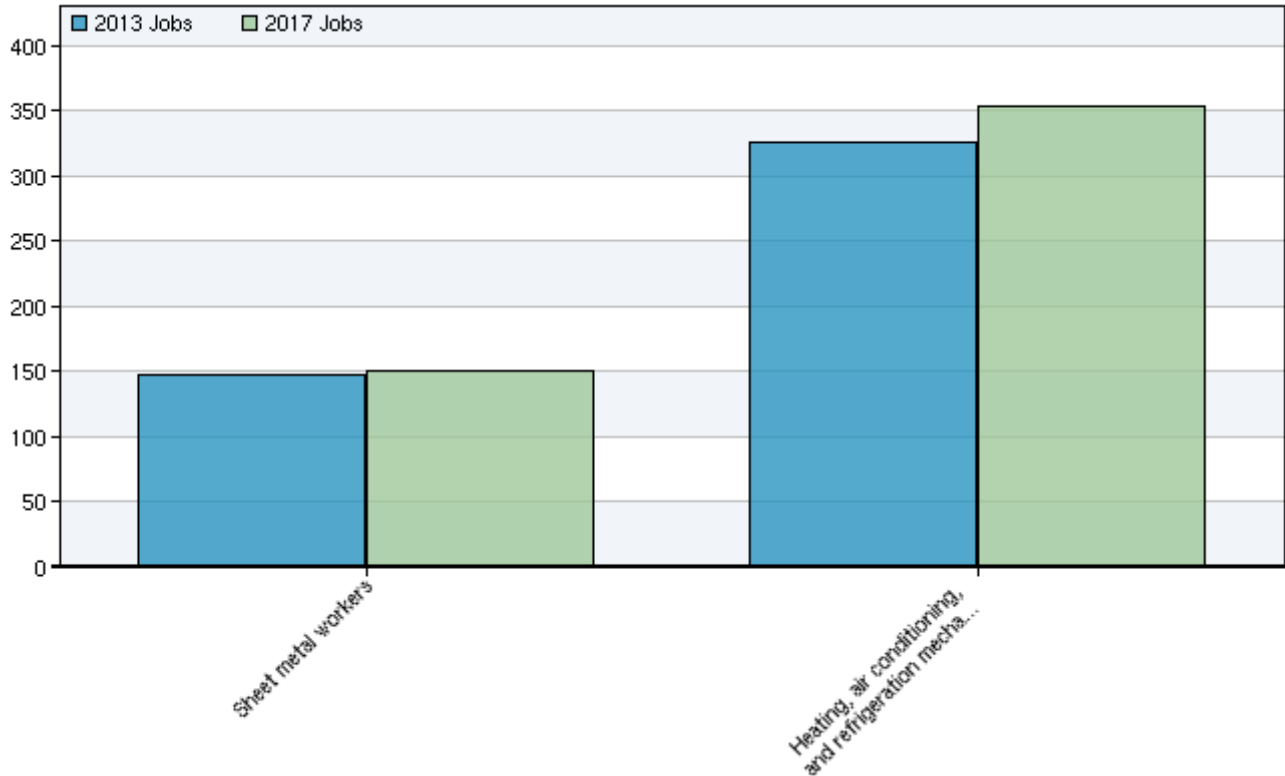
Source: EMSI Complete Employment - 2011.4

Top Industries for Selected Occupations



NAICS Code	Name	2013 Jobs	2017 Jobs	Change	% Change
238221	Residential plumbing and HVAC contractors	128	145	17	13%
238222	Nonresidential plumbing and HVAC contractors	62	68	6	10%
333415	Air-Conditioning and Warm Air Heating Equipment and Commercial and Industrial Refrigeration Equipment Manufacturing	52	49	-3	-6%
930000	Local government	14	13	-1	-7%
911000	Federal government, civilian, except postal service	12	12	0	0%
811310	Commercial and Industrial Machinery and Equipment (except Automotive and Electronic) Repair and Maintenance	12	12	0	0%
238911	Residential site preparation contractors	11	12	1	9%

Occupational Breakdown



SOC Code	Description	2013 Jobs	2017 Jobs	Openings	2011 Median Hourly Earnings
47-2211	Sheet metal workers	148	150	18	\$18.61
49-9021	Heating, air conditioning, and refrigeration mechanics and installers	326	353	48	\$18.47
	Total	474	503	65	\$18.52

Source: EMSI Complete Employment - 2011.4

Data Sources and Calculations

Industry Data

In order to capture a complete picture of industry employment, EMSI basically combines covered employment data from Quarterly Census of Employment and Wages (QCEW) produced by the Department of Labor with total employment data in Regional Economic Information System (REIS) published by the Bureau of Economic Analysis (BEA), augmented with County Business Patterns (CBP) and Nonemployer Statistics (NES) published

by the U.S. Census Bureau. Projections are based on the latest available EMSI industry data, 15-year past local trends in each industry, growth rates in statewide and (where available) sub-state area industry projections published by individual state agencies, and (in part) growth rates in national projections from the Bureau of Labor Statistics.

Occupation Data

Organizing regional employment information by occupation provides a workforce-oriented view of the regional economy. EMSI's occupation data are based on EMSI's industry data and regional staffing patterns taken from the Occupational Employment Statistics program (U.S. Bureau of Labor Statistics). Wage information is partially derived from the American Community Survey. The occupation-to-program (SOC-to-CIP) crosswalk is based on one from the U.S. Department of Education, with customizations by EMSI.

State Data Sources

This report uses state data from the following agencies: Wisconsin Department of Workforce Development, Bureau of Workforce Information.