

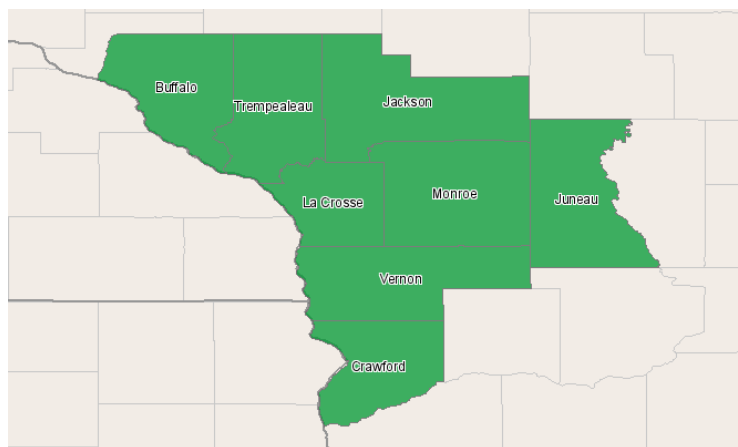
Western Technical College



400 Seventh Street
La Crosse, Wisconsin 54601
608.785.9200

Bio-Medical Electronics Occupation Report April 26, 2012

Western Technical College District



Region Info

Name: Western Technical College District

Description: Western district counties

County Areas: Buffalo, Wisconsin (55011), Crawford, Wisconsin (55023), Jackson, Wisconsin (55053), Juneau, Wisconsin (55057), La Crosse, Wisconsin (55063), Monroe, Wisconsin (55081), Trempealeau, Wisconsin (55121), Vernon, Wisconsin (55123)

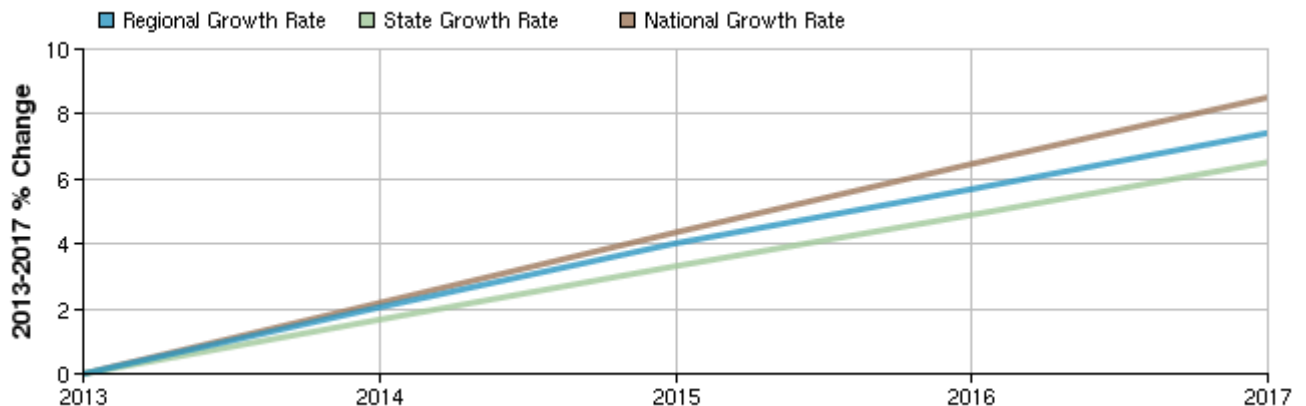
Selected Occupations

Occupation	Education Level
Medical equipment repairers (SOC 49-9062)	Associate's degree

Executive Summary

Basic Information	
2013 Occupational Jobs	37
2017 Occupational Jobs	39
Total Change	2
Total % Change	5.46%
Openings	7
2011 Median Hourly Earnings	\$19.01

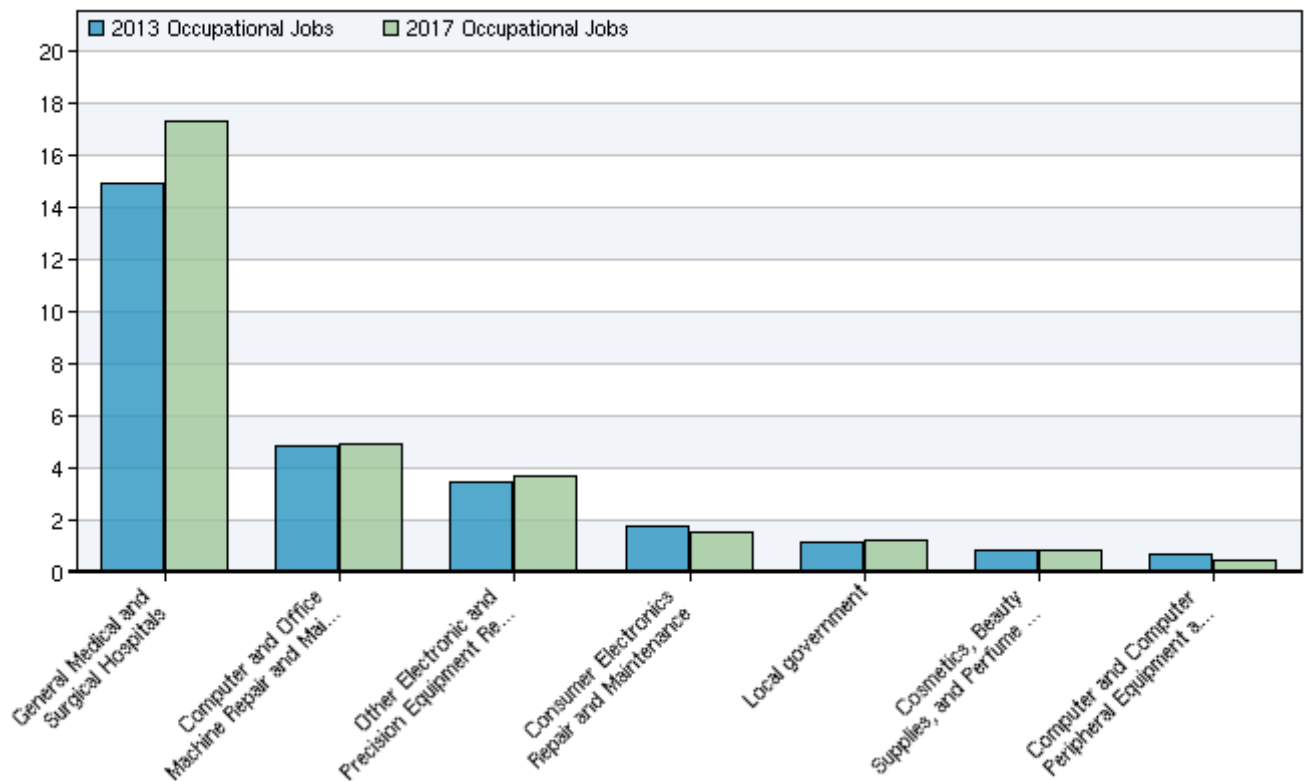
Occupational Change Summary



Region	2013 Jobs	2017 Jobs	Change	% Change	Openings	2011 Median Hourly Earnings
Regional Total	37	39	2	5%	7	\$19.01
State Total	1,265	1,348	83	7%	223	\$22.67
National Total	47,785	51,852	4,067	9%	9,349	\$19.48

Source: EMSI Complete Employment - 2011.4

Top Industries for Selected Occupation



NAICS Code	Name	2013 Jobs	2017 Jobs	Change	% Change
622110	General Medical and Surgical Hospitals	15	17	2	13%
811212	Computer and Office Machine Repair and Maintenance	<10	<10	--	--
811219	Other Electronic and Precision Equipment Repair and Maintenance	<10	<10	--	--
811211	Consumer Electronics Repair and Maintenance	<10	<10	--	--
930000	Local government	<10	<10	--	--
446120	Cosmetics, Beauty Supplies, and Perfume Stores	<10	<10	--	--
423430	Computer and Computer Peripheral Equipment and Software Merchant Wholesalers	<10	<10	--	--

Data Sources and Calculations

Industry Data

In order to capture a complete picture of industry employment, EMSI basically combines covered employment data from Quarterly Census of Employment and Wages (QCEW) produced by the Department of Labor with total employment data in Regional Economic Information System (REIS) published by the Bureau of Economic Analysis (BEA), augmented with County Business Patterns (CBP) and Nonemployer Statistics (NES) published by the U.S. Census Bureau. Projections are based on the latest available EMSI industry data, 15-year past local trends in each industry, growth rates in statewide and (where available) sub-state area industry projections published by individual state agencies, and (in part) growth rates in national projections from the Bureau of Labor Statistics.

State Data Sources

This report uses state data from the following agencies: Wisconsin Department of Workforce Development, Bureau of Workforce Information.