

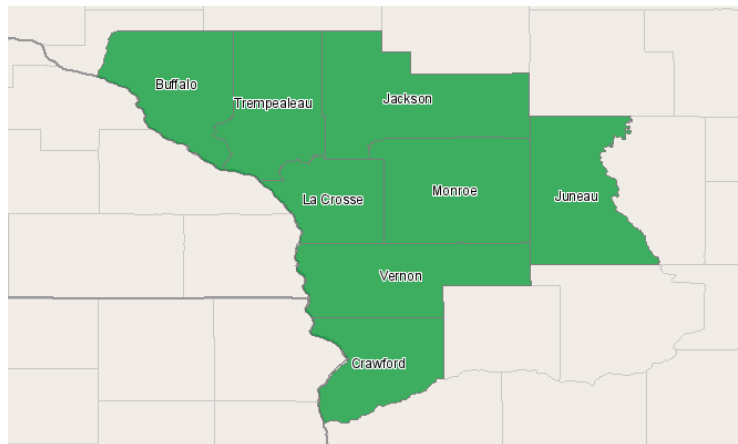
# Western Technical College



400 Seventh Street  
La Crosse, Wisconsin 54601  
608.785.9200

## Criminal Justice-Law Enforcement Occupation Report April 26, 2012

Western Technical College District



## Region Info

Name: Western Technical College District

Description: Western district counties

County Areas: Buffalo, Wisconsin (55011), Crawford, Wisconsin (55023), Jackson, Wisconsin (55053), Juneau, Wisconsin (55057), La Crosse, Wisconsin (55063), Monroe, Wisconsin (55081), Trempealeau, Wisconsin (55121), Vernon, Wisconsin (55123)

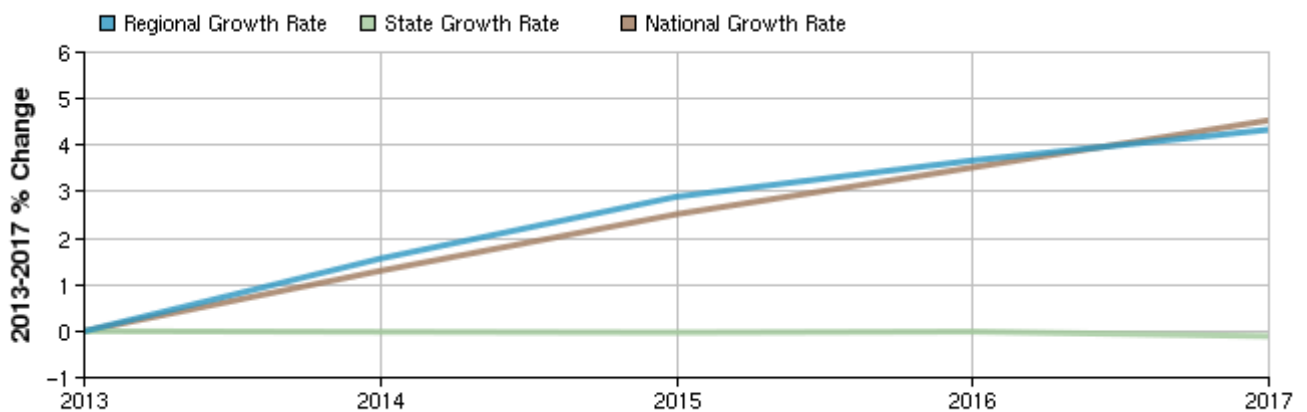
## Selected Occupations

Occupation	Education Level
Correctional officers and jailers (SOC 33-3012)	Moderate-term on-the-job training
Police and sheriff's patrol officers (SOC 33-3051)	Long-term on-the-job training
Security guards (SOC 33-9032)	Short-term on-the-job training

## Executive Summary

Basic Information	
2013 Occupational Jobs	1,774
2017 Occupational Jobs	1,851
Total Change	77
Total % Change	4.34%
Openings	234
2011 Median Hourly Earnings	\$17.92

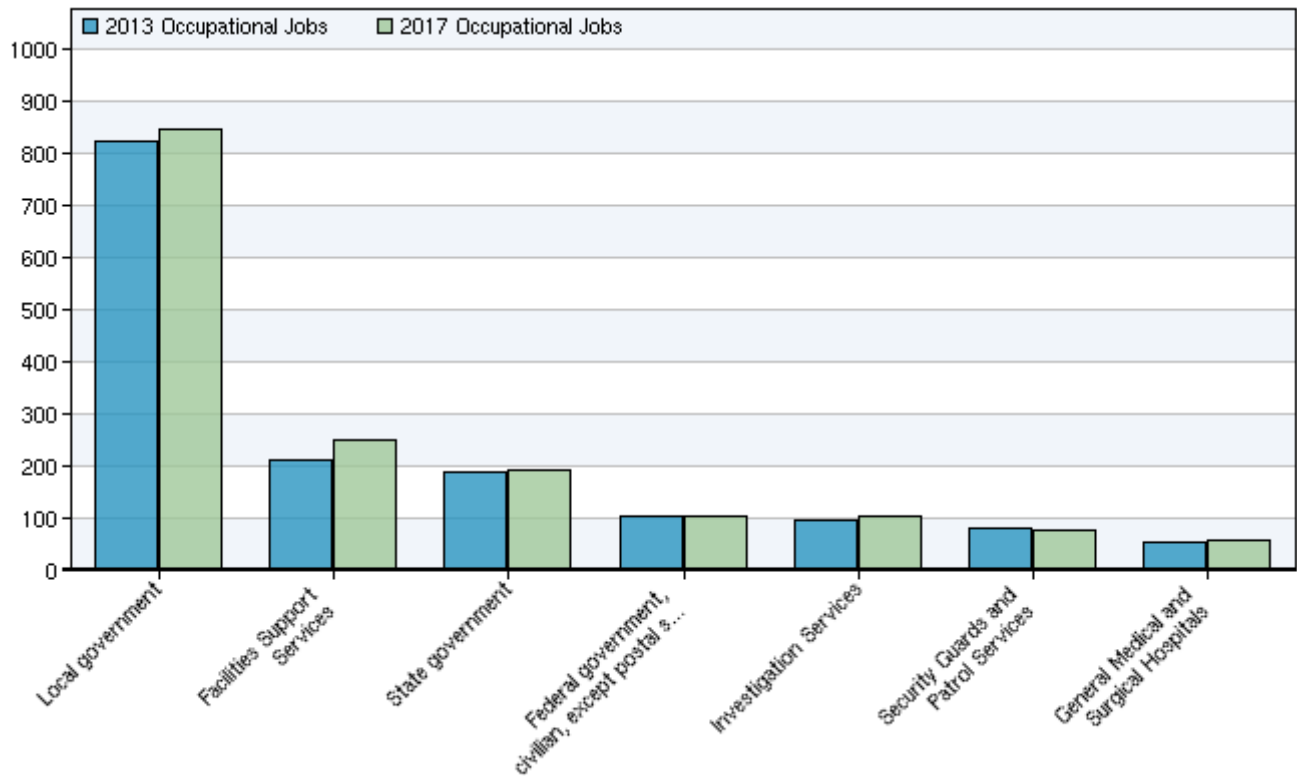
## Occupational Change Summary



Region	2013 Jobs	2017 Jobs	Change	% Change	Openings	2011 Median Hourly Earnings
Regional Total	1,774	1,851	77	4%	234	\$17.92
State Total	31,032	30,999	-33	0%	3,288	\$18.98
National Total	2,221,098	2,321,837	100,739	5%	300,677	\$16.88

Source: EMSI Complete Employment - 2011.4

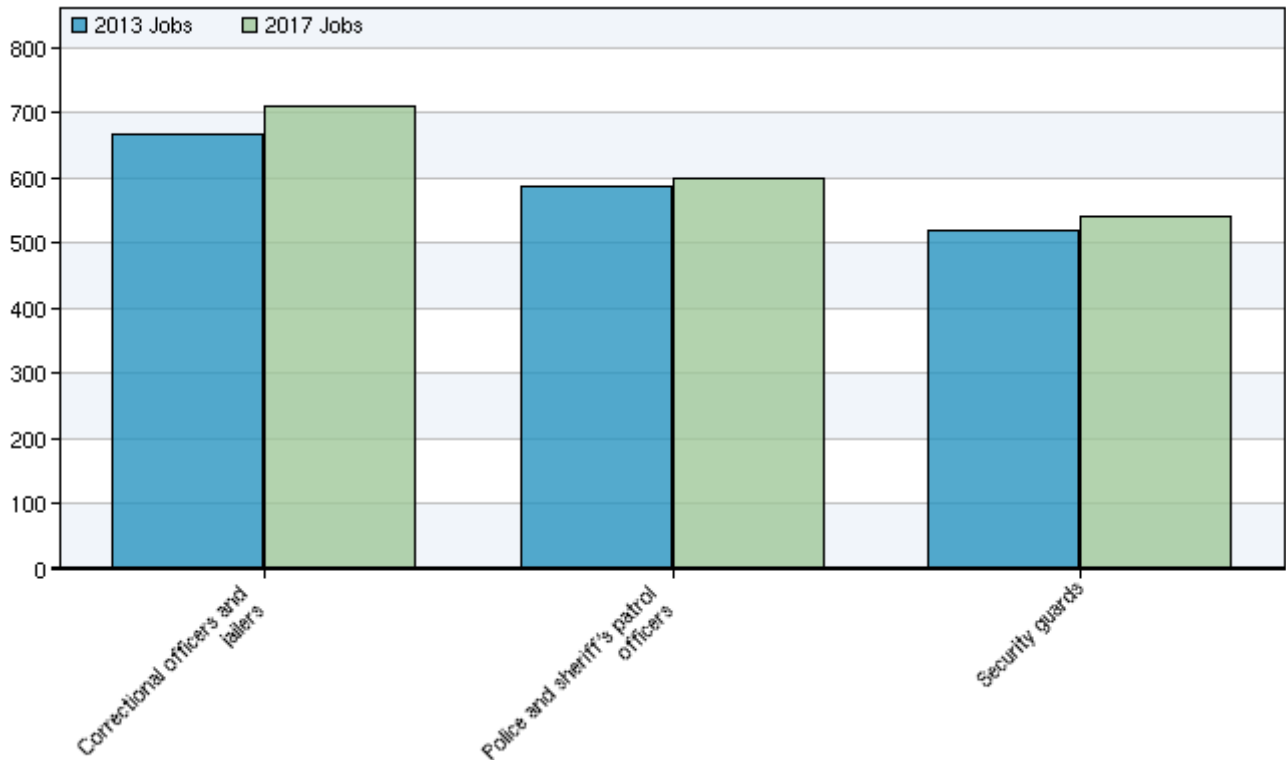
## Top Industries for Selected Occupations



NAICS Code	Name	2013 Jobs	2017 Jobs	Change	% Change
930000	Local government	824	844	20	2%
561210	Facilities Support Services	213	248	35	16%
920000	State government	190	194	4	2%
911000	Federal government, civilian, except postal service	105	106	1	1%
561611	Investigation Services	95	106	11	12%
561612	Security Guards and Patrol Services	82	76	-6	-7%
622110	General Medical and Surgical Hospitals	53	57	4	8%

Source: EMSI Complete Employment - 2011.4

## Occupational Breakdown



SOC Code	Description	2013 Jobs	2017 Jobs	Openings	2011 Median Hourly Earnings
33-3012	Correctional officers and jailers	666	710	99	\$21.00
33-3051	Police and sheriff's patrol officers	587	600	74	\$21.53
33-9032	Security guards	521	541	61	\$9.97
	Total	1,774	1,851	234	\$17.92

Source: EMSI Complete Employment - 2011.4

## Data Sources and Calculations

### Industry Data

In order to capture a complete picture of industry employment, EMSI basically combines covered employment data from Quarterly Census of Employment and Wages (QCEW) produced by the Department of Labor with total employment data in Regional Economic Information System (REIS) published by the Bureau of Economic Analysis (BEA), augmented with County Business Patterns (CBP) and Nonemployer Statistics (NES) published by the U.S. Census Bureau. Projections are based on the latest available EMSI industry data, 15-year past local trends in each industry, growth rates in statewide and (where available) sub-state area industry projections

published by individual state agencies, and (in part) growth rates in national projections from the Bureau of Labor Statistics.

## **Occupation Data**

Organizing regional employment information by occupation provides a workforce-oriented view of the regional economy. EMSI's occupation data are based on EMSI's industry data and regional staffing patterns taken from the Occupational Employment Statistics program (U.S. Bureau of Labor Statistics). Wage information is partially derived from the American Community Survey. The occupation-to-program (SOC-to-CIP) crosswalk is based on one from the U.S. Department of Education, with customizations by EMSI.

## **State Data Sources**

This report uses state data from the following agencies: Wisconsin Department of Workforce Development, Bureau of Workforce Information.