

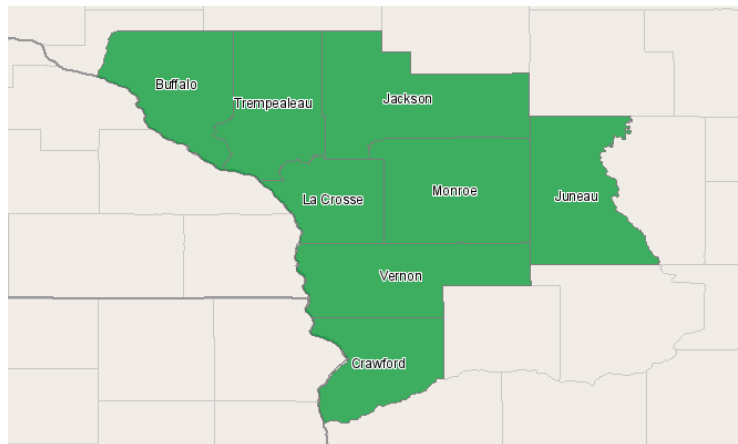
Western Technical College



400 Seventh Street
La Crosse, Wisconsin 54601
608.785.9200

Fire Protection Occupation Report April 26, 2012

Western Technical College District



Region Info

Name: Western Technical College District

Description: Western district counties

County Areas: Buffalo, Wisconsin (55011), Crawford, Wisconsin (55023), Jackson, Wisconsin (55053), Juneau, Wisconsin (55057), La Crosse, Wisconsin (55063), Monroe, Wisconsin (55081), Trempealeau, Wisconsin (55121), Vernon, Wisconsin (55123)

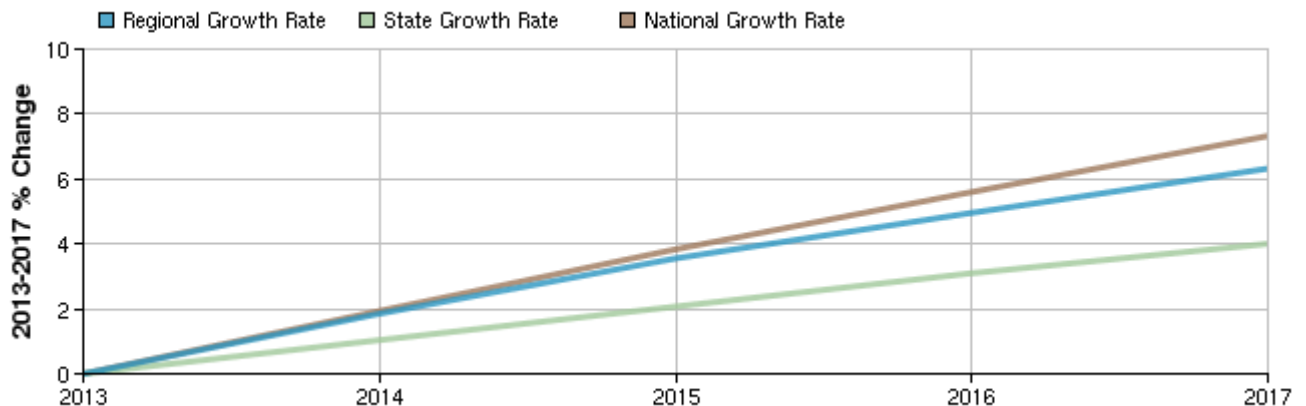
Selected Occupations

Occupation	Education Level
Fire fighters (SOC 33-2011)	Long-term on-the-job training

Executive Summary

Basic Information	
2013 Occupational Jobs	407
2017 Occupational Jobs	433
Total Change	26
Total % Change	6.38%
Openings	74
2011 Median Hourly Earnings	\$12.68

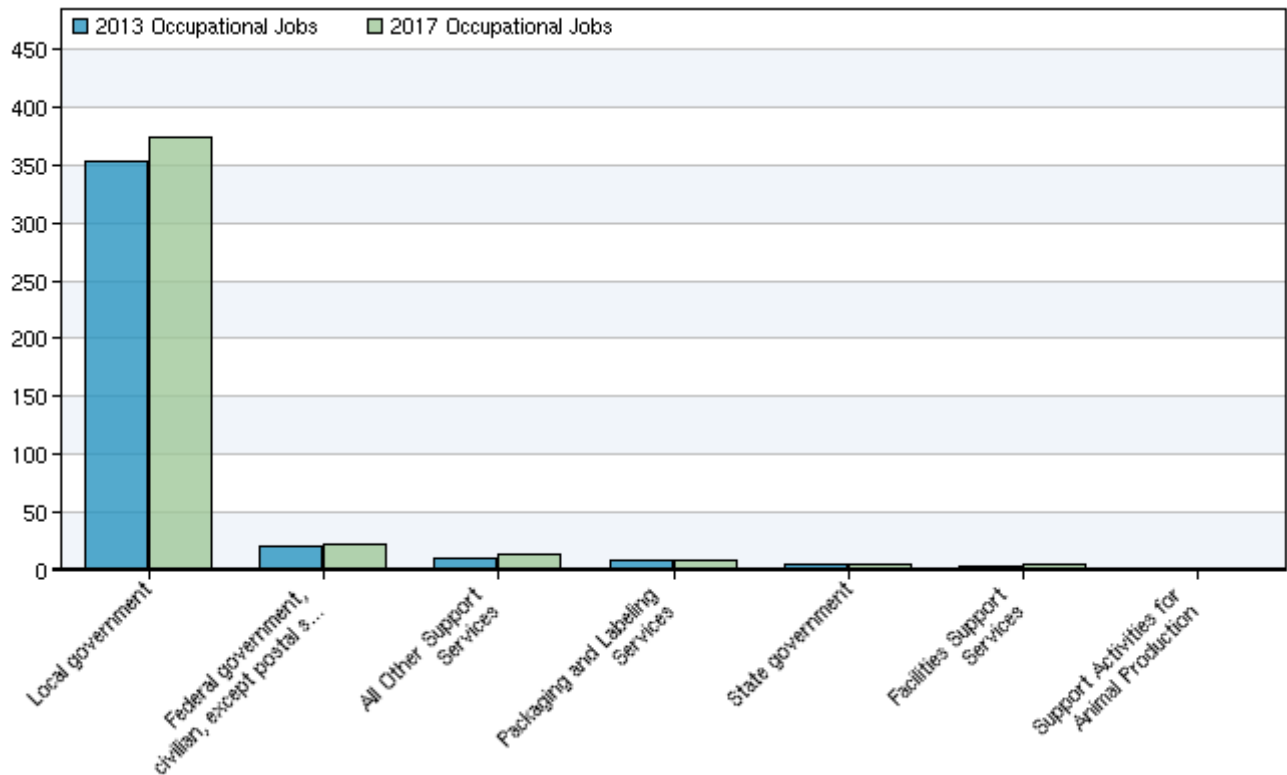
Occupational Change Summary



Region	2013 Jobs	2017 Jobs	Change	% Change	Openings	2011 Median Hourly Earnings
Regional Total	407	433	26	6%	74	\$12.68
State Total	9,086	9,449	363	4%	1,456	\$14.18
National Total	315,077	338,154	23,077	7%	60,219	\$21.58

Source: EMSI Complete Employment - 2011.4

Top Industries for Selected Occupation



NAICS Code	Name	2013 Jobs	2017 Jobs	Change	% Change
930000	Local government	352	373	21	6%
911000	Federal government, civilian, except postal service	21	22	1	5%
561990	All Other Support Services	11	13	2	18%
561910	Packaging and Labeling Services	<10	<10	--	--
920000	State government	<10	<10	--	--
561210	Facilities Support Services	<10	<10	--	--
115210	Support Activities for Animal Production	<10	<10	--	--

Source: EMSI Complete Employment - 2011.4

Industry Data

In order to capture a complete picture of industry employment, EMSI basically combines covered employment data from Quarterly Census of Employment and Wages (QCEW) produced by the Department of Labor with total employment data in Regional Economic Information System (REIS) published by the Bureau of Economic Analysis (BEA), augmented with County Business Patterns (CBP) and Nonemployer Statistics (NES) published by the U.S. Census Bureau. Projections are based on the latest available EMSI industry data, 15-year past local trends in each industry, growth rates in statewide and (where available) sub-state area industry projections published by individual state agencies, and (in part) growth rates in national projections from the Bureau of Labor Statistics.

State Data Sources

This report uses state data from the following agencies: Wisconsin Department of Workforce Development, Bureau of Workforce Information.