

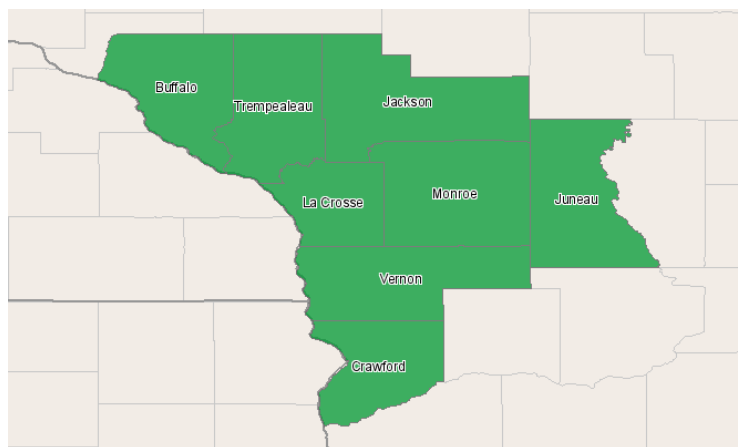
Western Technical College



400 Seventh Street
La Crosse, Wisconsin 54601
608.785.9200

Human Services Associate Occupation Report April 26, 2012

Western Technical College District



Region Info

Name: Western Technical College District

Description: Western district counties

County Areas: Buffalo, Wisconsin (55011), Crawford, Wisconsin (55023), Jackson, Wisconsin (55053), Juneau, Wisconsin (55057), La Crosse, Wisconsin (55063), Monroe, Wisconsin (55081), Trempealeau, Wisconsin (55121), Vernon, Wisconsin (55123)

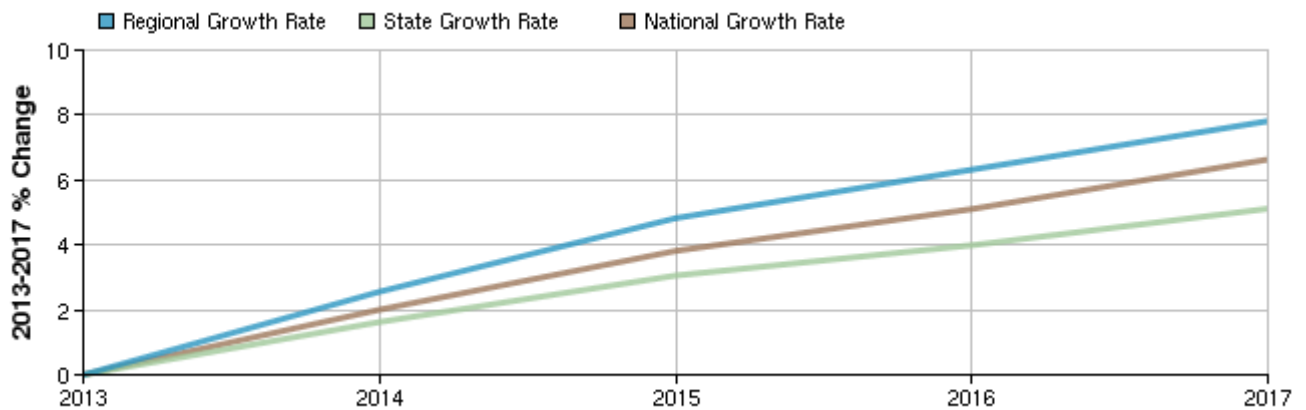
Selected Occupations

Occupation	Education Level
Social and human service assistants (SOC 21-1093)	Moderate-term on-the-job training
Community and social service specialists, all other (SOC 21-1099)	Bachelor's degree

Executive Summary

Basic Information	
2013 Occupational Jobs	657
2017 Occupational Jobs	709
Total Change	52
Total % Change	7.76%
Openings	103
2011 Median Hourly Earnings	\$13.26

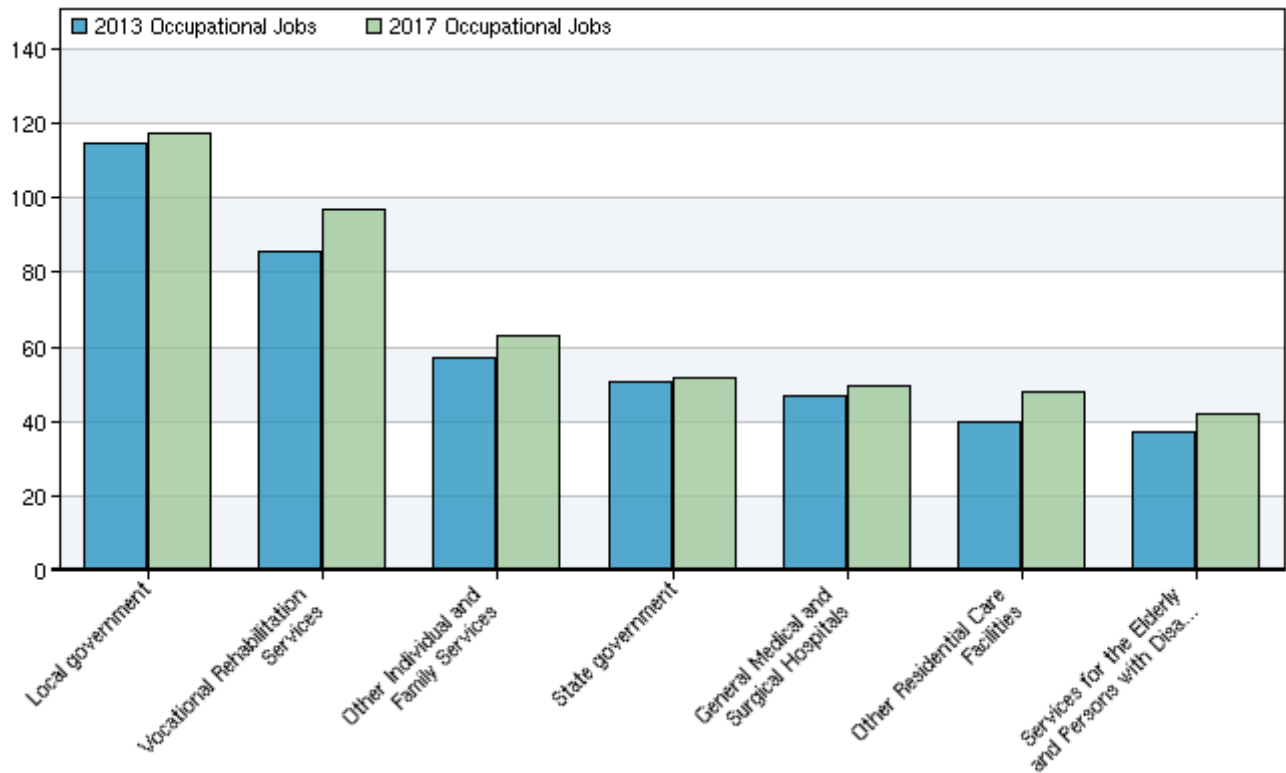
Occupational Change Summary



Region	2013 Jobs	2017 Jobs	Change	% Change	Openings	2011 Median Hourly Earnings
Regional Total	657	709	52	8%	103	\$13.26
State Total	9,309	9,786	477	5%	1,236	\$14.43
National Total	519,928	554,409	34,481	7%	76,564	\$14.10

Source: EMSI Complete Employment - 2011.4

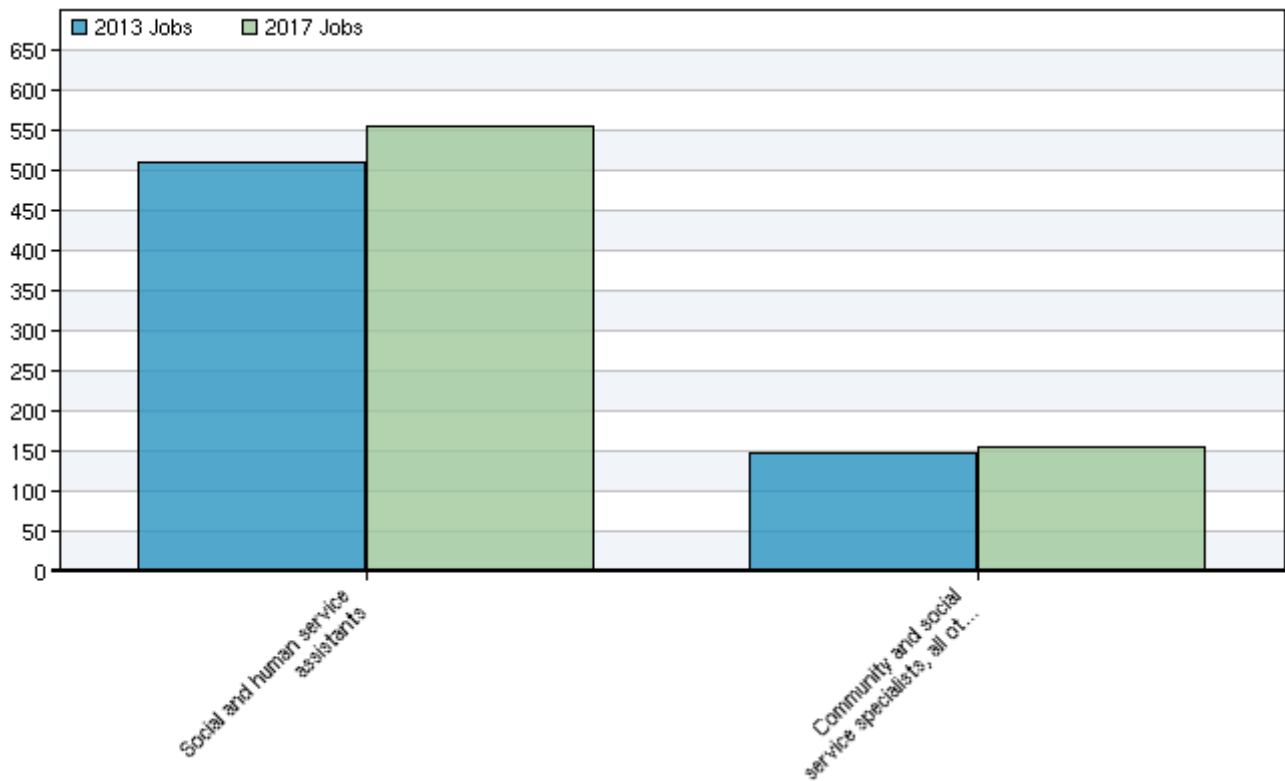
Top Industries for Selected Occupations



NAICS Code	Name	2013 Jobs	2017 Jobs	Change	% Change
930000	Local government	115	117	2	2%
624310	Vocational Rehabilitation Services	86	97	11	13%
624190	Other Individual and Family Services	57	63	6	11%
920000	State government	50	51	1	2%
622110	General Medical and Surgical Hospitals	47	50	3	6%
623990	Other Residential Care Facilities	40	48	8	20%
624120	Services for the Elderly and Persons with Disabilities	37	42	5	14%

Source: EMSI Complete Employment - 2011.4

Occupational Breakdown



SOC Code	Description	2013 Jobs	2017 Jobs	Openings	2011 Median Hourly Earnings
21-1093	Social and human service assistants	510	554	84	\$14.13
21-1099	Community and social service specialists, all other	147	154	19	\$10.31
	Total	657	709	103	\$13.26

Source: EMSI Complete Employment - 2011.4

Data Sources and Calculations

Industry Data

In order to capture a complete picture of industry employment, EMSI basically combines covered employment data from Quarterly Census of Employment and Wages (QCEW) produced by the Department of Labor with total employment data in Regional Economic Information System (REIS) published by the Bureau of Economic Analysis (BEA), augmented with County Business Patterns (CBP) and Nonemployer Statistics (NES) published by the U.S. Census Bureau. Projections are based on the latest available EMSI industry data, 15-year past local trends in each industry, growth rates in statewide and (where available) sub-state area industry projections published by individual state agencies, and (in part) growth rates in national projections from the Bureau of Labor

Statistics.

Occupation Data

Organizing regional employment information by occupation provides a workforce-oriented view of the regional economy. EMSI's occupation data are based on EMSI's industry data and regional staffing patterns taken from the Occupational Employment Statistics program (U.S. Bureau of Labor Statistics). Wage information is partially derived from the American Community Survey. The occupation-to-program (SOC-to-CIP) crosswalk is based on one from the U.S. Department of Education, with customizations by EMSI.

State Data Sources

This report uses state data from the following agencies: Wisconsin Department of Workforce Development, Bureau of Workforce Information.