

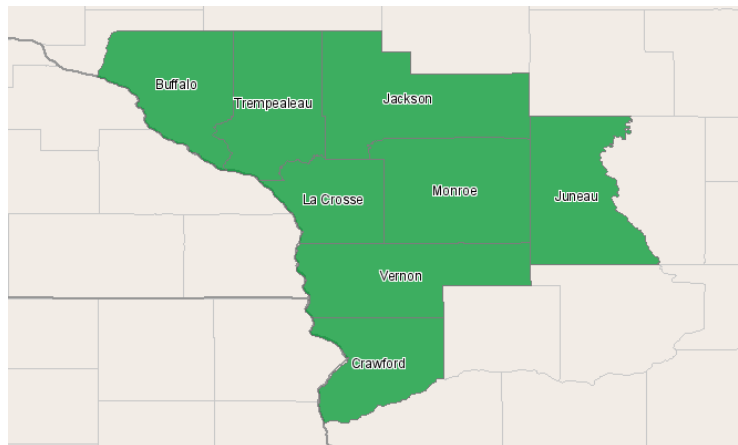
Western Technical College



400 Seventh Street
La Crosse, Wisconsin 54601
608.785.9200

Instructional Assistant Occupation Report April 26, 2012

Western Technical College District



Region Info

Name: Western Technical College District

Description: Western district counties

County Areas: Buffalo, Wisconsin (55011), Crawford, Wisconsin (55023), Jackson, Wisconsin (55053), Juneau, Wisconsin (55057), La Crosse, Wisconsin (55063), Monroe, Wisconsin (55081), Trempealeau, Wisconsin (55121), Vernon, Wisconsin (55123)

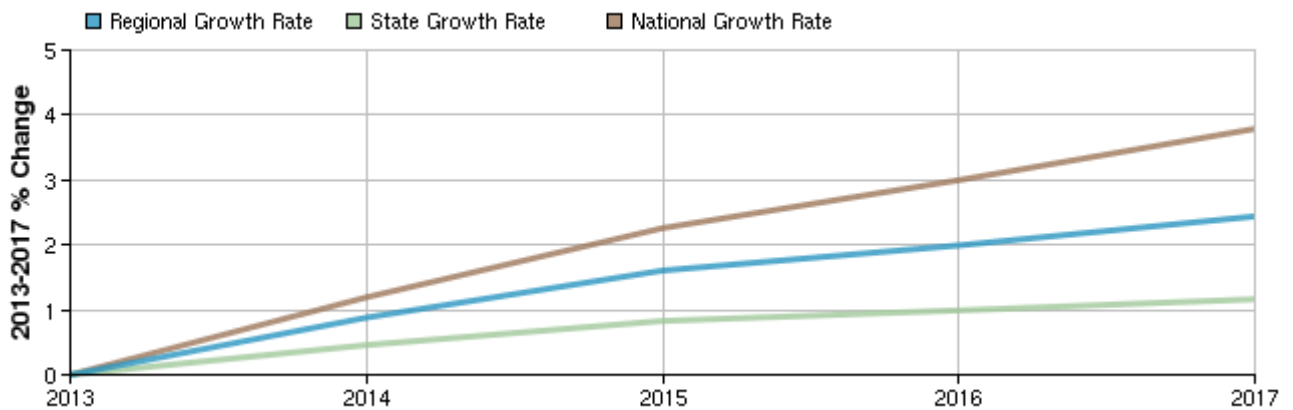
Selected Occupations

Occupation	Education Level
Teacher assistants (SOC 25-9041)	Short-term on-the-job training
Education, training, and library workers, all other (SOC 25-9099)	Bachelor's degree

Executive Summary

Basic Information	
2013 Occupational Jobs	1,400
2017 Occupational Jobs	1,434
Total Change	34
Total % Change	2.43%
Openings	152
2011 Median Hourly Earnings	\$14.71

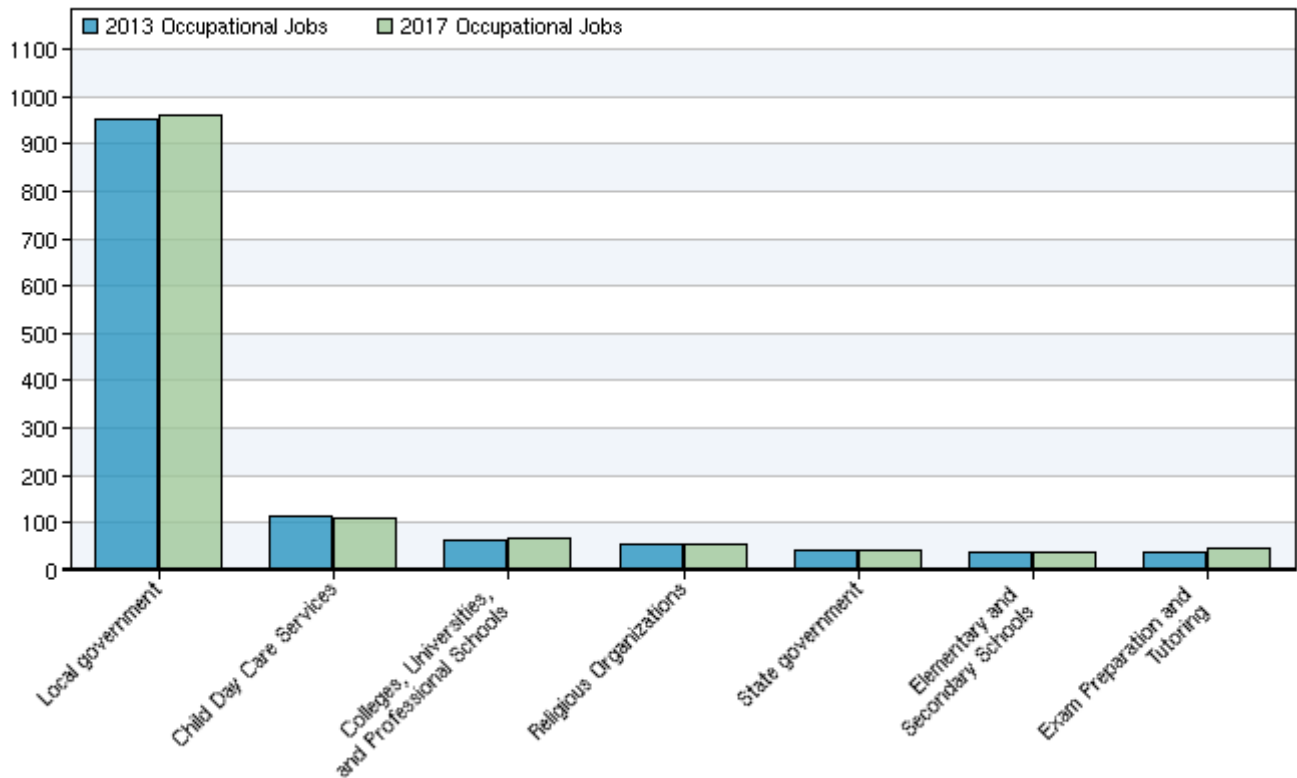
Occupational Change Summary



Region	2013 Jobs	2017 Jobs	Change	% Change	Openings	2011 Median Hourly Earnings
Regional Total	1,400	1,434	34	2%	152	\$14.71
State Total	24,019	24,298	279	1%	2,332	\$14.62
National Total	1,541,123	1,599,499	58,376	4%	186,638	\$14.14

Source: EMSI Complete Employment - 2011.4

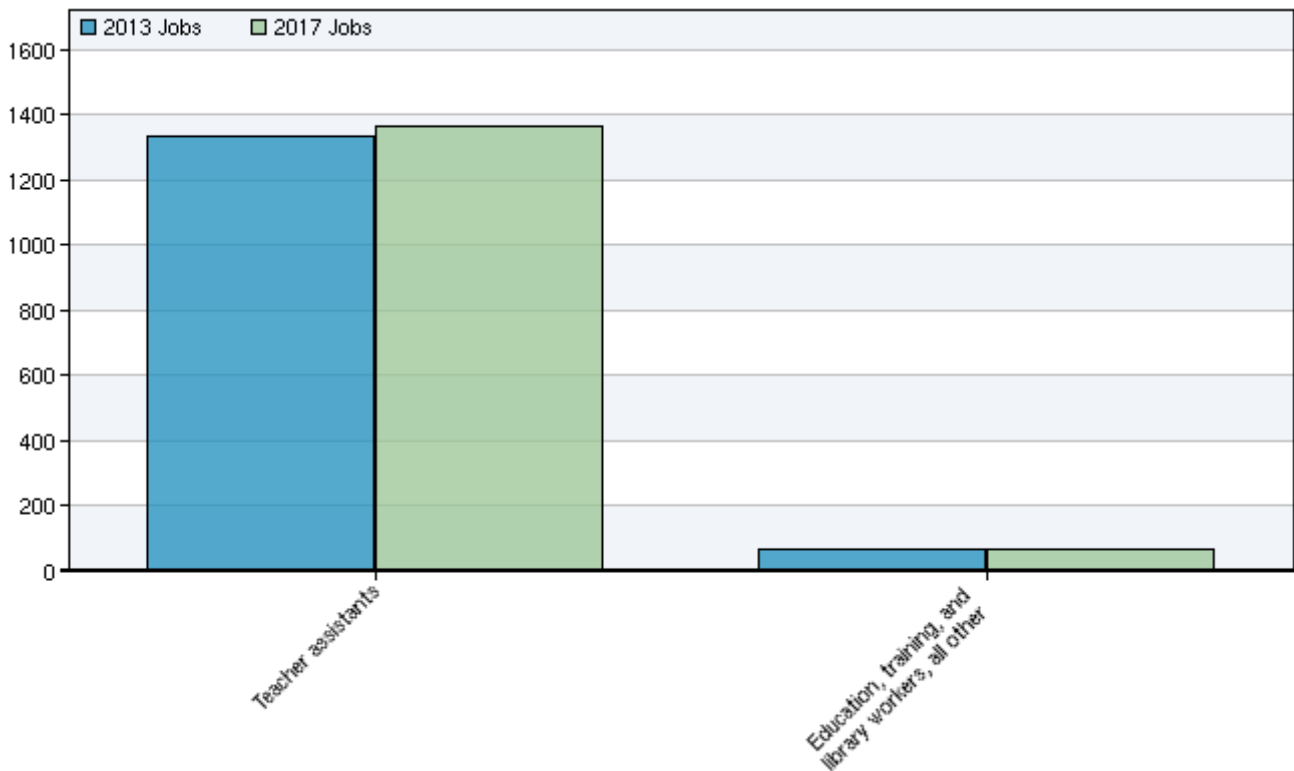
Top Industries for Selected Occupations



NAICS Code	Name	2013 Jobs	2017 Jobs	Change	% Change
930000	Local government	950	962	12	1%
624410	Child Day Care Services	112	111	-1	-1%
611310	Colleges, Universities, and Professional Schools	64	69	5	8%
813110	Religious Organizations	53	55	2	4%
920000	State government	43	44	1	2%
611110	Elementary and Secondary Schools	38	39	1	3%
611691	Exam Preparation and Tutoring	38	45	7	18%

Source: EMSI Complete Employment - 2011.4

Occupational Breakdown



SOC Code	Description	2013 Jobs	2017 Jobs	Openings	2011 Median Hourly Earnings
25-9041	Teacher assistants	1,334	1,364	143	\$14.35
25-9099	Education, training, and library workers, all other	66	70	9	\$21.98
	Total	1,400	1,434	152	\$14.71

Source: EMSI Complete Employment - 2011.4

Data Sources and Calculations

Industry Data

In order to capture a complete picture of industry employment, EMSI basically combines covered employment data from Quarterly Census of Employment and Wages (QCEW) produced by the Department of Labor with total employment data in Regional Economic Information System (REIS) published by the Bureau of Economic Analysis (BEA), augmented with County Business Patterns (CBP) and Nonemployer Statistics (NES) published by the U.S. Census Bureau. Projections are based on the latest available EMSI industry data, 15-year past local trends in each industry, growth rates in statewide and (where available) sub-state area industry projections

published by individual state agencies, and (in part) growth rates in national projections from the Bureau of Labor Statistics.

Occupation Data

Organizing regional employment information by occupation provides a workforce-oriented view of the regional economy. EMSI's occupation data are based on EMSI's industry data and regional staffing patterns taken from the Occupational Employment Statistics program (U.S. Bureau of Labor Statistics). Wage information is partially derived from the American Community Survey. The occupation-to-program (SOC-to-CIP) crosswalk is based on one from the U.S. Department of Education, with customizations by EMSI.

State Data Sources

This report uses state data from the following agencies: Wisconsin Department of Workforce Development, Bureau of Workforce Information.