

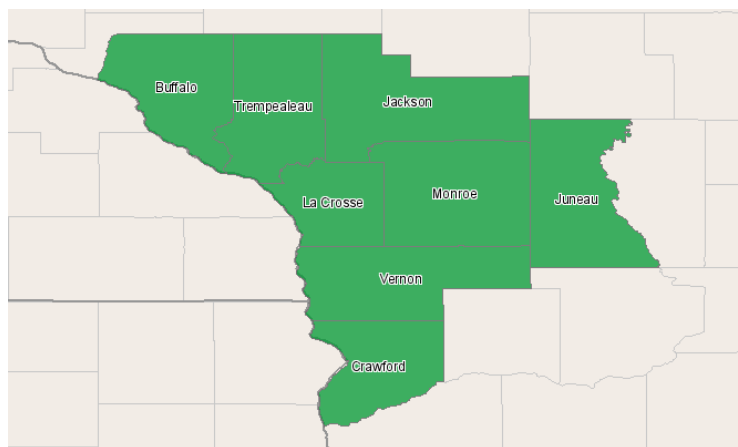
Western Technical College



400 Seventh Street
La Crosse, Wisconsin 54601
608.785.9200

Landscape Horticulture Occupation Report (2) April 27, 2012

Western Technical College District



Region Info

Name: Western Technical College District

Description: Western district counties

County Areas: Buffalo, Wisconsin (55011), Crawford, Wisconsin (55023), Jackson, Wisconsin (55053), Juneau, Wisconsin (55057), La Crosse, Wisconsin (55063), Monroe, Wisconsin (55081), Trempealeau, Wisconsin (55121), Vernon, Wisconsin (55123)

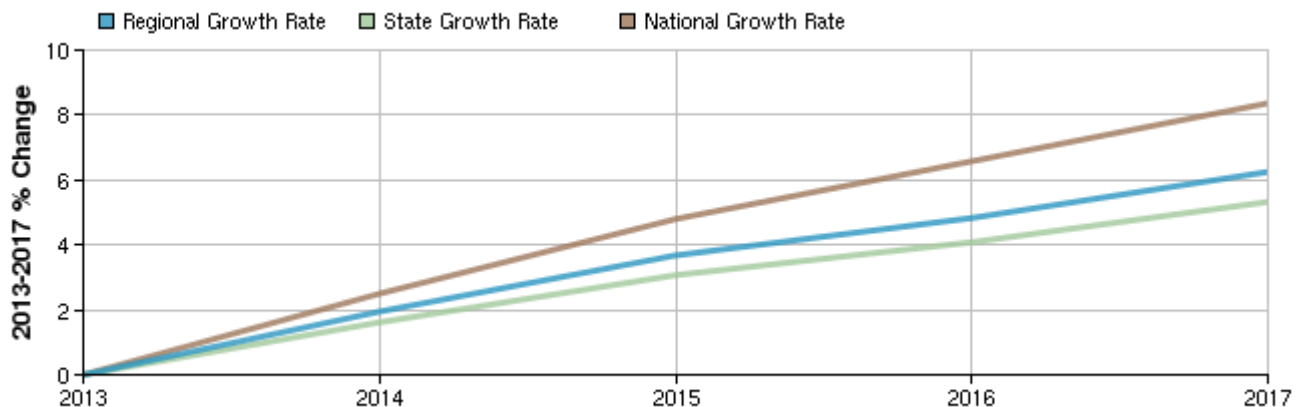
Selected Occupations

Occupation	Education Level
Landscape architects (SOC 17-1012)	Bachelor's degree
Soil and plant Scientists (SOC 19-1013)	Bachelor's degree
First-line supervisors/managers of landscaping, lawn service, and groundskeeping workers (SOC 37-1012)	Work experience in a related field
Landscaping and groundskeeping workers (SOC 37-3011)	Short-term on-the-job training
Pesticide handlers, sprayers, and applicators, vegetation (SOC 37-3012)	Moderate-term on-the-job training
Tree trimmers and pruners (SOC 37-3013)	Short-term on-the-job training
Grounds maintenance workers, all other (SOC 37-3019)	Short-term on-the-job training

Executive Summary

Basic Information	
2013 Occupational Jobs	1,257
2017 Occupational Jobs	1,335
Total Change	78
Total % Change	6.21%
Openings	137
2011 Median Hourly Earnings	\$10.91

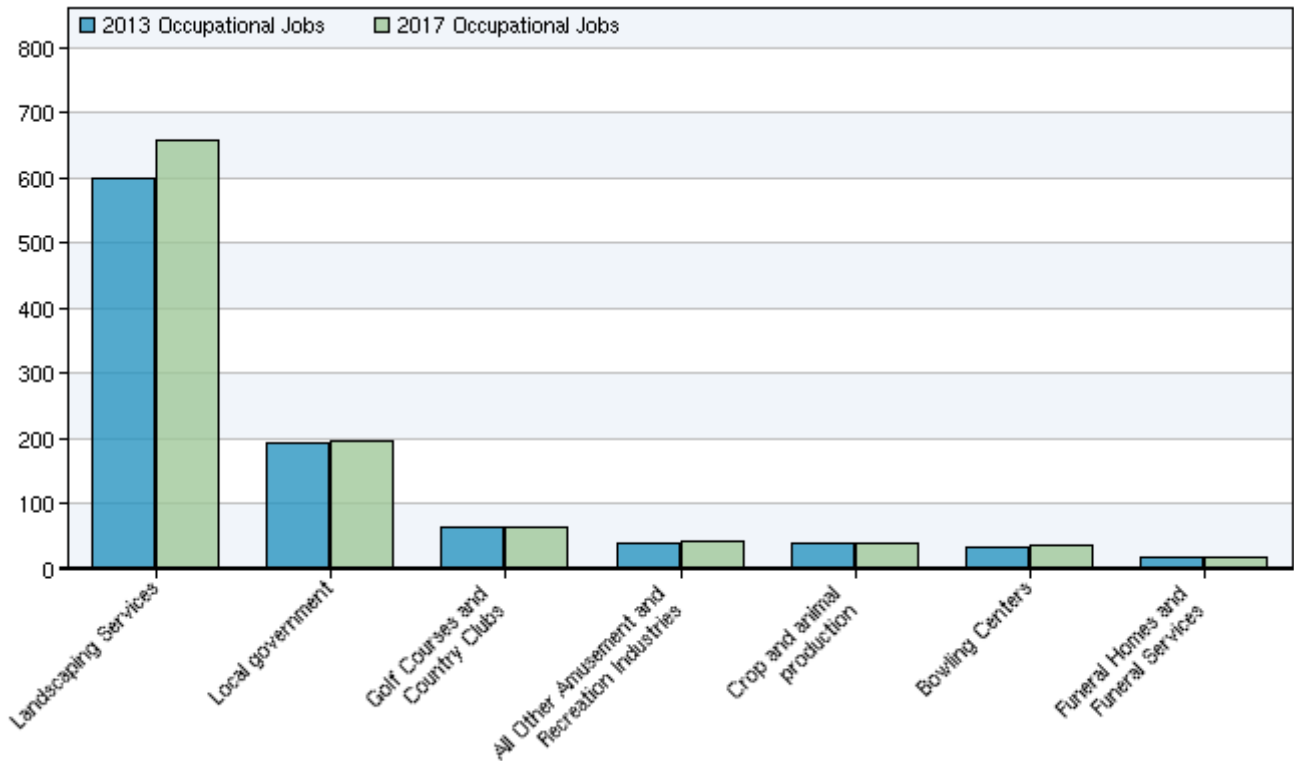
Occupational Change Summary



Region	2013 Jobs	2017 Jobs	Change	% Change	Openings	2011 Median Hourly Earnings
Regional Total	1,257	1,335	78	6%	137	\$10.91
State Total	28,782	30,315	1,533	5%	2,918	\$11.99
National Total	1,634,363	1,771,054	136,691	8%	212,837	\$11.15

Source: EMSI Complete Employment - 2011.4

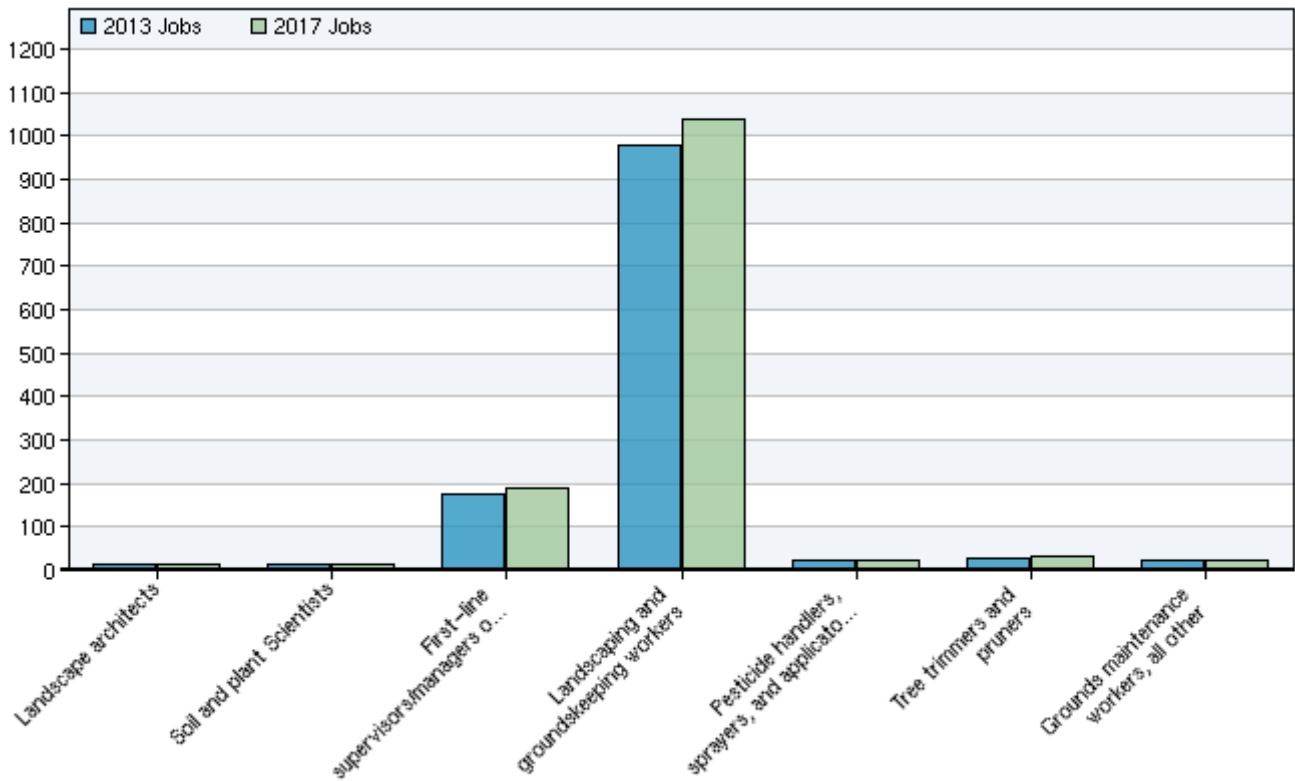
Top Industries for Selected Occupations



NAICS Code	Name	2013 Jobs	2017 Jobs	Change	% Change
561730	Landscaping Services	601	659	58	10%
930000	Local government	192	197	5	3%
713910	Golf Courses and Country Clubs	64	65	1	2%
713990	All Other Amusement and Recreation Industries	41	43	2	5%
11A000	Crop and animal production	40	39	-1	-3%
713950	Bowling Centers	35	37	2	6%
812210	Funeral Homes and Funeral Services	18	18	0	0%

Source: EMSI Complete Employment - 2011.4

Occupational Breakdown



SOC Code	Description	2013 Jobs	2017 Jobs	Openings	2011 Median Hourly Earnings
17-1012	Landscape architects	15	16	2	\$16.96
19-1013	Soil and plant Scientists	14	14	2	\$19.86
37-1012	First-line supervisors/managers of landscaping, lawn service, and groundskeeping workers	173	188	22	\$13.00
37-3011	Landscaping and groundskeeping workers	980	1,037	103	\$10.24
37-3012	Pesticide handlers, sprayers, and applicators, vegetation	23	25	2	\$11.58
37-3013	Tree trimmers and pruners	28	30	4	\$12.64
37-3019	Grounds maintenance workers, all other	24	25	2	\$12.04
	Total	1,257	1,335	137	\$10.91

Source: EMSI Complete Employment - 2011.4

Data Sources and Calculations

Industry Data

In order to capture a complete picture of industry employment, EMSI basically combines covered employment data from Quarterly Census of Employment and Wages (QCEW) produced by the Department of Labor with total employment data in Regional Economic Information System (REIS) published by the Bureau of Economic Analysis (BEA), augmented with County Business Patterns (CBP) and Nonemployer Statistics (NES) published by the U.S. Census Bureau. Projections are based on the latest available EMSI industry data, 15-year past local trends in each industry, growth rates in statewide and (where available) sub-state area industry projections published by individual state agencies, and (in part) growth rates in national projections from the Bureau of Labor Statistics.

Occupation Data

Organizing regional employment information by occupation provides a workforce-oriented view of the regional economy. EMSI's occupation data are based on EMSI's industry data and regional staffing patterns taken from the Occupational Employment Statistics program (U.S. Bureau of Labor Statistics). Wage information is partially derived from the American Community Survey. The occupation-to-program (SOC-to-CIP) crosswalk is based on one from the U.S. Department of Education, with customizations by EMSI.

State Data Sources

This report uses state data from the following agencies: Wisconsin Department of Workforce Development, Bureau of Workforce Information.