

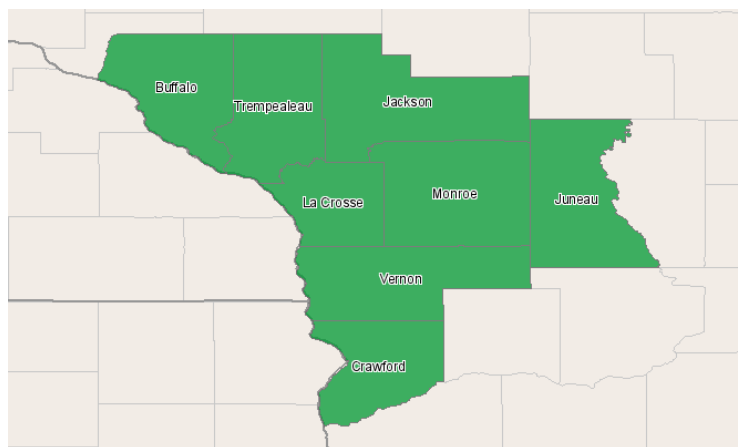
Western Technical College



400 Seventh Street
La Crosse, Wisconsin 54601
608.785.9200

Medical Assistant Occupation Report April 27, 2012

Western Technical College District



Region Info

Name: Western Technical College District

Description: Western district counties

County Areas: Buffalo, Wisconsin (55011), Crawford, Wisconsin (55023), Jackson, Wisconsin (55053), Juneau, Wisconsin (55057), La Crosse, Wisconsin (55063), Monroe, Wisconsin (55081), Trempealeau, Wisconsin (55121), Vernon, Wisconsin (55123)

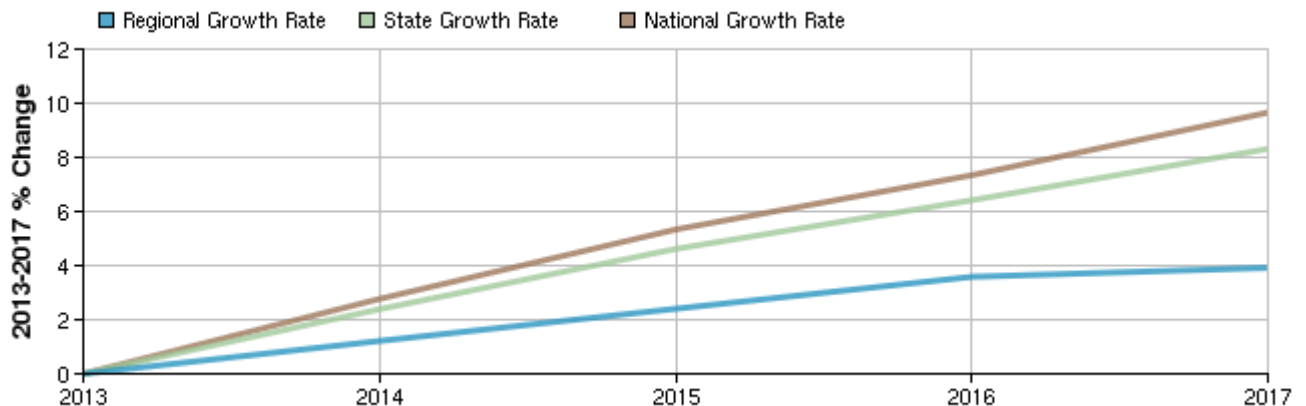
Selected Occupations

Occupation	Education Level
Medical assistants (SOC 31-9092)	Moderate-term on-the-job training

Executive Summary

Basic Information	
2013 Occupational Jobs	454
2017 Occupational Jobs	472
Total Change	18
Total % Change	3.97%
Openings	41
2011 Median Hourly Earnings	\$13.80

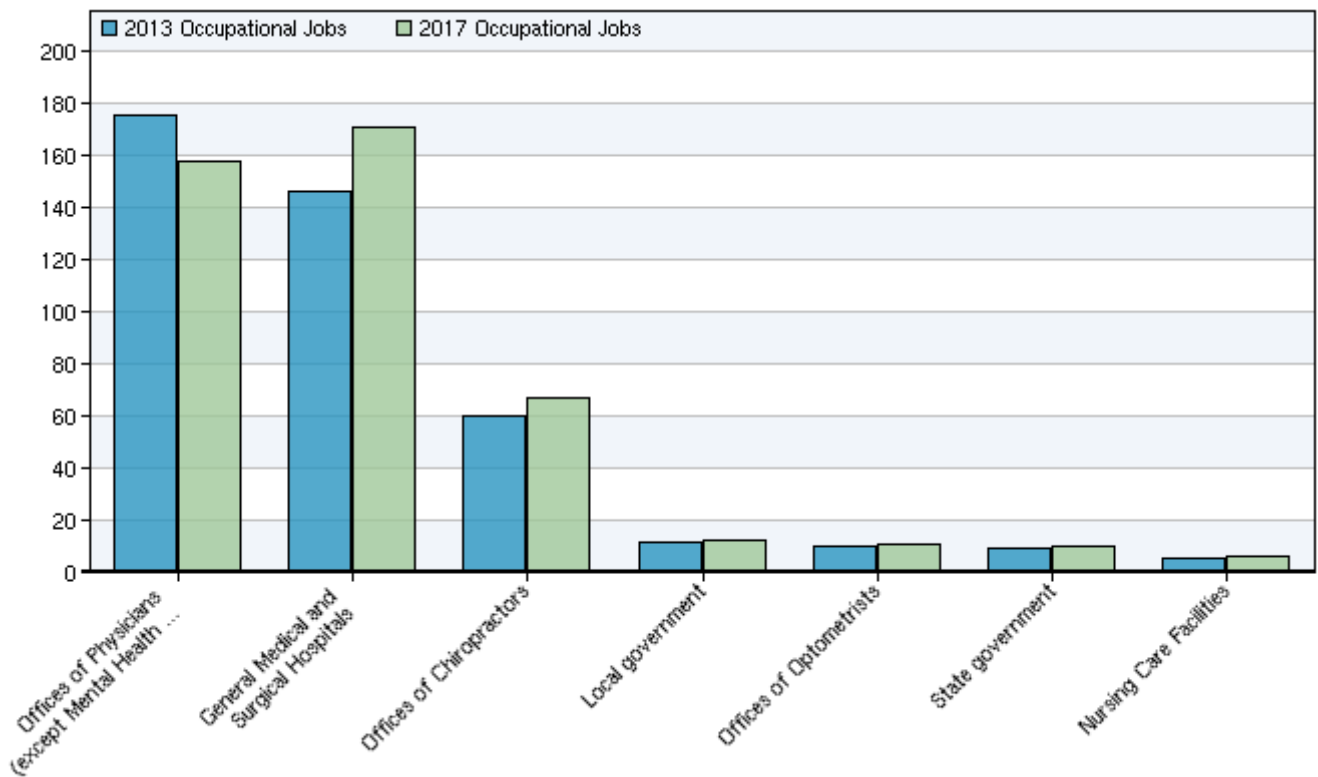
Occupational Change Summary



Region	2013 Jobs	2017 Jobs	Change	% Change	Openings	2011 Median Hourly Earnings
Regional Total	454	472	18	4%	41	\$13.80
State Total	10,725	11,617	892	8%	1,355	\$14.57
National Total	555,338	608,962	53,624	10%	77,071	\$14.20

Source: EMSI Complete Employment - 2011.4

Top Industries for Selected Occupation



NAICS Code	Name	2013 Jobs	2017 Jobs	Change	% Change
621111	Offices of Physicians (except Mental Health Specialists)	176	157	-19	-11%
622110	General Medical and Surgical Hospitals	146	170	24	16%
621310	Offices of Chiropractors	60	67	7	12%
930000	Local government	12	12	0	0%
621320	Offices of Optometrists	<10	11	--	--
920000	State government	<10	<10	--	--
623110	Nursing Care Facilities	<10	<10	--	--

Source: EMSI Complete Employment - 2011.4

Data Sources and Calculations

Industry Data

In order to capture a complete picture of industry employment, EMSI basically combines covered employment data from Quarterly Census of Employment and Wages (QCEW) produced by the Department of Labor with total employment data in Regional Economic Information System (REIS) published by the Bureau of Economic Analysis (BEA), augmented with County Business Patterns (CBP) and Nonemployer Statistics (NES) published by the U.S. Census Bureau. Projections are based on the latest available EMSI industry data, 15-year past local trends in each industry, growth rates in statewide and (where available) sub-state area industry projections published by individual state agencies, and (in part) growth rates in national projections from the Bureau of Labor Statistics.

State Data Sources

This report uses state data from the following agencies: Wisconsin Department of Workforce Development, Bureau of Workforce Information.