

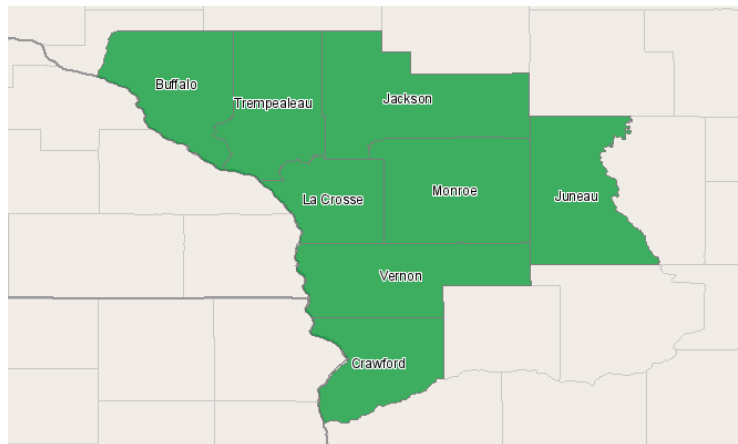
Western Technical College



400 Seventh Street
La Crosse, Wisconsin 54601
608.785.9200

Nursing Assistant Occupation Report April 27, 2012

Western Technical College District



Region Info

Name: Western Technical College District

Description: Western district counties

County Areas: Buffalo, Wisconsin (55011), Crawford, Wisconsin (55023), Jackson, Wisconsin (55053), Juneau, Wisconsin (55057), La Crosse, Wisconsin (55063), Monroe, Wisconsin (55081), Trempealeau, Wisconsin (55121), Vernon, Wisconsin (55123)

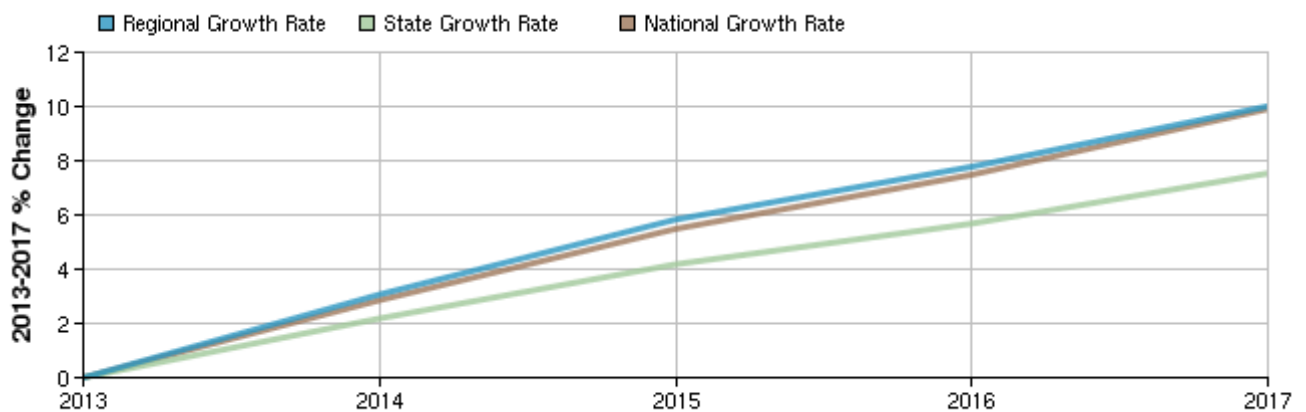
Selected Occupations

Occupation	Education Level
Home health aides (SOC 31-1011)	Short-term on-the-job training
Nursing aides, orderlies, and attendants (SOC 31-1012)	Postsecondary vocational award
Psychiatric aides (SOC 31-1013)	Short-term on-the-job training

Executive Summary

Basic Information	
2013 Occupational Jobs	3,445
2017 Occupational Jobs	3,790
Total Change	345
Total % Change	10.01%
Openings	472
2011 Median Hourly Earnings	\$12.20

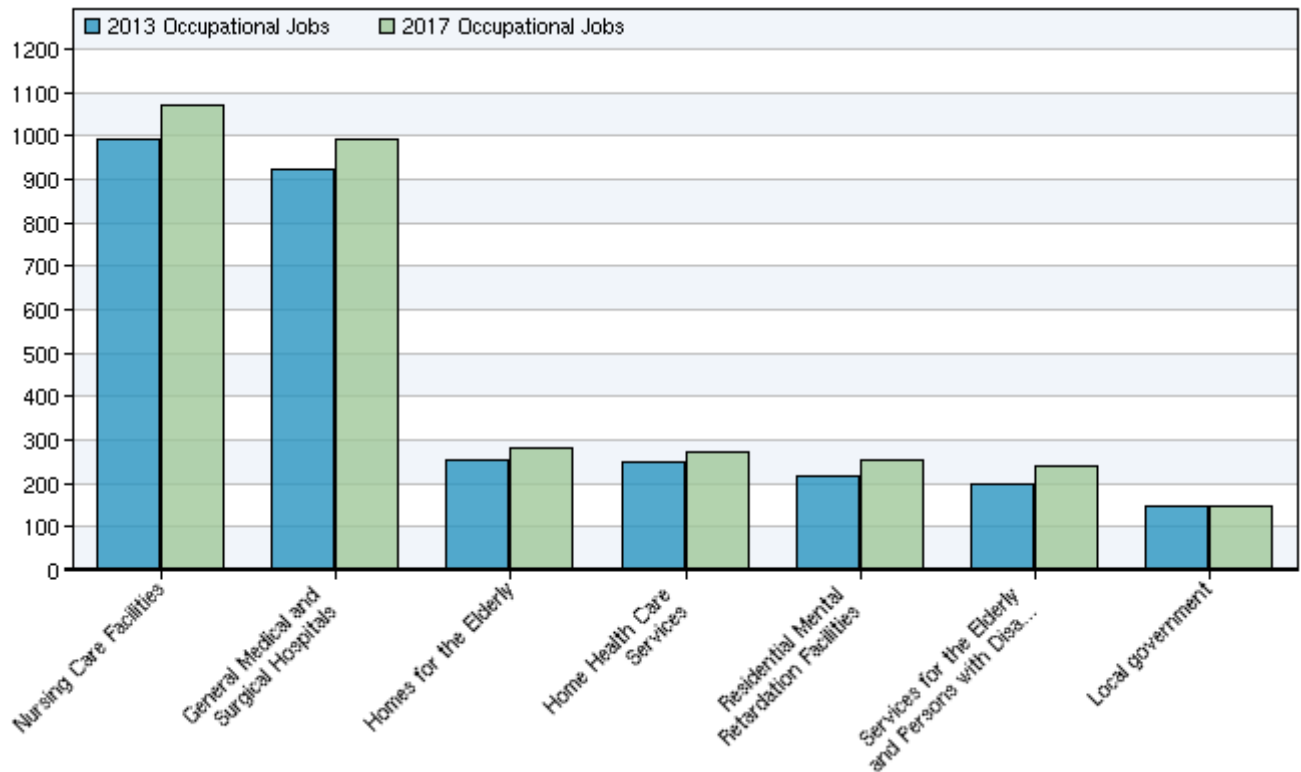
Occupational Change Summary



Region	2013 Jobs	2017 Jobs	Change	% Change	Openings	2011 Median Hourly Earnings
Regional Total	3,445	3,790	345	10%	472	\$12.20
State Total	67,110	72,166	5,056	8%	7,918	\$11.39
National Total	3,003,486	3,301,046	297,560	10%	411,913	\$10.81

Source: EMSI Complete Employment - 2011.4

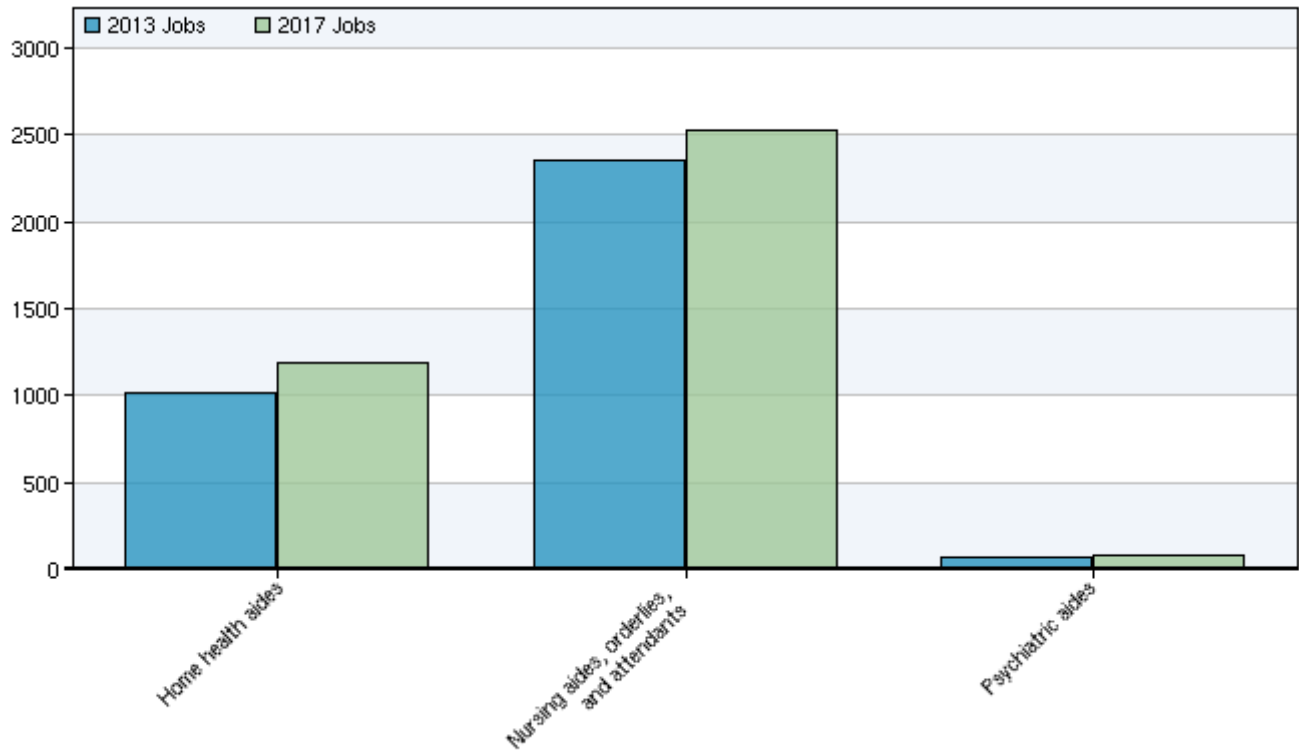
Top Industries for Selected Occupations



NAICS Code	Name	2013 Jobs	2017 Jobs	Change	% Change
623110	Nursing Care Facilities	991	1,073	82	8%
622110	General Medical and Surgical Hospitals	925	993	68	7%
623312	Homes for the Elderly	255	282	27	11%
621610	Home Health Care Services	251	273	22	9%
623210	Residential Mental Retardation Facilities	217	254	37	17%
624120	Services for the Elderly and Persons with Disabilities	199	241	42	21%
930000	Local government	147	148	1	1%

Source: EMSI Complete Employment - 2011.4

Occupational Breakdown



SOC Code	Description	2013 Jobs	2017 Jobs	Openings	2011 Median Hourly Earnings
31-1011	Home health aides	1,015	1,187	207	\$10.39
31-1012	Nursing aides, orderlies, and attendants	2,357	2,527	259	\$12.88
31-1013	Psychiatric aides	73	76	6	\$13.75
	Total	3,445	3,790	472	\$12.20

Source: EMSI Complete Employment - 2011.4

Data Sources and Calculations

Industry Data

In order to capture a complete picture of industry employment, EMSI basically combines covered employment data from Quarterly Census of Employment and Wages (QCEW) produced by the Department of Labor with total employment data in Regional Economic Information System (REIS) published by the Bureau of Economic Analysis (BEA), augmented with County Business Patterns (CBP) and Nonemployer Statistics (NES) published by the U.S. Census Bureau. Projections are based on the latest available EMSI industry data, 15-year past local trends in each industry, growth rates in statewide and (where available) sub-state area industry projections

published by individual state agencies, and (in part) growth rates in national projections from the Bureau of Labor Statistics.

Occupation Data

Organizing regional employment information by occupation provides a workforce-oriented view of the regional economy. EMSI's occupation data are based on EMSI's industry data and regional staffing patterns taken from the Occupational Employment Statistics program (U.S. Bureau of Labor Statistics). Wage information is partially derived from the American Community Survey. The occupation-to-program (SOC-to-CIP) crosswalk is based on one from the U.S. Department of Education, with customizations by EMSI.

State Data Sources

This report uses state data from the following agencies: Wisconsin Department of Workforce Development, Bureau of Workforce Information.