

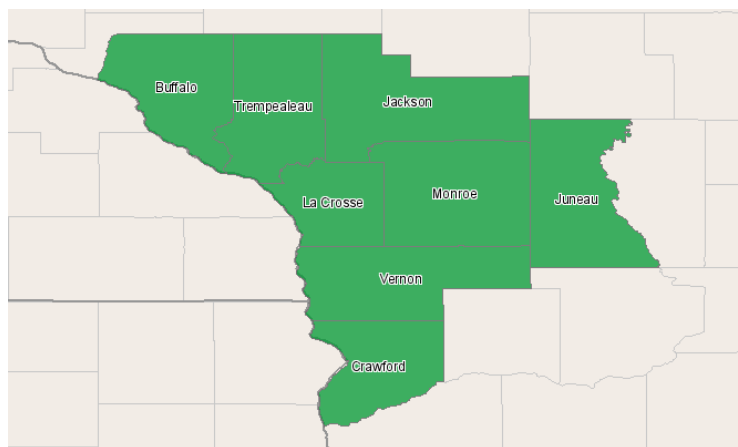
# Western Technical College



400 Seventh Street  
La Crosse, Wisconsin 54601  
608.785.9200

## Paramedic Technician Occupation Report April 27, 2012

Western Technical College District



## Region Info

Name: Western Technical College District

Description: Western district counties

County Areas: Buffalo, Wisconsin (55011), Crawford, Wisconsin (55023), Jackson, Wisconsin (55053), Juneau, Wisconsin (55057), La Crosse, Wisconsin (55063), Monroe, Wisconsin (55081), Trempealeau, Wisconsin (55121), Vernon, Wisconsin (55123)

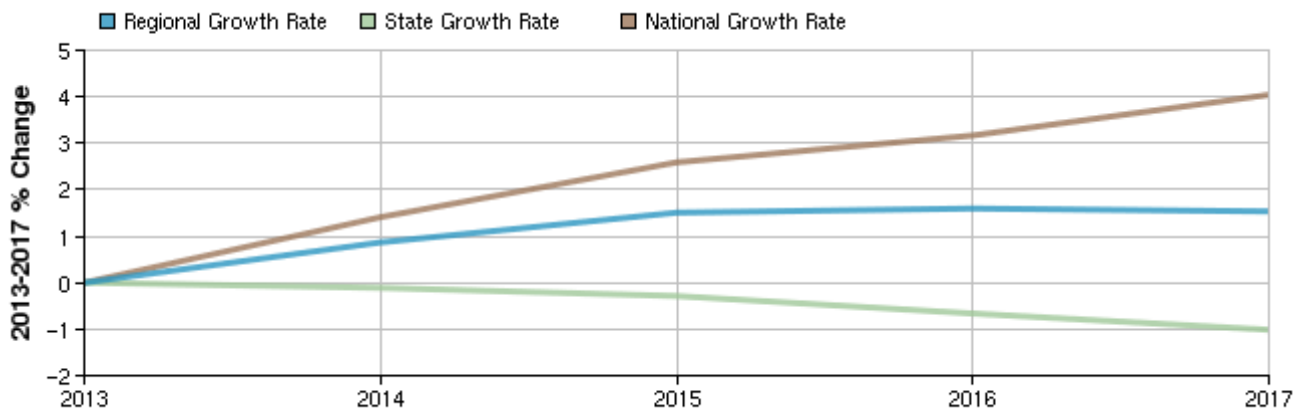
## Selected Occupations

Occupation	Education Level
Emergency medical technicians and paramedics (SOC 29-2041)	Postsecondary vocational award

## Executive Summary

Basic Information	
2013 Occupational Jobs	448
2017 Occupational Jobs	455
Total Change	7
Total % Change	1.56%
Openings	47
2011 Median Hourly Earnings	\$11.52

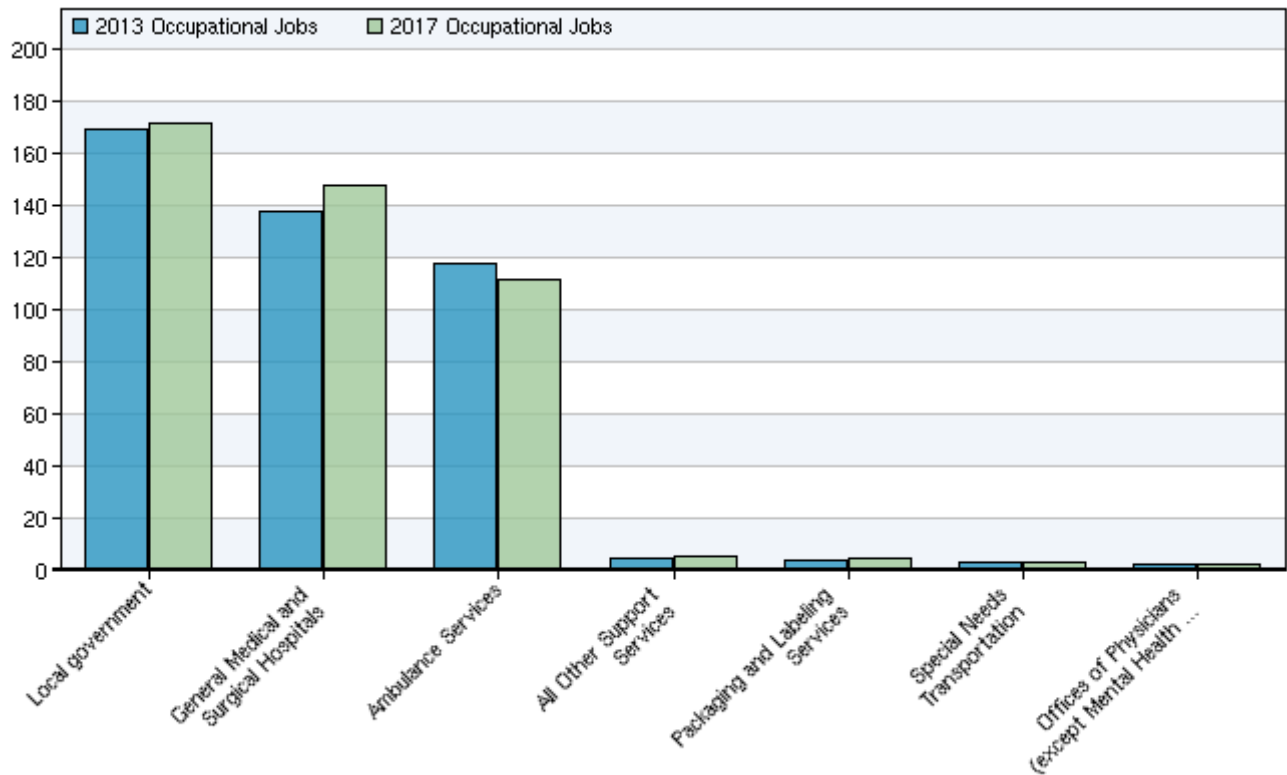
## Occupational Change Summary



Region	2013 Jobs	2017 Jobs	Change	% Change	Openings	2011 Median Hourly Earnings
Regional Total	448	455	7	2%	47	\$11.52
State Total	5,715	5,658	-57	-1%	547	\$13.17
National Total	231,305	240,653	9,348	4%	29,928	\$14.47

Source: EMSI Complete Employment - 2011.4

## Top Industries for Selected Occupation



NAICS Code	Name	2013 Jobs	2017 Jobs	Change	% Change
930000	Local government	169	171	2	1%
622110	General Medical and Surgical Hospitals	138	147	9	7%
621910	Ambulance Services	118	111	-7	-6%
561990	All Other Support Services	<10	<10	--	--
561910	Packaging and Labeling Services	<10	<10	--	--
485991	Special Needs Transportation	<10	<10	--	--
621111	Offices of Physicians (except Mental Health Specialists)	<10	<10	--	--

Source: EMSI Complete Employment - 2011.4

## Data Sources and Calculations

---

### Industry Data

In order to capture a complete picture of industry employment, EMSI basically combines covered employment data from Quarterly Census of Employment and Wages (QCEW) produced by the Department of Labor with total employment data in Regional Economic Information System (REIS) published by the Bureau of Economic Analysis (BEA), augmented with County Business Patterns (CBP) and Nonemployer Statistics (NES) published by the U.S. Census Bureau. Projections are based on the latest available EMSI industry data, 15-year past local trends in each industry, growth rates in statewide and (where available) sub-state area industry projections published by individual state agencies, and (in part) growth rates in national projections from the Bureau of Labor Statistics.

### State Data Sources

This report uses state data from the following agencies: Wisconsin Department of Workforce Development, Bureau of Workforce Information.