

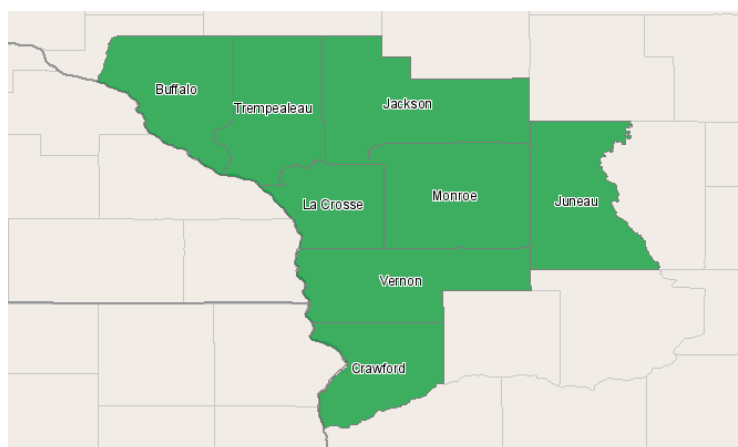
Western Technical College



400 Seventh Street
La Crosse, Wisconsin 54601
608.785.9200

Practical Nursing Occupation Report April 27, 2012

Western Technical College District



Region Info

Name: Western Technical College District

Description: Western district counties

County Areas: Buffalo, Wisconsin (55011), Crawford, Wisconsin (55023), Jackson, Wisconsin (55053), Juneau, Wisconsin (55057), La Crosse, Wisconsin (55063), Monroe, Wisconsin (55081), Trempealeau, Wisconsin (55121), Vernon, Wisconsin (55123)

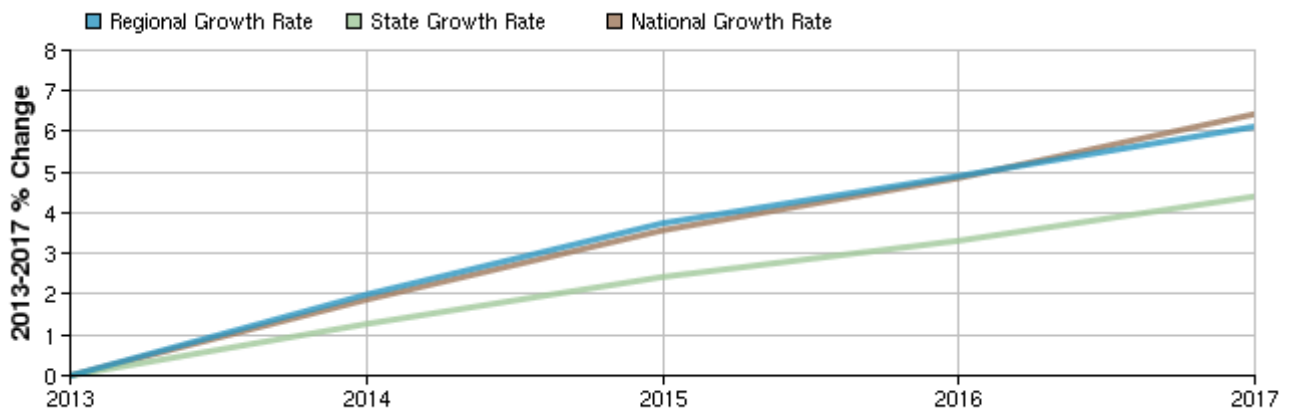
Selected Occupations

Occupation	Education Level
Licensed practical and licensed vocational nurses (SOC 29-2061)	Postsecondary vocational award

Executive Summary

Basic Information	
2013 Occupational Jobs	751
2017 Occupational Jobs	797
Total Change	46
Total % Change	6.12%
Openings	135
2011 Median Hourly Earnings	\$19.16

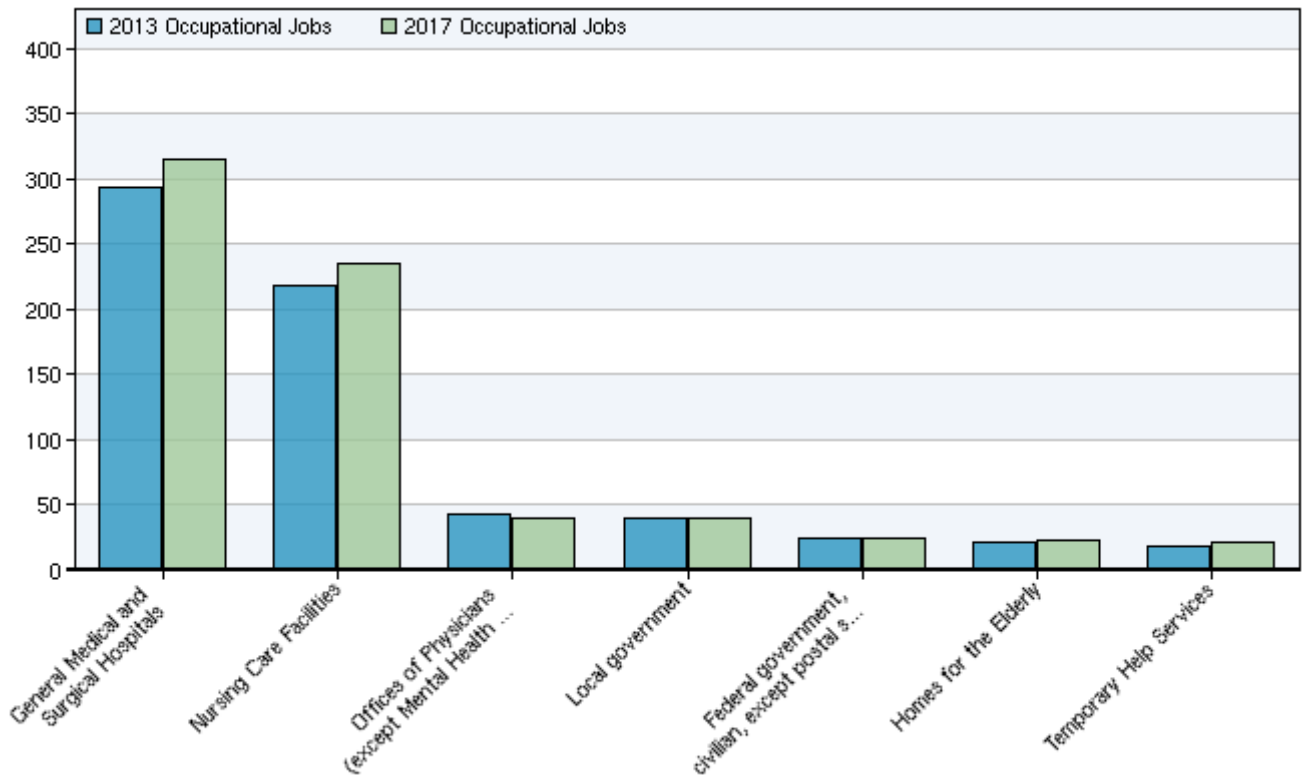
Occupational Change Summary



Region	2013 Jobs	2017 Jobs	Change	% Change	Openings	2011 Median Hourly Earnings
Regional Total	751	797	46	6%	135	\$19.16
State Total	11,324	11,822	498	4%	1,941	\$19.10
National Total	794,760	845,871	51,111	6%	147,003	\$18.96

Source: EMSI Complete Employment - 2011.4

Top Industries for Selected Occupation



NAICS Code	Name	2013 Jobs	2017 Jobs	Change	% Change
622110	General Medical and Surgical Hospitals	293	315	22	8%
623110	Nursing Care Facilities	219	235	16	7%
621111	Offices of Physicians (except Mental Health Specialists)	44	41	-3	-7%
930000	Local government	40	41	1	3%
911000	Federal government, civilian, except postal service	25	25	0	0%
623312	Homes for the Elderly	22	23	1	5%
561320	Temporary Help Services	19	22	3	16%

Source: EMSI Complete Employment - 2011.4

Data Sources and Calculations

Industry Data

In order to capture a complete picture of industry employment, EMSI basically combines covered employment data from Quarterly Census of Employment and Wages (QCEW) produced by the Department of Labor with total employment data in Regional Economic Information System (REIS) published by the Bureau of Economic Analysis (BEA), augmented with County Business Patterns (CBP) and Nonemployer Statistics (NES) published by the U.S. Census Bureau. Projections are based on the latest available EMSI industry data, 15-year past local trends in each industry, growth rates in statewide and (where available) sub-state area industry projections published by individual state agencies, and (in part) growth rates in national projections from the Bureau of Labor Statistics.

State Data Sources

This report uses state data from the following agencies: Wisconsin Department of Workforce Development, Bureau of Workforce Information.