

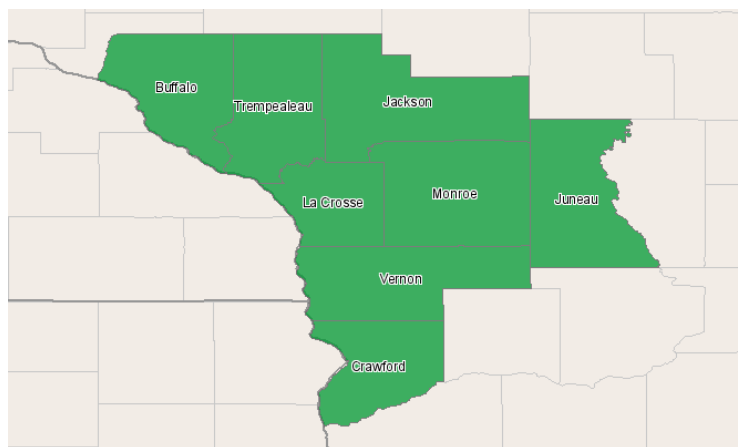
Western Technical College



400 Seventh Street
La Crosse, Wisconsin 54601
608.785.9200

Refrigeration Occupation Report April 27, 2012

Western Technical College District



Region Info

Name: Western Technical College District

Description: Western district counties

County Areas: Buffalo, Wisconsin (55011), Crawford, Wisconsin (55023), Jackson, Wisconsin (55053), Juneau, Wisconsin (55057), La Crosse, Wisconsin (55063), Monroe, Wisconsin (55081), Trempealeau, Wisconsin (55121), Vernon, Wisconsin (55123)

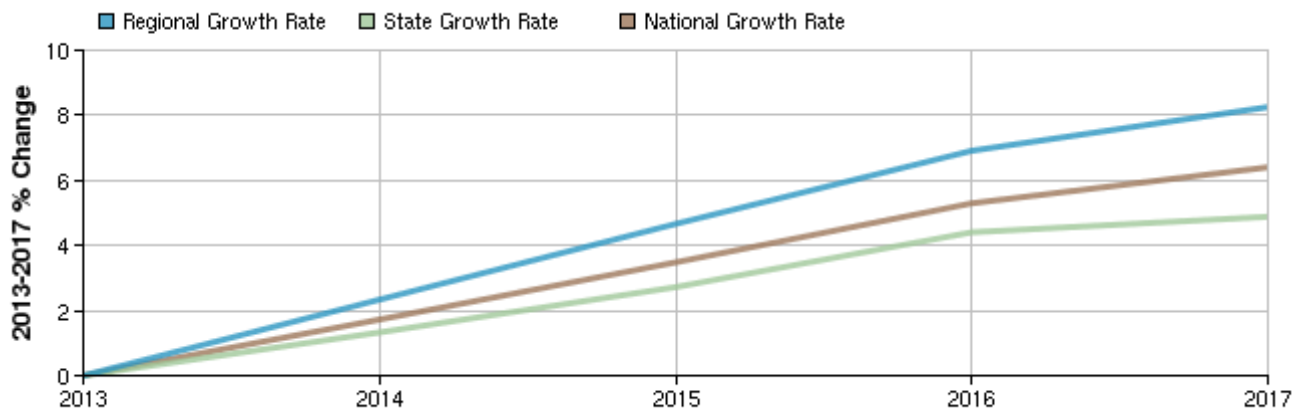
Selected Occupations

Occupation	Education Level
Heating, air conditioning, and refrigeration mechanics and installers (SOC 49-9021)	Postsecondary vocational award

Executive Summary

Basic Information	
2013 Occupational Jobs	326
2017 Occupational Jobs	353
Total Change	27
Total % Change	8.28%
Openings	48
2011 Median Hourly Earnings	\$18.47

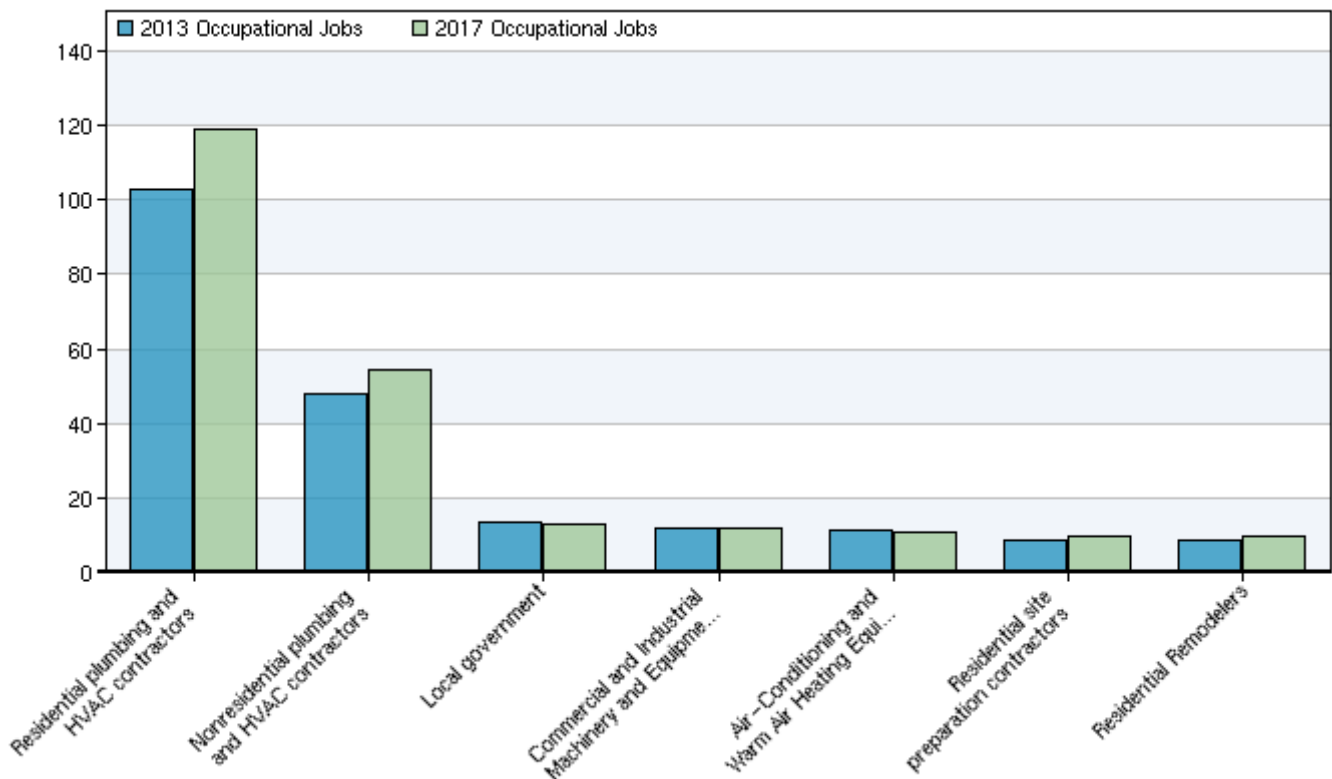
Occupational Change Summary



Region	2013 Jobs	2017 Jobs	Change	% Change	Openings	2011 Median Hourly Earnings
Regional Total	326	353	27	8%	48	\$18.47
State Total	6,425	6,739	314	5%	746	\$19.01
National Total	330,317	351,470	21,153	6%	42,956	\$19.24

Source: EMSI Complete Employment - 2011.4

Top Industries for Selected Occupation



NAICS Code	Name	2013 Jobs	2017 Jobs	Change	% Change
238221	Residential plumbing and HVAC contractors	103	119	16	16%
238222	Nonresidential plumbing and HVAC contractors	48	54	6	13%
930000	Local government	13	13	0	0%
811310	Commercial and Industrial Machinery and Equipment (except Automotive and Electronic) Repair and Maintenance	12	12	0	0%
333415	Air-Conditioning and Warm Air Heating Equipment and Commercial and Industrial Refrigeration Equipment Manufacturing	11	11	0	0%
238911	Residential site preparation contractors	<10	<10	--	--
236118	Residential Remodelers	<10	<10	--	--

Data Sources and Calculations

Industry Data

In order to capture a complete picture of industry employment, EMSI basically combines covered employment data from Quarterly Census of Employment and Wages (QCEW) produced by the Department of Labor with total employment data in Regional Economic Information System (REIS) published by the Bureau of Economic Analysis (BEA), augmented with County Business Patterns (CBP) and Nonemployer Statistics (NES) published by the U.S. Census Bureau. Projections are based on the latest available EMSI industry data, 15-year past local trends in each industry, growth rates in statewide and (where available) sub-state area industry projections published by individual state agencies, and (in part) growth rates in national projections from the Bureau of Labor Statistics.

State Data Sources

This report uses state data from the following agencies: Wisconsin Department of Workforce Development, Bureau of Workforce Information.