

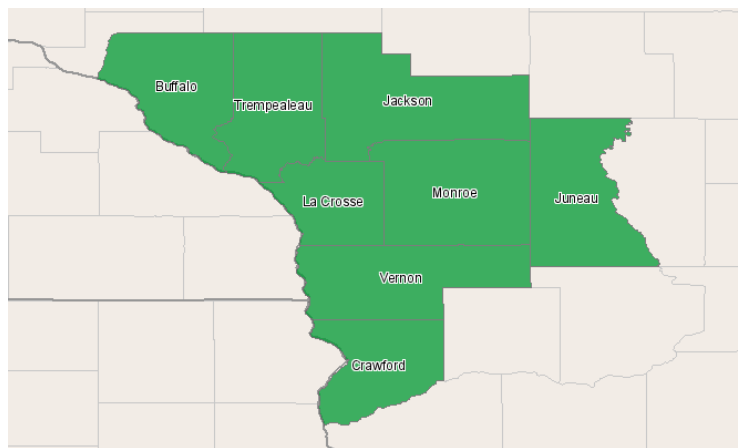
# Western Technical College



400 Seventh Street  
La Crosse, Wisconsin 54601  
608.785.9200

## Surgical Tech Occupation Report April 27, 2012

Western Technical College District



## Region Info

---

Name: Western Technical College District

Description: Western district counties

County Areas: Buffalo, Wisconsin (55011), Crawford, Wisconsin (55023), Jackson, Wisconsin (55053), Juneau, Wisconsin (55057), La Crosse, Wisconsin (55063), Monroe, Wisconsin (55081), Trempealeau, Wisconsin (55121), Vernon, Wisconsin (55123)

## Selected Occupations

---

Occupation	Education Level
Surgical technologists (SOC 29-2055)	Postsecondary vocational award

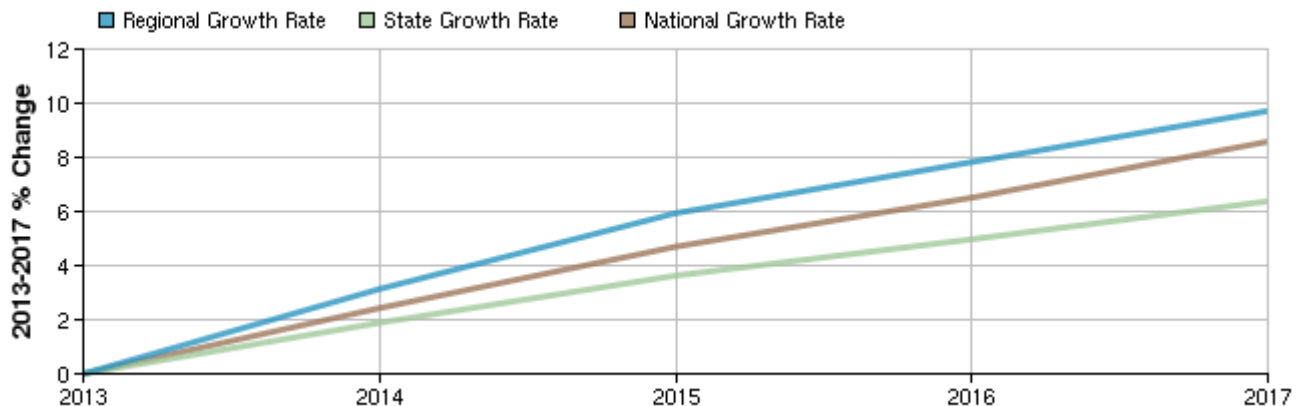
## Executive Summary

---

Basic Information	
2013 Occupational Jobs	203
2017 Occupational Jobs	222
Total Change	19
Total % Change	9.38%
Openings	39
2011 Median Hourly Earnings	\$18.78

## Occupational Change Summary

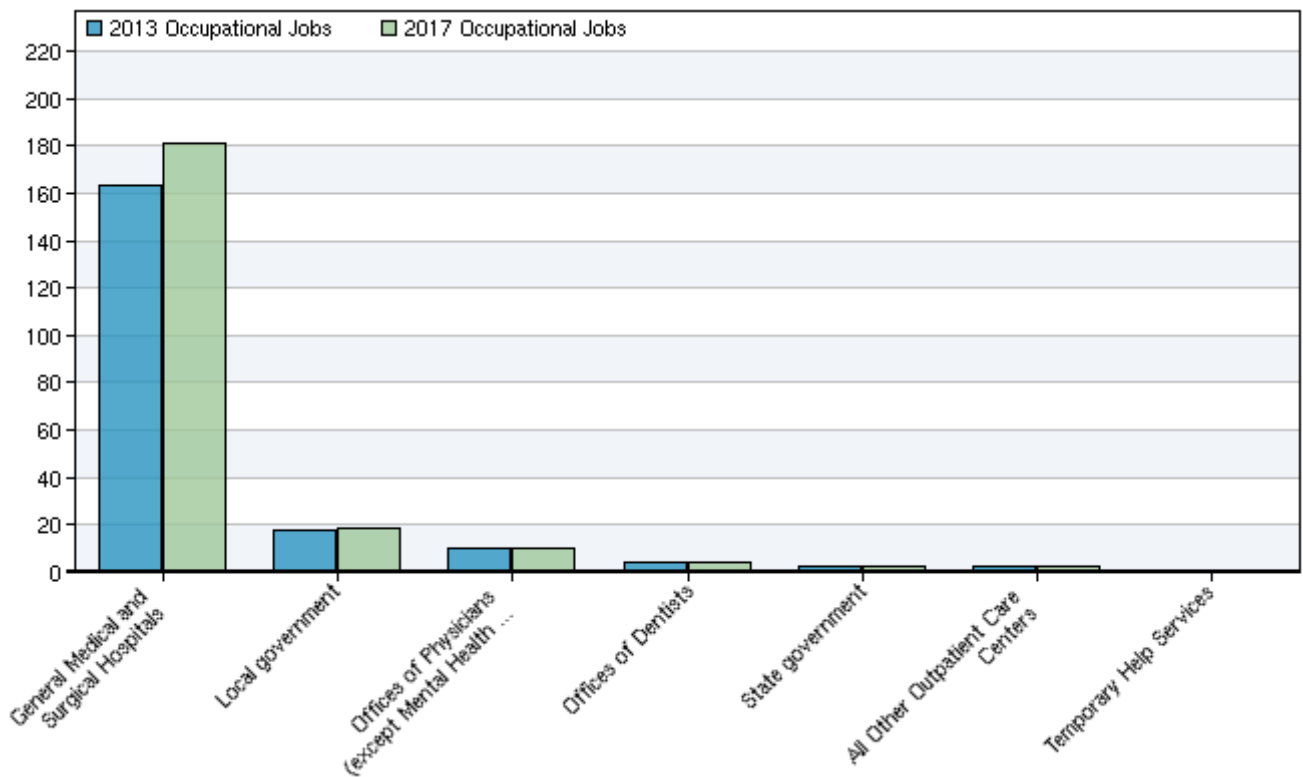
---



Region	2013 Jobs	2017 Jobs	Change	% Change	Openings	2011 Median Hourly Earnings
Regional Total	203	222	19	9%	39	\$18.78
State Total	2,784	2,961	177	6%	447	\$21.22
National Total	98,994	107,489	8,495	9%	18,005	\$18.96

Source: EMSI Complete Employment - 2011.4

## Top Industries for Selected Occupation



NAICS Code	Name	2013 Jobs	2017 Jobs	Change	% Change
622110	General Medical and Surgical Hospitals	163	181	18	11%
930000	Local government	18	18	0	0%
621111	Offices of Physicians (except Mental Health Specialists)	<10	10	--	--
621210	Offices of Dentists	<10	<10	--	--
920000	State government	<10	<10	--	--
621498	All Other Outpatient Care Centers	<10	<10	--	--
561320	Temporary Help Services	<10	<10	--	--

Source: EMSI Complete Employment - 2011.4

## Data Sources and Calculations

---

### Industry Data

In order to capture a complete picture of industry employment, EMSI basically combines covered employment data from Quarterly Census of Employment and Wages (QCEW) produced by the Department of Labor with total employment data in Regional Economic Information System (REIS) published by the Bureau of Economic Analysis (BEA), augmented with County Business Patterns (CBP) and Nonemployer Statistics (NES) published by the U.S. Census Bureau. Projections are based on the latest available EMSI industry data, 15-year past local trends in each industry, growth rates in statewide and (where available) sub-state area industry projections published by individual state agencies, and (in part) growth rates in national projections from the Bureau of Labor Statistics.

### State Data Sources

This report uses state data from the following agencies: Wisconsin Department of Workforce Development, Bureau of Workforce Information.