

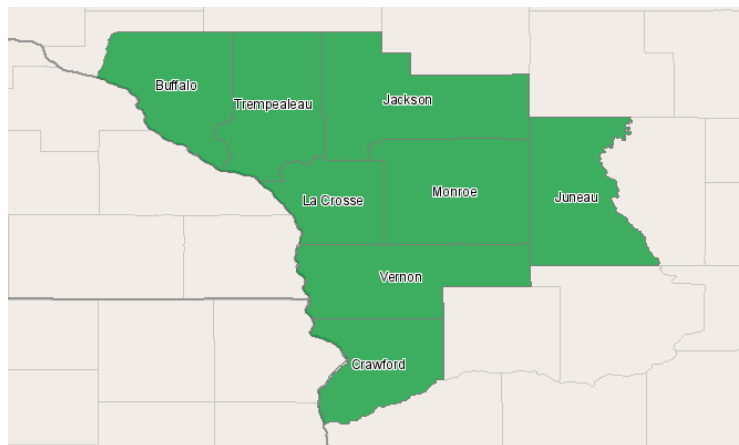
# Western Technical College



400 Seventh Street  
La Crosse, Wisconsin 54601  
608.785.9200

## Occupation Report for AC/Heat/Refrig Program August 28, 2012 2012 Third Quarter Data for 2013-2017 Projections

Western Technical College District



## Region Info

Name: Western Technical College District

Description: Western district counties

County Areas: Buffalo, Wisconsin (55011), Crawford, Wisconsin (55023), Jackson, Wisconsin (55053), Juneau, Wisconsin (55057), La Crosse, Wisconsin (55063), Monroe, Wisconsin (55081), Trempealeau, Wisconsin (55121), Vernon, Wisconsin (55123)

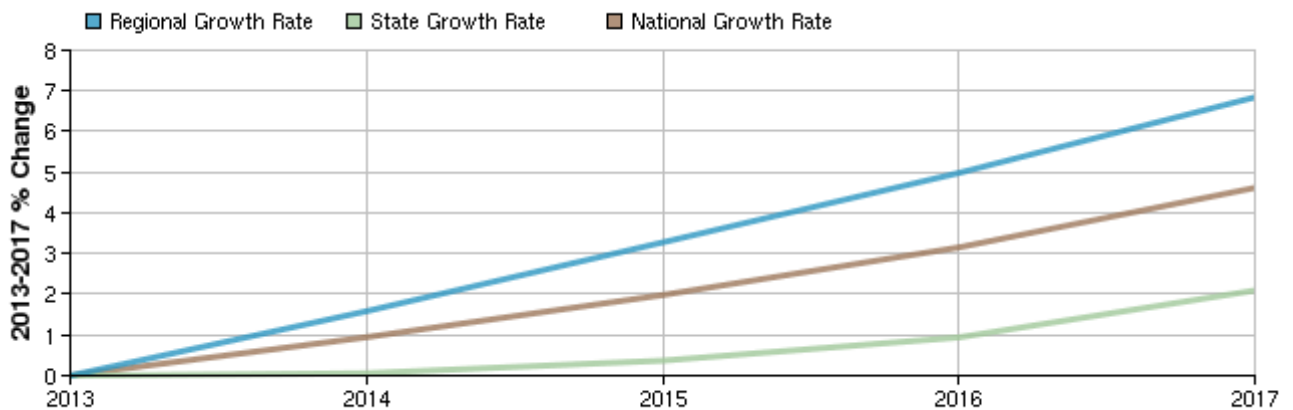
## Selected Occupations

Occupation	Education Level
Sheet Metal Workers (SOC 47-2211)	Long-term on-the-job training
Heating, Air Conditioning, and Refrigeration Mechanics and Installers (SOC 49-9021)	Postsecondary vocational award

## Executive Summary

Basic Information	
2013 Occupational Jobs	424
2017 Occupational Jobs	453
Total Change	29
Total % Change	6.60%
Openings	63
2012 Median Hourly Earnings	\$18.02

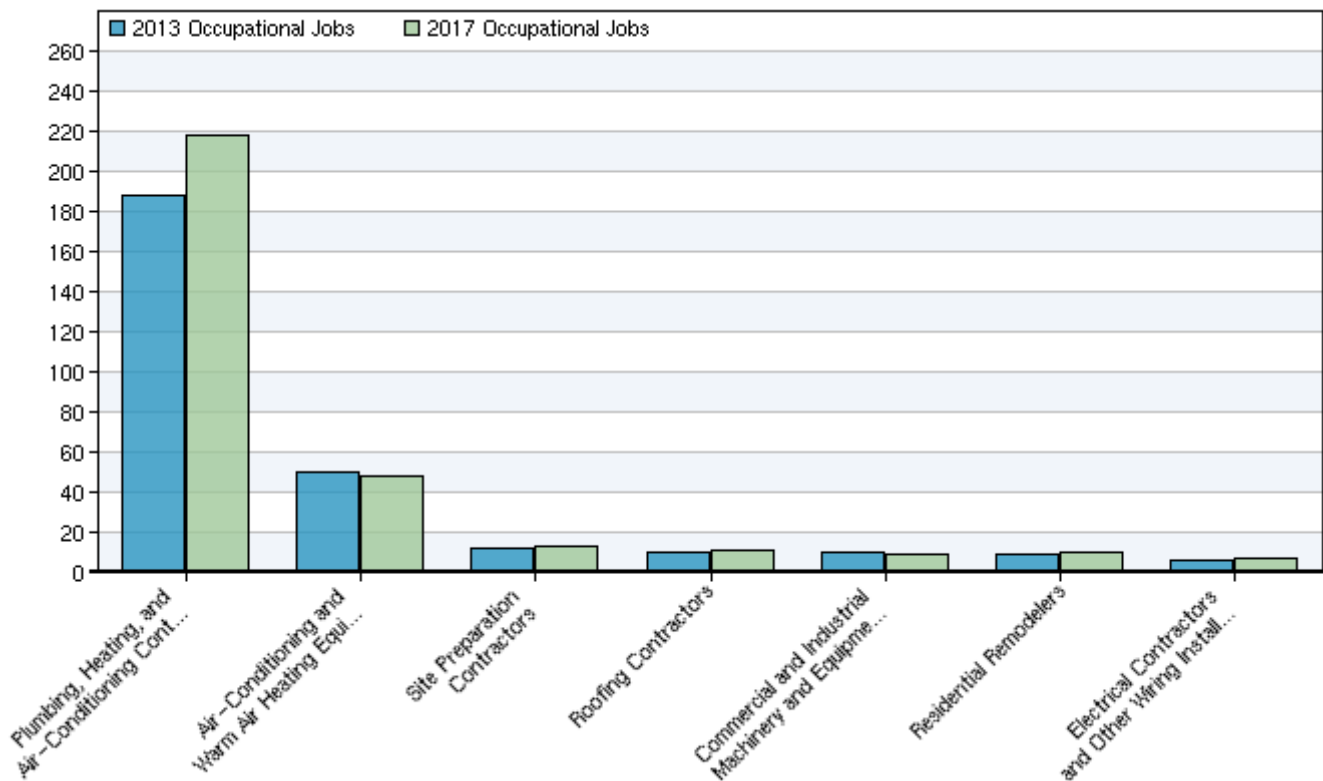
## Occupational Change Summary



Region	2013 Jobs	2017 Jobs	Change	% Change	Openings	2012 Median Hourly Earnings
Regional Total	424	453	29	7%	63	\$18.02
State Total	8,859	9,044	185	2%	1,071	\$20.46
National Total	446,416	467,029	20,613	5%	59,610	\$18.91

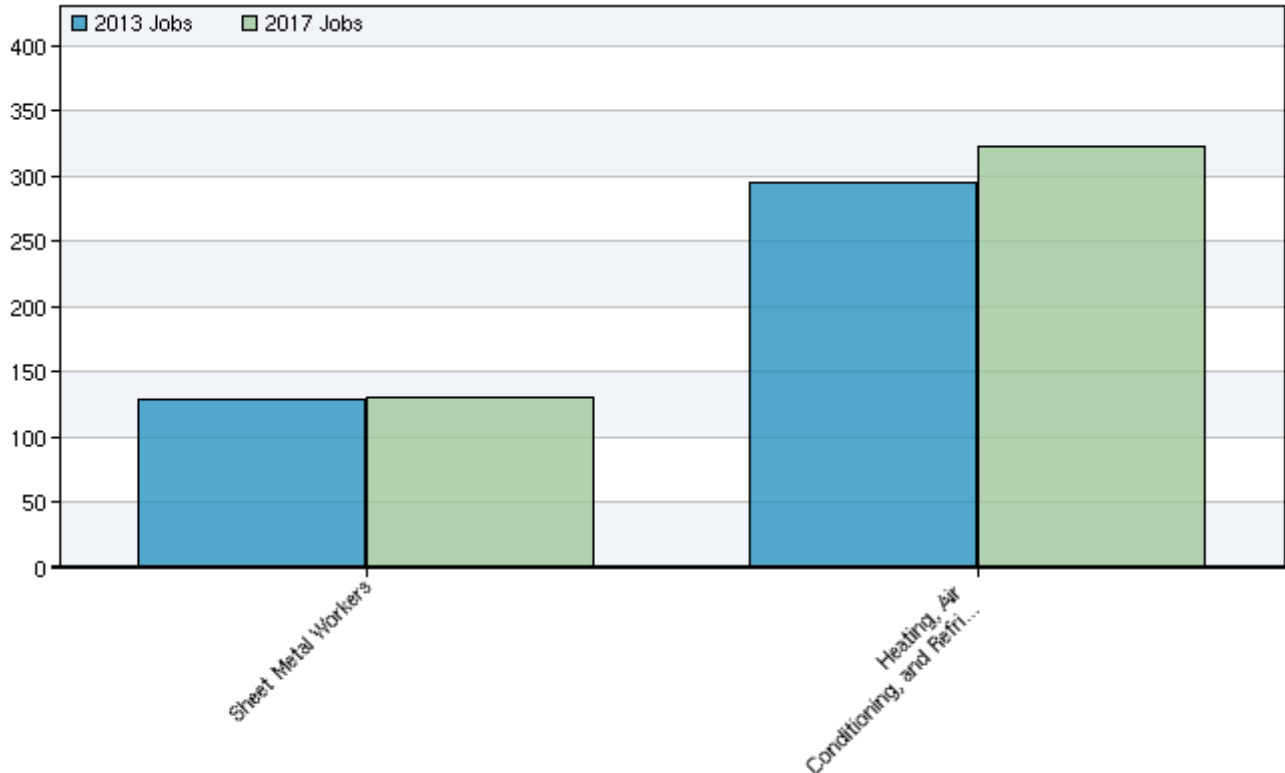
Source: EMSI Complete Employment - 2012.2

## Top Industries for Selected Occupations



NAICS Code	Name	2013 Jobs	2017 Jobs	Change	% Change
238220	Plumbing, Heating, and Air-Conditioning Contractors	188	218	30	16%
333415	Air-Conditioning and Warm Air Heating Equipment and Commercial and Industrial Refrigeration Equipment Manufacturing	50	48	-2	-4%
238910	Site Preparation Contractors	12	13	1	8%
238160	Roofing Contractors	<10	11	--	--
811310	Commercial and Industrial Machinery and Equipment (except Automotive and Electronic) Repair and Maintenance	<10	<10	--	--
236118	Residential Remodelers	<10	<10	--	--
238210	Electrical Contractors and Other Wiring Installation Contractors	<10	<10	--	--

## Occupational Breakdown



SOC Code	Description	2013 Jobs	2017 Jobs	Openings	2012 Median Hourly Earnings
47-2211	Sheet Metal Workers	129	130	16	\$17.59
49-9021	Heating, Air Conditioning, and Refrigeration Mechanics and Installers	296	323	48	\$18.22
	Total	424	453	63	\$18.02

Source: EMSI Complete Employment - 2012.2

## Data Sources and Calculations

### Industry Data

In order to capture a complete picture of industry employment, EMSI basically combines covered employment data from Quarterly Census of Employment and Wages (QCEW) produced by the Department of Labor with total employment data in Regional Economic Information System (REIS) published by the Bureau of Economic Analysis (BEA), augmented with County Business Patterns (CBP) and Nonemployer Statistics (NES) published

by the U.S. Census Bureau. Projections are based on the latest available EMSI industry data, 15-year past local trends in each industry, growth rates in statewide and (where available) sub-state area industry projections published by individual state agencies, and (in part) growth rates in national projections from the Bureau of Labor Statistics.

## **Occupation Data**

Organizing regional employment information by occupation provides a workforce-oriented view of the regional economy. EMSI's occupation data are based on EMSI's industry data and regional staffing patterns taken from the Occupational Employment Statistics program (U.S. Bureau of Labor Statistics). Wage information is partially derived from the American Community Survey. The occupation-to-program (SOC-to-CIP) crosswalk is based on one from the U.S. Department of Education, with customizations by EMSI.

## **State Data Sources**

This report uses state data from the following agencies: Wisconsin Department of Workforce Development, Bureau of Workforce Information.