

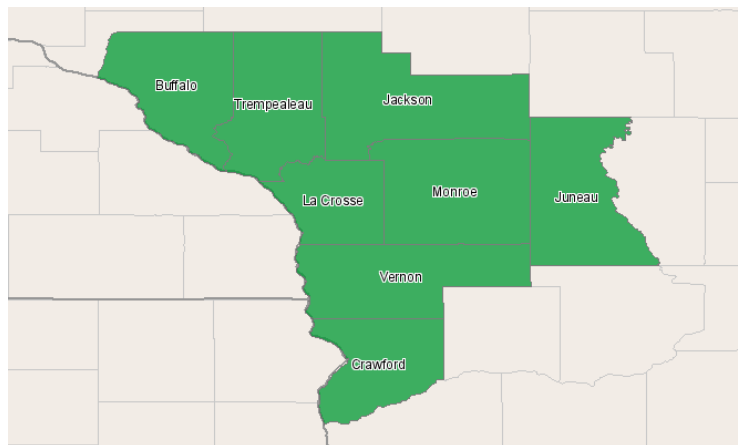
Western Technical College



400 Seventh Street
La Crosse, Wisconsin 54601
608.785.9200

Occupation Report for BioMed Program August 28, 2012 2012 Third Quarter Data for 2013-2017 Projections

Western Technical College District



Region Info

Name: Western Technical College District

Description: Western district counties

County Areas: Buffalo, Wisconsin (55011), Crawford, Wisconsin (55023), Jackson, Wisconsin (55053), Juneau, Wisconsin (55057), La Crosse, Wisconsin (55063), Monroe, Wisconsin (55081), Trempealeau, Wisconsin (55121), Vernon, Wisconsin (55123)

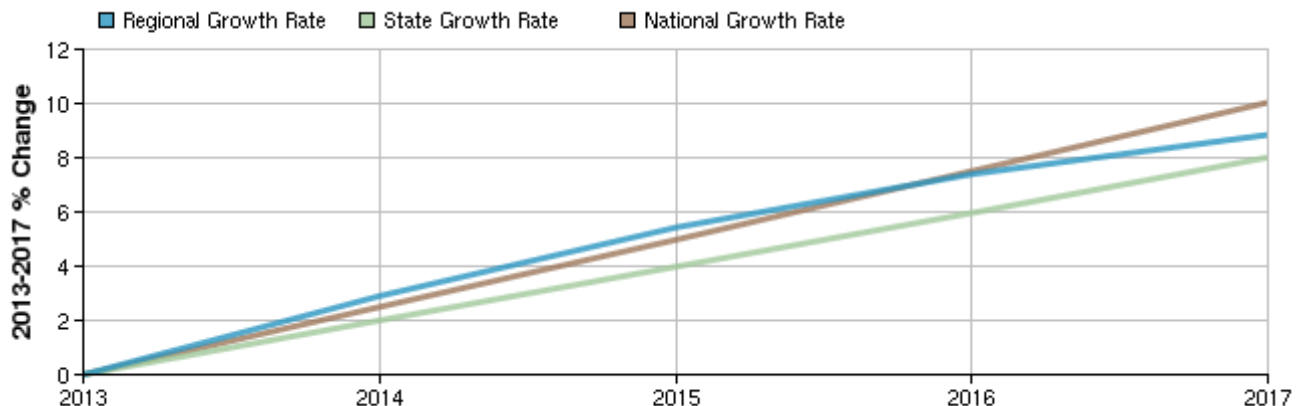
Selected Occupations

Occupation	Education Level
Medical Equipment Repairers (SOC 49-9062)	Associate's degree

Executive Summary

Basic Information	
2013 Occupational Jobs	21
2017 Occupational Jobs	22
Total Change	1
Total % Change	4.85%
Openings	4
2012 Median Hourly Earnings	\$23.55

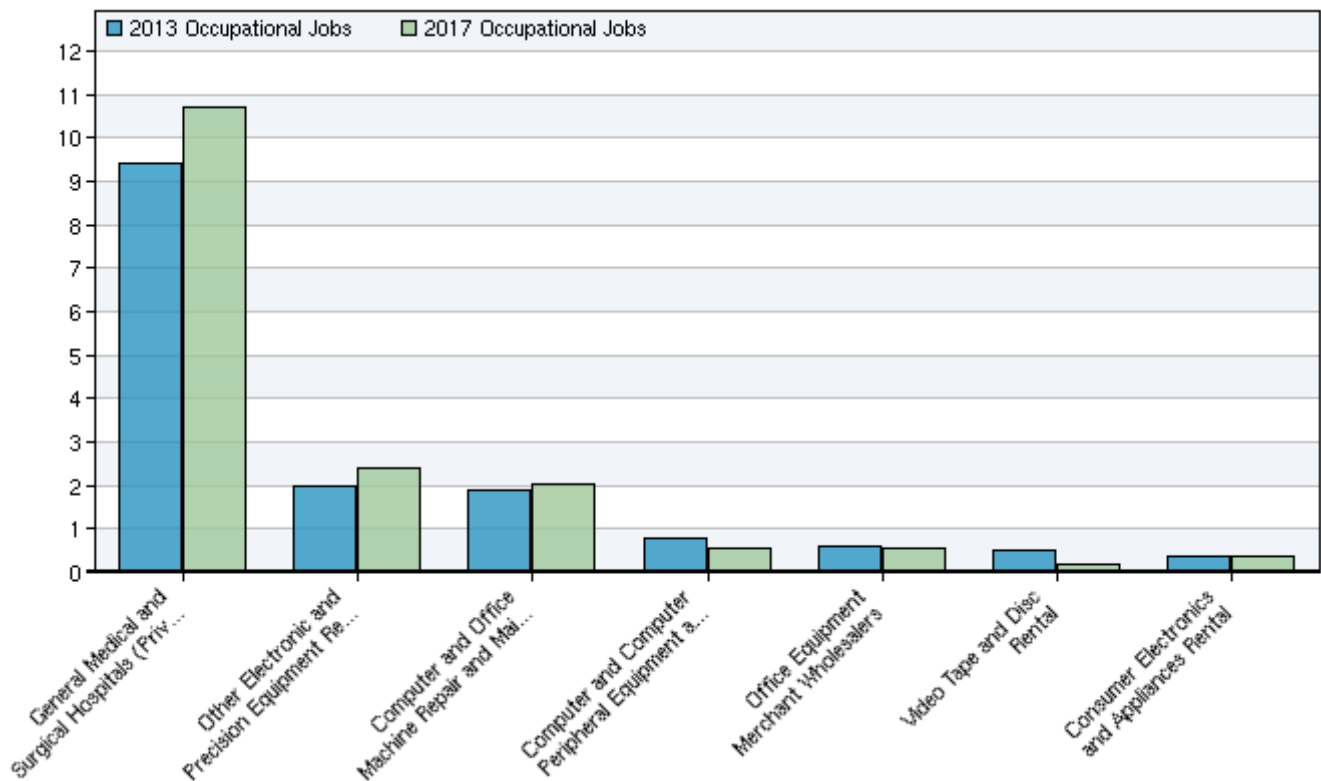
Occupational Change Summary



Region	2013 Jobs	2017 Jobs	Change	% Change	Openings	2012 Median Hourly Earnings
Regional Total	21	22	1	5%	4	\$23.55
State Total	1,052	1,136	84	8%	203	\$23.32
National Total	38,722	42,608	3,886	10%	8,294	\$19.98

Source: EMSI Complete Employment - 2012.2

Top Industries for Selected Occupation



NAICS Code	Name	2013 Jobs	2017 Jobs	Change	% Change
622110	General Medical and Surgical Hospitals (Private)	<10	11	--	--
811219	Other Electronic and Precision Equipment Repair and Maintenance	<10	<10	--	--
811212	Computer and Office Machine Repair and Maintenance	<10	<10	--	--
423430	Computer and Computer Peripheral Equipment and Software Merchant Wholesalers	<10	<10	--	--
423420	Office Equipment Merchant Wholesalers	<10	<10	--	--
532230	Video Tape and Disc Rental	<10	0	--	--
532210	Consumer Electronics and Appliances Rental	<10	<10	--	--

Data Sources and Calculations

Industry Data

In order to capture a complete picture of industry employment, EMSI basically combines covered employment data from Quarterly Census of Employment and Wages (QCEW) produced by the Department of Labor with total employment data in Regional Economic Information System (REIS) published by the Bureau of Economic Analysis (BEA), augmented with County Business Patterns (CBP) and Nonemployer Statistics (NES) published by the U.S. Census Bureau. Projections are based on the latest available EMSI industry data, 15-year past local trends in each industry, growth rates in statewide and (where available) sub-state area industry projections published by individual state agencies, and (in part) growth rates in national projections from the Bureau of Labor Statistics.

State Data Sources

This report uses state data from the following agencies: Wisconsin Department of Workforce Development, Bureau of Workforce Information.