

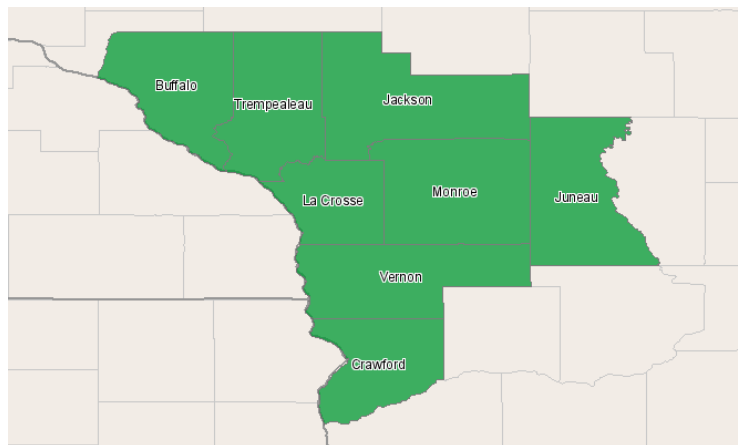
# Western Technical College



400 Seventh Street  
La Crosse, Wisconsin 54601  
608.785.9200

## Occupation Report for Central Service Technician Program August 28, 2012 2012 Third Quarter Data for 2013-2017 Projections

Western Technical College District



## Region Info

Name: Western Technical College District

Description: Western district counties

County Areas: Buffalo, Wisconsin (55011), Crawford, Wisconsin (55023), Jackson, Wisconsin (55053), Juneau, Wisconsin (55057), La Crosse, Wisconsin (55063), Monroe, Wisconsin (55081), Trempealeau, Wisconsin (55121), Vernon, Wisconsin (55123)

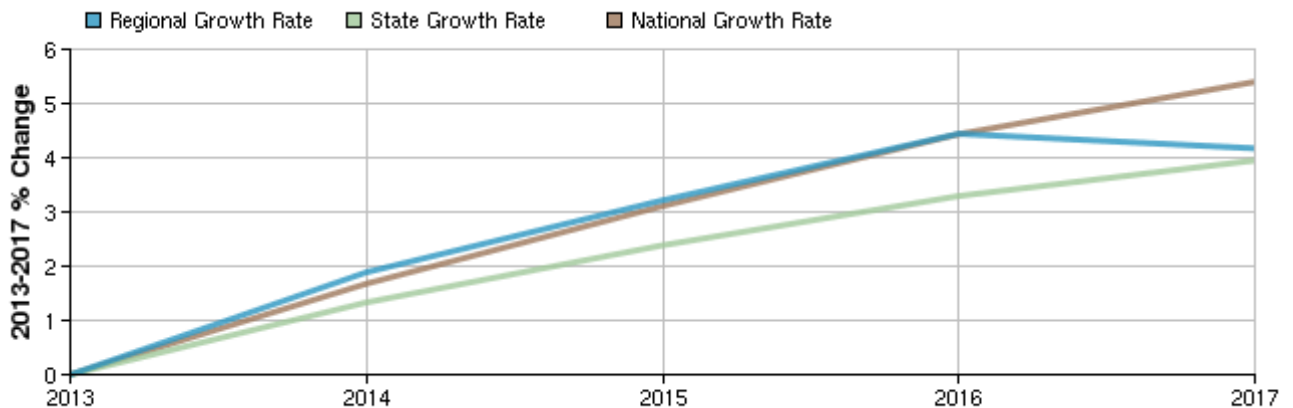
## Selected Occupations

Occupation	Education Level
Medical Equipment Preparers (SOC 31-9093)	Short-term on-the-job training

## Executive Summary

Basic Information	
2013 Occupational Jobs	40
2017 Occupational Jobs	42
Total Change	2
Total % Change	4.97%
Openings	4
2012 Median Hourly Earnings	\$12.22

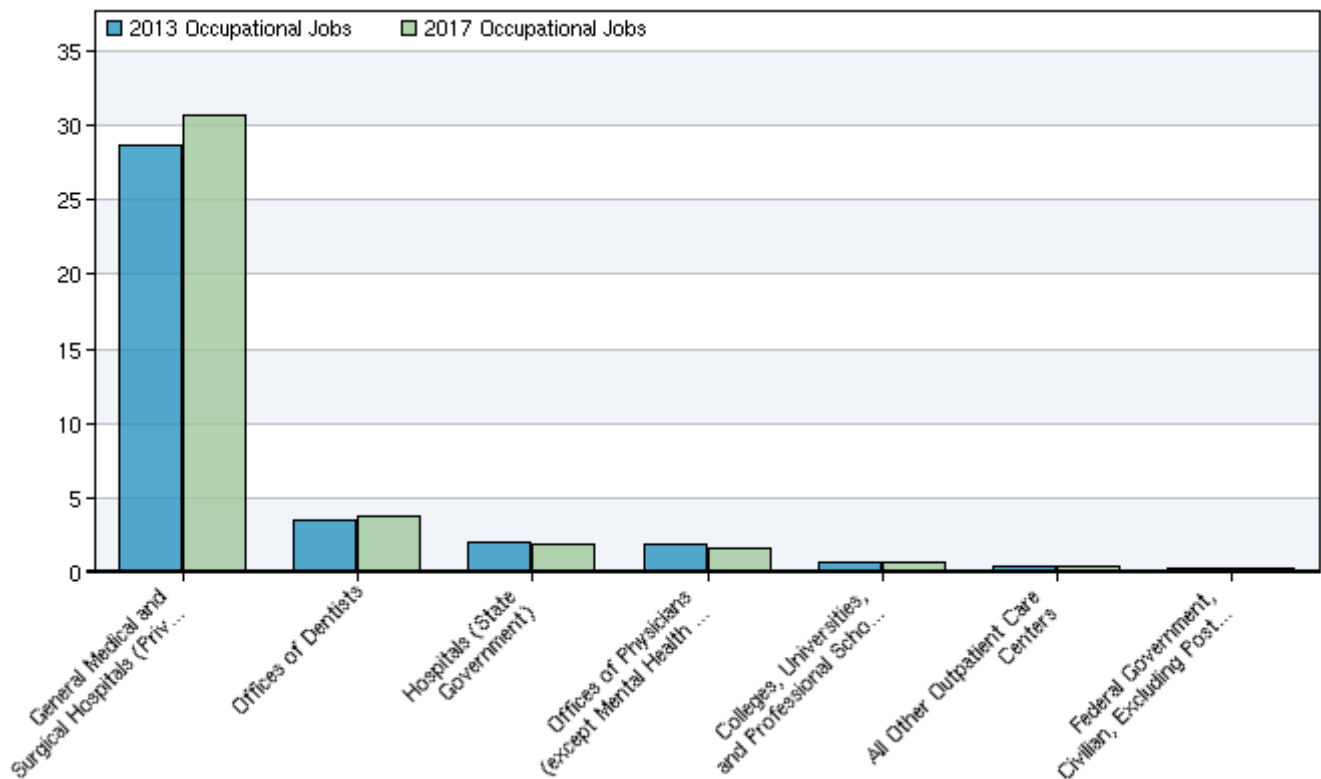
## Occupational Change Summary



Region	2013 Jobs	2017 Jobs	Change	% Change	Openings	2012 Median Hourly Earnings
Regional Total	40	42	2	5%	4	\$12.22
State Total	1,303	1,355	52	4%	116	\$13.90
National Total	51,098	53,856	2,758	5%	5,087	\$13.95

Source: EMSI Complete Employment - 2012.2

## Top Industries for Selected Occupation



NAICS Code	Name	2013 Jobs	2017 Jobs	Change	% Change
622110	General Medical and Surgical Hospitals (Private)	29	31	2	7%
621210	Offices of Dentists	<10	<10	--	--
902622	Hospitals (State Government)	<10	<10	--	--
621111	Offices of Physicians (except Mental Health Specialists)	<10	<10	--	--
902612	Colleges, Universities, and Professional Schools (State Government)	<10	<10	--	--
621498	All Other Outpatient Care Centers	<10	<10	--	--
901199	Federal Government, Civilian, Excluding Postal Service	<10	<10	--	--

## Data Sources and Calculations

---

### Industry Data

In order to capture a complete picture of industry employment, EMSI basically combines covered employment data from Quarterly Census of Employment and Wages (QCEW) produced by the Department of Labor with total employment data in Regional Economic Information System (REIS) published by the Bureau of Economic Analysis (BEA), augmented with County Business Patterns (CBP) and Nonemployer Statistics (NES) published by the U.S. Census Bureau. Projections are based on the latest available EMSI industry data, 15-year past local trends in each industry, growth rates in statewide and (where available) sub-state area industry projections published by individual state agencies, and (in part) growth rates in national projections from the Bureau of Labor Statistics.

### State Data Sources

This report uses state data from the following agencies: Wisconsin Department of Workforce Development, Bureau of Workforce Information.