

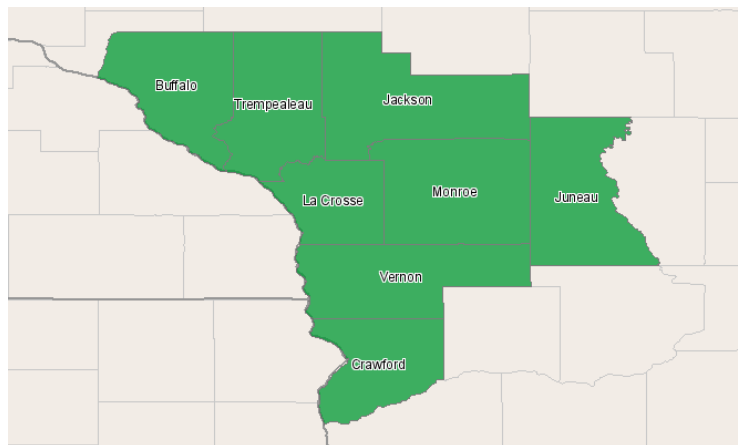
Western Technical College



400 Seventh Street
La Crosse, Wisconsin 54601
608.785.9200

Occupation Report for Criminal Justice-LE Program August 28, 2012 2012 Third Quarter Data for 2013-2017 Projections

Western Technical College District



Region Info

Name: Western Technical College District

Description: Western district counties

County Areas: Buffalo, Wisconsin (55011), Crawford, Wisconsin (55023), Jackson, Wisconsin (55053), Juneau, Wisconsin (55057), La Crosse, Wisconsin (55063), Monroe, Wisconsin (55081), Trempealeau, Wisconsin (55121), Vernon, Wisconsin (55123)

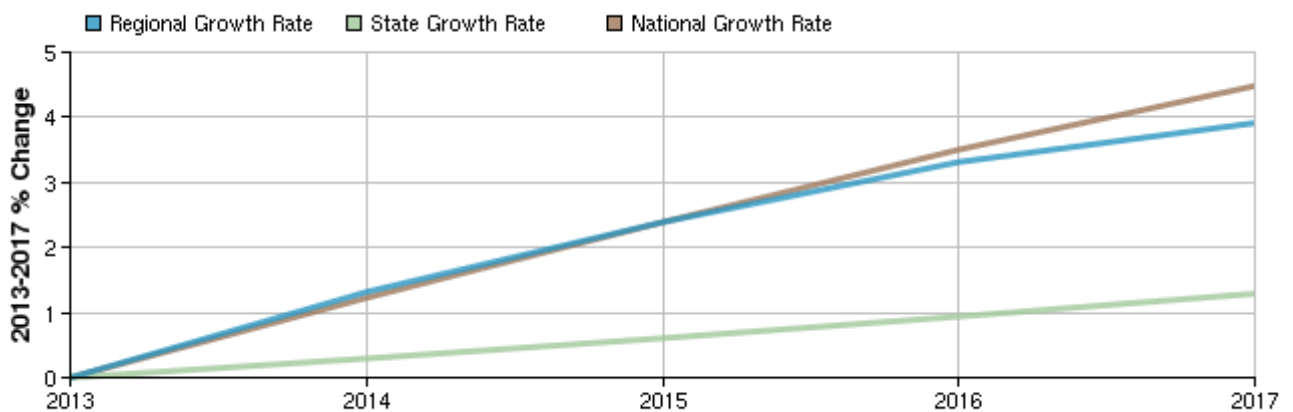
Selected Occupations

Occupation	Education Level
Correctional Officers and Jailers (SOC 33-3012)	Moderate-term on-the-job training
Police and Sheriff's Patrol Officers (SOC 33-3051)	Long-term on-the-job training
Security Guards (SOC 33-9032)	Short-term on-the-job training

Executive Summary

Basic Information	
2013 Occupational Jobs	1,737
2017 Occupational Jobs	1,805
Total Change	68
Total % Change	3.92%
Openings	242
2012 Median Hourly Earnings	\$17.66

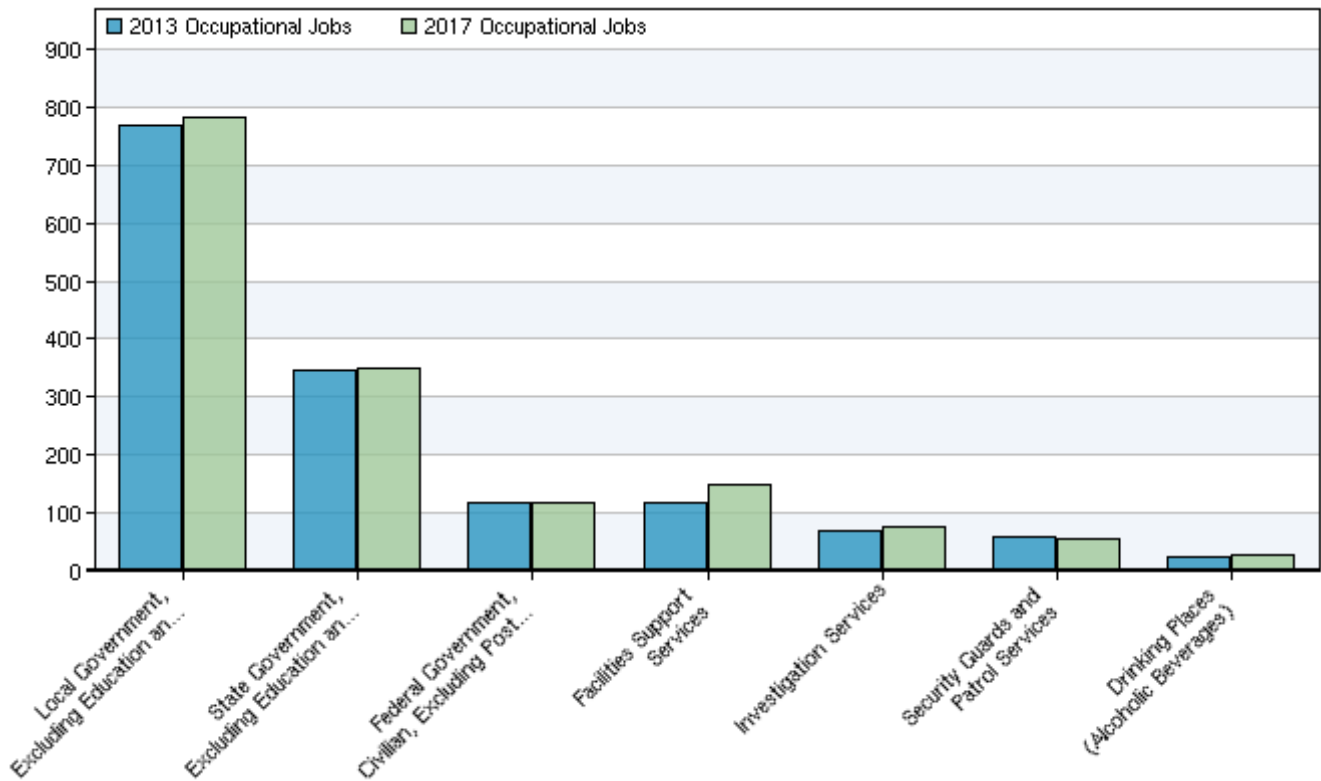
Occupational Change Summary



Region	2013 Jobs	2017 Jobs	Change	% Change	Openings	2012 Median Hourly Earnings
Regional Total	1,737	1,805	68	4%	242	\$17.66
State Total	30,926	31,325	399	1%	3,489	\$18.94
National Total	2,211,537	2,310,679	99,142	4%	304,978	\$17.01

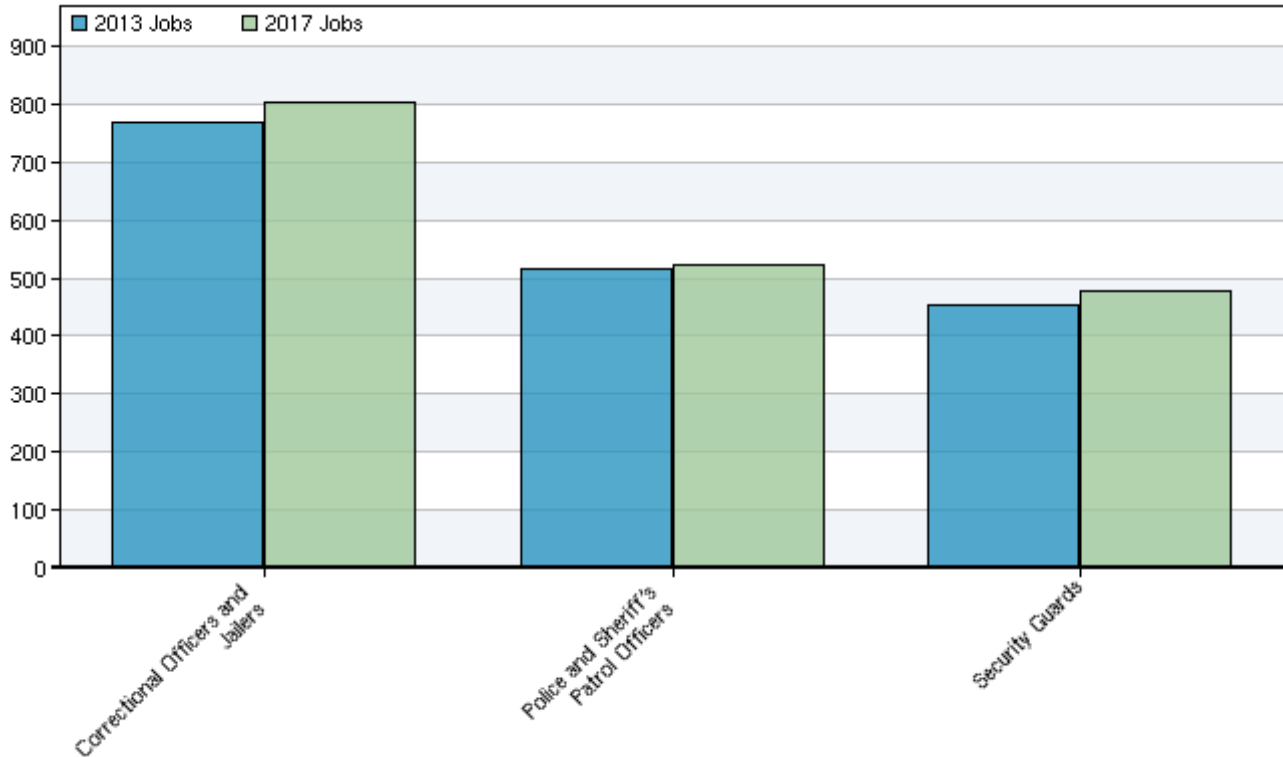
Source: EMSI Complete Employment - 2012.2

Top Industries for Selected Occupations



NAICS Code	Name	2013 Jobs	2017 Jobs	Change	% Change
903999	Local Government, Excluding Education and Hospitals	769	781	12	2%
902999	State Government, Excluding Education and Hospitals	347	349	2	1%
901199	Federal Government, Civilian, Excluding Postal Service	117	118	1	1%
561210	Facilities Support Services	116	149	33	28%
561611	Investigation Services	68	77	9	13%
561612	Security Guards and Patrol Services	58	54	-4	-7%
722410	Drinking Places (Alcoholic Beverages)	25	28	3	12%

Occupational Breakdown



SOC Code	Description	2013 Jobs	2017 Jobs	Openings	2012 Median Hourly Earnings
33-3012	Correctional Officers and Jailers	770	804	112	\$20.62
33-3051	Police and Sheriff's Patrol Officers	515	524	69	\$20.60
33-9032	Security Guards	452	477	62	\$9.19
	Total	1,737	1,805	242	\$17.66

Source: EMSI Complete Employment - 2012.2

Data Sources and Calculations

Industry Data

In order to capture a complete picture of industry employment, EMSI basically combines covered employment data from Quarterly Census of Employment and Wages (QCEW) produced by the Department of Labor with total employment data in Regional Economic Information System (REIS) published by the Bureau of Economic Analysis (BEA), augmented with County Business Patterns (CBP) and Nonemployer Statistics (NES) published

by the U.S. Census Bureau. Projections are based on the latest available EMSI industry data, 15-year past local trends in each industry, growth rates in statewide and (where available) sub-state area industry projections published by individual state agencies, and (in part) growth rates in national projections from the Bureau of Labor Statistics.

Occupation Data

Organizing regional employment information by occupation provides a workforce-oriented view of the regional economy. EMSI's occupation data are based on EMSI's industry data and regional staffing patterns taken from the Occupational Employment Statistics program (U.S. Bureau of Labor Statistics). Wage information is partially derived from the American Community Survey. The occupation-to-program (SOC-to-CIP) crosswalk is based on one from the U.S. Department of Education, with customizations by EMSI.

State Data Sources

This report uses state data from the following agencies: Wisconsin Department of Workforce Development, Bureau of Workforce Information.