

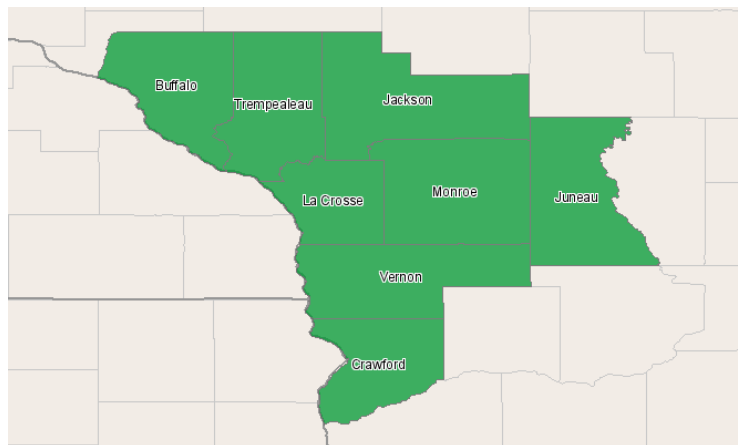
# Western Technical College



400 Seventh Street  
La Crosse, Wisconsin 54601  
608.785.9200

## Occupation Report for Dental Assistant Program August 28, 2012 2012 Third Quarter Data for 2013-2017 Projections

Western Technical College District



## Region Info

Name: Western Technical College District

Description: Western district counties

County Areas: Buffalo, Wisconsin (55011), Crawford, Wisconsin (55023), Jackson, Wisconsin (55053), Juneau, Wisconsin (55057), La Crosse, Wisconsin (55063), Monroe, Wisconsin (55081), Trempealeau, Wisconsin (55121), Vernon, Wisconsin (55123)

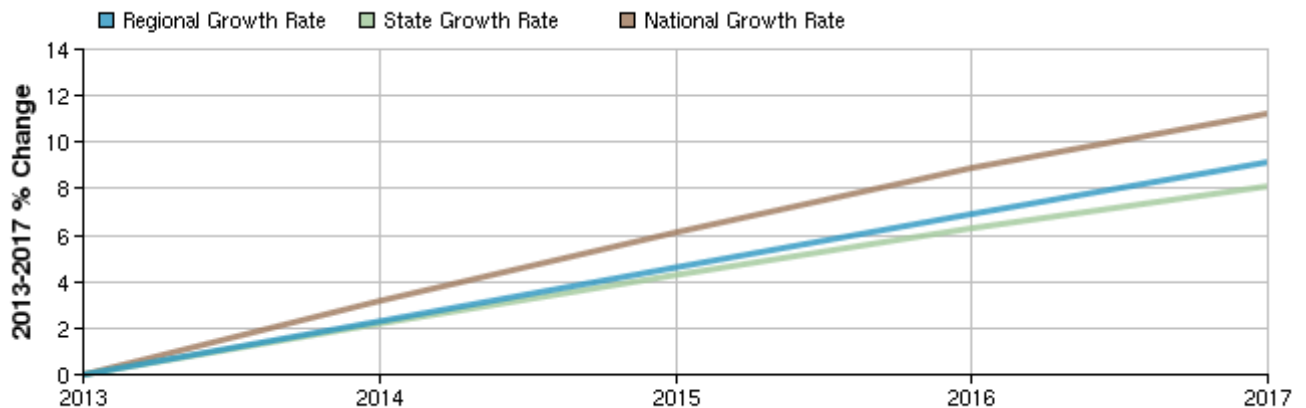
## Selected Occupations

Occupation	Education Level
Dental Assistants (SOC 31-9091)	Moderate-term on-the-job training

## Executive Summary

Basic Information	
2013 Occupational Jobs	322
2017 Occupational Jobs	351
Total Change	29
Total % Change	9.02%
Openings	59
2012 Median Hourly Earnings	\$14.79

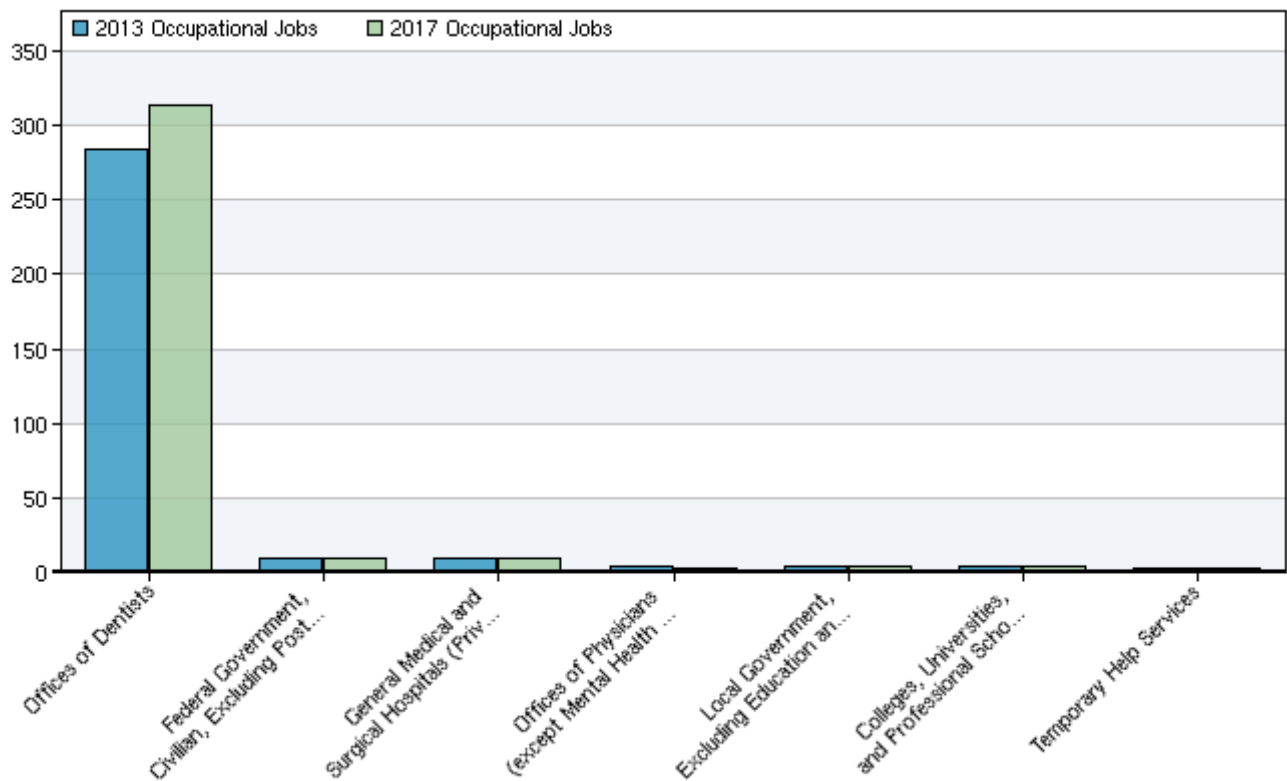
## Occupational Change Summary



Region	2013 Jobs	2017 Jobs	Change	% Change	Openings	2012 Median Hourly Earnings
Regional Total	322	351	29	9%	59	\$14.79
State Total	6,533	7,063	530	8%	1,040	\$15.96
National Total	323,555	359,898	36,343	11%	60,200	\$15.98

Source: EMSI Complete Employment - 2012.2

## Top Industries for Selected Occupation



NAICS Code	Name	2013 Jobs	2017 Jobs	Change	% Change
621210	Offices of Dentists	284	314	30	11%
901199	Federal Government, Civilian, Excluding Postal Service	<10	<10	--	--
622110	General Medical and Surgical Hospitals (Private)	<10	<10	--	--
621111	Offices of Physicians (except Mental Health Specialists)	<10	<10	--	--
903999	Local Government, Excluding Education and Hospitals	<10	<10	--	--
902612	Colleges, Universities, and Professional Schools (State Government)	<10	<10	--	--
561320	Temporary Help Services	<10	<10	--	--

## Data Sources and Calculations

---

### Industry Data

In order to capture a complete picture of industry employment, EMSI basically combines covered employment data from Quarterly Census of Employment and Wages (QCEW) produced by the Department of Labor with total employment data in Regional Economic Information System (REIS) published by the Bureau of Economic Analysis (BEA), augmented with County Business Patterns (CBP) and Nonemployer Statistics (NES) published by the U.S. Census Bureau. Projections are based on the latest available EMSI industry data, 15-year past local trends in each industry, growth rates in statewide and (where available) sub-state area industry projections published by individual state agencies, and (in part) growth rates in national projections from the Bureau of Labor Statistics.

### State Data Sources

This report uses state data from the following agencies: Wisconsin Department of Workforce Development, Bureau of Workforce Information.