

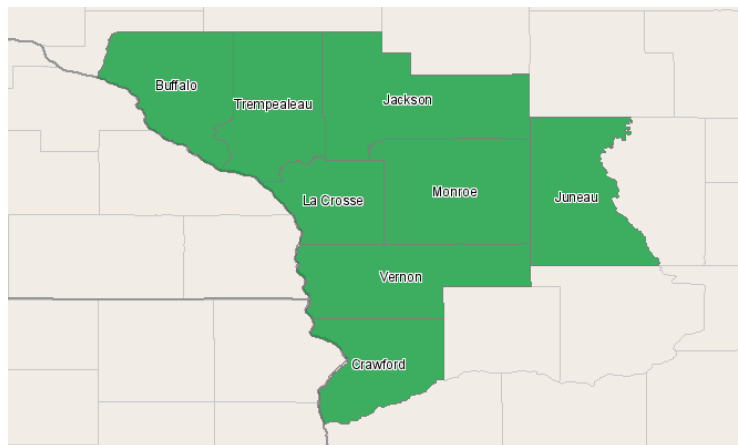
# Western Technical College



400 Seventh Street  
La Crosse, Wisconsin 54601  
608.785.9200

## Occupation Report for Fire Protection Technician Program August 28, 2012 2012 Third Quarter Data for 2013-2017 Projections

Western Technical College District



## Region Info

Name: Western Technical College District

Description: Western district counties

County Areas: Buffalo, Wisconsin (55011), Crawford, Wisconsin (55023), Jackson, Wisconsin (55053), Juneau, Wisconsin (55057), La Crosse, Wisconsin (55063), Monroe, Wisconsin (55081), Trempealeau, Wisconsin (55121), Vernon, Wisconsin (55123)

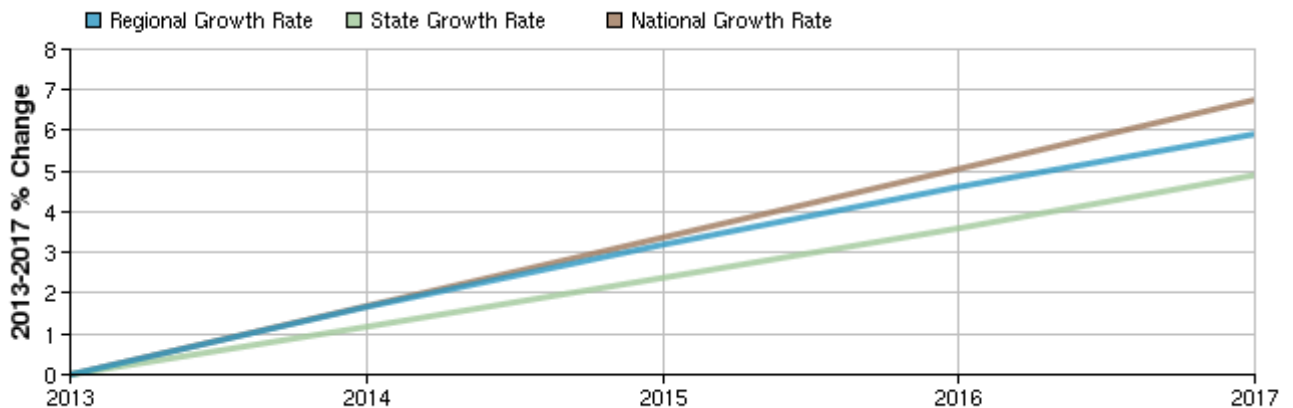
## Selected Occupations

Occupation	Education Level
Fire Fighters (SOC 33-2011)	Long-term on-the-job training

## Executive Summary

Basic Information	
2013 Occupational Jobs	306
2017 Occupational Jobs	324
Total Change	18
Total % Change	5.89%
Openings	56
2012 Median Hourly Earnings	\$13.49

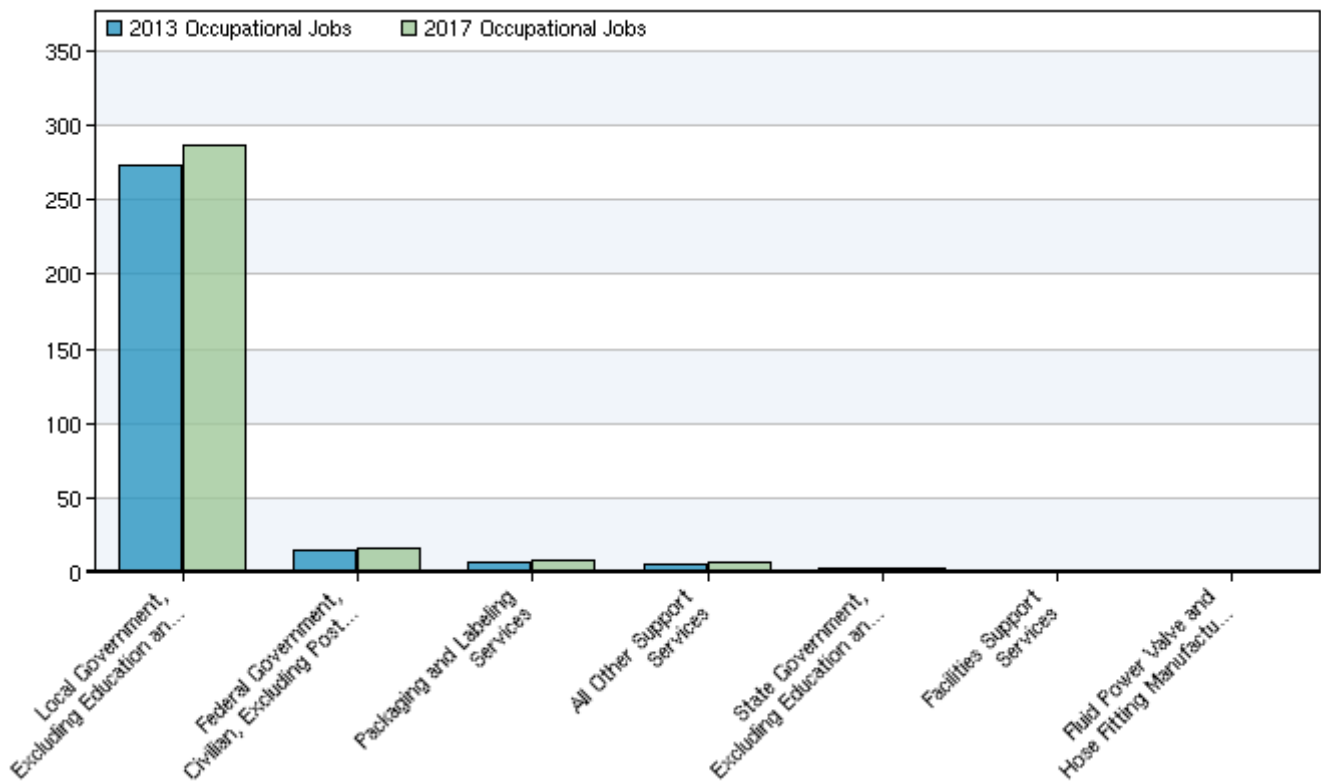
## Occupational Change Summary



Region	2013 Jobs	2017 Jobs	Change	% Change	Openings	2012 Median Hourly Earnings
Regional Total	306	324	18	6%	56	\$13.49
State Total	8,581	9,002	421	5%	1,478	\$14.21
National Total	305,956	326,625	20,669	7%	57,754	\$21.66

Source: EMSI Complete Employment - 2012.2

## Top Industries for Selected Occupation



NAICS Code	Name	2013 Jobs	2017 Jobs	Change	% Change
903999	Local Government, Excluding Education and Hospitals	273	287	14	5%
901199	Federal Government, Civilian, Excluding Postal Service	15	16	1	7%
561910	Packaging and Labeling Services	<10	<10	--	--
561990	All Other Support Services	<10	<10	--	--
902999	State Government, Excluding Education and Hospitals	<10	<10	--	--
561210	Facilities Support Services	<10	<10	--	--
332912	Fluid Power Valve and Hose Fitting Manufacturing	<10	<10	--	--

## Data Sources and Calculations

---

### Industry Data

In order to capture a complete picture of industry employment, EMSI basically combines covered employment data from Quarterly Census of Employment and Wages (QCEW) produced by the Department of Labor with total employment data in Regional Economic Information System (REIS) published by the Bureau of Economic Analysis (BEA), augmented with County Business Patterns (CBP) and Nonemployer Statistics (NES) published by the U.S. Census Bureau. Projections are based on the latest available EMSI industry data, 15-year past local trends in each industry, growth rates in statewide and (where available) sub-state area industry projections published by individual state agencies, and (in part) growth rates in national projections from the Bureau of Labor Statistics.

### State Data Sources

This report uses state data from the following agencies: Wisconsin Department of Workforce Development, Bureau of Workforce Information.